



VSP[®] Provider Reference Manual

Check out the **Manuals** on **VSPOnline**.

Note: This manual remains the sole and exclusive property of VSP. The information contained in this manual is confidential and proprietary, and the VSP network provider is granted a limited personal and nontransferrable license for use of the content of this manual during participation on the VSP network. The contents of this manual may not be used, copied, and/or reproduced for any other purpose, or disclosed and/or disseminated to any third party for any purpose whatsoever, without the prior written consent of VSP. If, for any reason, the manual recipient no longer participates on the VSP network, the doctor hereby agrees, and is directed, to immediately destroy this manual, all copies, and any and all amendments and addenda that may be issued by VSP from time to time.

WELCOME TO VSP	4
SCOPE OF THE MANUAL	5
CONTACTING VSP	6
GLOSSARY	8
ELIGIBILITY AND AUTHORIZATION.....	12
DETERMINING A PATIENT'S ELIGIBILITY	12
SUBMITTING CLAIMS/TIMELINESS	14
CLAIM APPEALS.....	26
COORDINATION OF BENEFITS	29
DETERMINING AND APPLYING BENEFITS	30
COB ROUTINE SECONDARY ALLOWANCES	37
COB CLIENT EXCEPTION RULES	40
SUBMITTING COB CLAIMS.....	41
COB RESOURCES	45
PLANS AND COVERAGES	48
VSP SIGNATURE PLAN®.....	48
CONTACT LENS BENEFITS.....	54
VSP ACCESS PLAN® & VSP ACCESS INDEMNITY PLAN SM	65
VSP INTEGRATED PRIMARY EYECARE PROGRAM SM	69
VSP PRIMARY EYECARE PLAN SM	70
VSP DIABETIC EYECARE PLUS PROGRAM SM	102
VSP EASYOPTIONS	133
VSP ELEMENTS PROGRAM®.....	134
VSP EXAM PLUS PLAN SM AND VSP EXAM PLUS WITH ALLOWANCES PLAN SM	141
LASER VISIONCARE SM PROGRAM.....	144
LOW VISION.....	147
SAFETY EYECARE PLAN	150
PROTEC SAFETY® PLAN.....	154
COMPUTER VISIONCARE SM PLAN	158
VISION THERAPY	163
INTERIM BENEFITS	167
REPAIR/REPLACE BENEFITS.....	167
RETINAL SCREENING	169
LIGHTCARE™ ENHANCEMENT	174
TELEMEDICINE	175
EYE EXAMS	179
LEVELS OF SERVICE	179
PEDIATRIC EYE EXAMS	184
SUPPLEMENTAL TESTING	188
EXAM DOCUMENTATION.....	189
MEDICAL-RECORD DOCUMENTATION.....	193
CONTACT LENS CASE MANAGEMENT PROCEDURES.....	196
CLINICAL PRACTICE GUIDELINES (ALGORITHMS).....	199
.....	201
DISPENSING & PATIENT LENS ENHANCEMENTS	209
USING OUR CONTRACT LAB SYSTEM.....	209
USING OUR CONTRACT LAB SYSTEM (AL, AR, FL, GA, KS, ME, MO, NJ, OH, OR, PA, TX, VA, VT AND WV ONLY).....	212

VSP® IN-OFFICE FINISHING PROGRAM	215
MAUI JIM	219
NATIONAL CONTRACT LAB LIST	223
PATIENT LENS ENHANCEMENT FEES INSTRUCTIONS	228
PATIENT LENS ENHANCEMENT EXPLANATIONS	231
SALES TAX	238
PRODUCT INDEX	239
PROPRIETARY LENS AND FRAME	467
DOCTOR IN-OFFICE LENS ENHANCEMENTS.....	472
PROVIDING FRAMES.....	474
FRAME COMPANIES/LINES	476
FIRST-TIME DOCTOR REDOS.....	478
CLIENT DETAILS.....	481
ANTHEM BLUE CROSS	481
BCBSM-MESSA (BLUE CROSS BLUE SHIELD OF MICHIGAN - MESSA).....	483
CENTERPOINT ENERGY.....	487
COVENTRY HEALTH CARE OF VIRGINIA, COVENTRY HEALTH CARE OF WEST VIRGINIA , COVENTRY HEALTH AND LIFE INSURANCE COMPANY	488
ELECTIVE CONTACT LENS COPAYMENT EXCEPTION CLIENTS	490
ELECTIVE CONTACT LENS COVERED IN FULL EXCEPTION CLIENTS	492
HEXCEL CORP CLIENTS DETAILS (UTAH EMPLOYEES ONLY)	493
HOMETOWN HEALTH PLAN INTEGRATED PRIMARY EYECARE	494
IDAHO POWER COMPANY CLIENT DETAILS.....	496
NAVAJO TRANSITIONAL ENERGY COMPANY	498
NV ENERGY CLIENT DETAILS	499
POST-CATARACT ENHANCEMENT CLIENTS	500
PRINCIPAL FINANCIAL GROUP	501
PROGRESSIVE INSURANCE CLIENT DETAILS.....	501
RAYTHEON COMPANY	503
TELEPHONE AND DATA SYSTEMS INC. (TDS).....	506
THE GREENBRIER COMPANIES INC	507
THE OHIO UNIVERSITY CLIENT DETAILS.....	509
TUCSON ELECTRIC POWER	512
UNION BENEFITS TRUST	513
UNITED PARCEL SERVICE (UPS).....	513
VULCAN MATERIALS CLIENT DETAILS (ALABAMA EMPLOYEES ONLY)	514
POLICIES	515
BUSINESS CONTINUITY PLAN	515
COMPLAINTS AND GRIEVANCES.....	516
CREDENTIALING AND RECREDENTIALING	517
INSURANCE, LICENSURE AND CERTIFICATION.....	520
LOCUM TENENS.....	521
MEDICAID & MEDICARE COMPLIANCE	522
OFFICE STANDARDS	526
PROVIDER DISPUTE RESOLUTION PROCEDURE.....	530
PATIENTS' RIGHTS AND RESPONSIBILITIES.....	531
SERVICES SUBJECT TO REVIEW/AUDIT	535
QUALITY ASSURANCE PROGRAM	537
QUALITY MANAGEMENT PROGRAM.....	538
EYE HEALTH MANAGEMENT PROGRAM®	540
REIMBURSEMENT.....	544

REIMBURSEMENT - CALIFORNIA.....	545
USE OF THE VSP® NAME AND LOGO	547
VSP'S PRIVACY COMMITMENT	550
VSP'S FRAUD, WASTE AND ABUSE POLICY.....	551
VSP ELECTRONIC FUNDS TRANSFER AND EXPLANATION OF PAYMENT POLICIES	556
VSP SAVINGS STATEMENT	557
March 1, 2021 VSP SIGNATURE PLAN® LENS ENHANCEMENTS	573

WELCOME TO VSP

Welcome to VSP® Vision Care. We're committed to providing access to high-quality, affordable eye care, and eyewear. Partnering with 39,000 network doctors and more than 89 million members worldwide, our focus is creating value for patients and opportunities for VSP network doctors.

©2021 Vision Service Plan. All rights reserved.

VSP and VSP Global are registered trademarks of Vision Service Plan.

This material is confidential, intended for the use by VSP doctors only. The contents may not be shared with any unauthorized person. This manual is the property of VSP.

SCOPE OF THE MANUAL

Use this manual in combination with your patient's Patient Record Report. If you participate in other VSP networks, we'll provide those manuals to you.

The **VSP Provider Reference Manual** contains guidelines for your partnership with VSP.

The core sections and their contents are:

- **Eligibility and Authorization:** Processes for verifying patient eligibility for VSP coverage, determining which benefits apply, and submitting claims for reimbursement.
- **Plans and Coverages:** Covered services and administration of Vision Service Plan® eyecare plans.
- **Eye Exams:** Standard exam and supplemental test procedures for children and adults. Also includes processes for documentation requirements and referrals.
- **Dispensing and Patient Lens Enhancements:** Procedures for dispensing spectacle lenses and frames to patients. Also explains the use of contract labs and how to administer a necessary redo.
- **Client Details:** Specifics about benefits, coordination of benefits, and reimbursement.
- **Policies:** A listing of VSP's policies and procedures for quality management, reimbursement, office standards, advertising, and safety.

Tools for Locating Information

The **Table of Contents**, lists the main manual topics by section.

The Glossary, located in the back of the manual, provides an alphabetical listing of common terms used throughout this manual. A concise definition is provided for each term.

CONTACTING VSP

Contacting VSP by Phone and Email

Service	Number	Notes
Provider Services	800.615.1883	<p>Representatives are available to answer questions from:</p> <p>Monday - Friday 5:00 a.m. to 8:00 p.m. PST Saturday - 7:00 a.m. to 8:00 p.m. PST Sunday - 7:00 a.m. – 8 p.m. PST</p> <p>You may also refer VSP members to vsp.com. After dialing, you'll be greeted by our Interactive Voice Response (IVR) system. After the salutation, you may reach a representative by selecting from the following options:</p> <p>Press 1: Eligibility and authorization information Press 2: All other inquiries</p>
Provider Relations	providernetworkdevelopment@vsp.com	<p>Provider Relations will answer the following questions:</p> <p>Becoming a VSP Provider, revenue generating opportunities and training opportunities for doctors and staff.</p> <p>Credentialing/recredentialing and updating practice information.</p>
Member Services (Patients)	800.877.7195	<p>Representatives are available to answer questions from patients:</p> <p>Monday - Friday 5:00 a.m. to 8:00 p.m. PST Saturday - 7:00 a.m. to 8:00 p.m. PST Sunday - 7:00 a.m. – 8 p.m. PST</p> <p>You may also refer VSP members to vsp.com.</p>

Contacting VSP by Mail

Correspondence	In-Network Claims	Out-of-Network Claims
VSP PO Box 997100 Sacramento, CA 95899-7100	VSP PO Box 385020 Birmingham, AL 35238-5020	VSP PO Box 358018 Birmingham, AL 35238-5018

Ordering Supplies and Forms

SHIPPING TIME

Most shipments will be sent UPS ground. Please allow the appropriate time for shipment. If you need faster delivery, please make note of the priority on your request.

ORDERING ONLINE

You may order supplies through **VSPOnline** on **eyefinity.com**.

ORDERING BY PHONE

Call the Provider Services Support Line at **800.615.1883**.

GLOSSARY

Acute EyeCare	A VSP product covering patients who need urgent care.
Administrative Simplification	Administrative Simplification, or Title II of the Health Insurance Portability and Accountability Act (HIPAA), will standardize specific electronic transactions used in the healthcare industry. This requires protecting patient privacy and ensuring the security, integrity and authenticity of health information.
Algorithm	In this context, a step-by-step description of the suggested procedure for monitoring and/or treating certain conditions. Algorithms are intended to provide guidance only; they never replace a doctor's professional judgment.
Allowance	The maximum amount, in dollars, we will pay toward a certain service.
Authorization	The process of making sure a patient's eyecare may be covered by VSP. Authorization doesn't guarantee payment for a service.
Benefit	In this context, the type and amount of coverage for a service.
Birthday Rule	A way to determine the primary vision plan for dependent children covered by more than one plan. In this case, the primary plan is the one held by the parent whose birthday comes first in the calendar year.
Claim	A healthcare provider's request to a health plan for payment and the necessary accompanying information.
CMS-1500	Formerly HCFA-1500. A federally approved claim form used to record the patient's condition and bill for services rendered.
Coordination of Benefits	Also called COB. The process of coordinating multiple plans for a single patient visit.
Contract Lab	An optical lab that has signed a contract with us to make lenses for our patients.
Copay	Payment collected from a patient before services are given. Copays vary between plans, clients and levels of coverage.
Coverage	A term showing that the cost of a certain service provided to a patient will be reimbursed by us in part or in full.
CPT Code	"Current Procedural Technology Code." An identifying code and descriptive term used to report services and procedures.
Credentialing	The process of ensuring our doctors meet standards including current licensing and board certification, as applicable.
Diabetic Eyecare Program	A VSP product that provides medical eyecare services for patients with Type 1 diabetes.
Dispensing	The process of providing materials, such as lenses, frames and contact lenses to patients.
Eligibility	Whether a patient can get VSP benefits.
Encounter Data	Detailed patient demographic, health and health insurance information collected from a CMS-1500 claim form.

Fee-For-Service Plan (FFS)	Health coverage in which doctors and other providers receive a fee for each service such as an office visit, test, procedure or other healthcare service. The plan will either pay the medical provider directly or reimburse the patient for covered services after the patient has paid the bill and filed an insurance claim. Patients can get medical care from doctors they choose.
First-Time Redo	The one-time remaking of a lens that falls within our first-time redo policy.
Frame Overage	The dollar amount patients must pay when they choose a frame whose cost exceeds both the patient's wholesale and retail frame allowance.
Gender Rule	A way to designate a primary vision plan for dependent children covered by more than one vision plan. In this case, the father usually holds the primary plan.
Half-Pair Lens enhancement	Typically refers to a patient lens enhancement when the doctor or patient requests the enhancement on only one lens, rather than a pair of prescription lenses.
HCPCS	HCFA's Common Procedure-Coding System. A list of descriptive terms and identifying codes for reporting medical services given by healthcare providers.
Health Maintenance Organization (HMO)	A type of health plan that provides care through a network of doctors in particular geographic or service areas. HMOs coordinate the healthcare services patients receive.
HEDIS	Healthcare Effectiveness Data and Information Set. A set of standardized measures designed to assess health plan performance.
HIPAA	The Health Insurance Portability and Accountability Act (HIPAA) is federal legislation intended to improve the portability and continuity of health benefits, to ensure greater accountability for healthcare fraud and to simplify administering health insurance.
Independent Lab	An optical lab not under contract with us.
Interim Benefit	A supplemental benefit (offered by some VSP clients) that covers services before the patient's next eligibility date. Interim benefits particularly apply when there are significant changes in the patient's prescription.
IVR	Interactive Voice Response. This is our automated system allowing doctors to access patient eligibility and coverage by phone.
Laser VisionCare	A VSP eyecare plan offering coverage for laser procedures.
Lens Enhancements	Cosmetic lens features or enhancements. Patients pay the Patient Copay unless their plans cover that enhancement. Examples of lens enhancements include tints, polycarbonate and anti-reflective coatings.
Medical Record Review	Patient medical records are submitted to VSP and reviewed by OD/MD auditors who verify the exam and treatment for each patient follows established criteria and is properly documented.
Member	A person enrolled in a VSP plan who is the primary insured.
NCQA	National Committee for Quality Assurance. This is an independent, not-for-profit organization setting health plan accreditation standards.

Order of Benefits	The sequence in which benefits are exhausted, beginning with primary plans, secondary plans and then numerically succeeding plans.
Overage	Amount the patient pays the doctor (in addition to the copay) for services and products not covered by any plan.
Medical Record Review	Patient medical records are submitted to VSP and reviewed by OD/MD auditors who verify the exam and treatment for each patient follows established criteria and is properly documented.
PCP	Primary Care Physician. The doctor the patient usually visits.
Preferred Provider Organization (PPO)	A fee-for-service option where a member can choose plan-selected providers who have agreements with the plan. When a member uses a PPO provider, they pay less money out-of-pocket for medical service than when they use a non-PPO provider.
Primary Coverage	In coordination of benefits, the primary coverage is held by the person whose benefits will be exhausted before benefits from secondary and other plans are used.
Primary EyeCare	A VSP product that provides supplemental medical eyecare services for the detection, treatment and management of ocular and/or systemic conditions that produce ocular or visual symptoms.
Primary Plan	The plan held by the person whose benefits are exhausted first, following the order of benefits.
Referral	The process doctors use to direct patients to consult with another doctor.
Reimbursement	Money paid to doctors for covered services.
Explanation of Payment (EOP)	A statement explaining service payments and adjustments included in VSP doctor reimbursements. Also called an Explanation of Benefits (EOB) or Remittance Advice (RA).
Schedule of Allowances	A list of services patients are covered for, and the amounts to which patients are covered, according to their plans.
Secondary Allowance	The amount available for each benefit when VSP is the secondary plan.
Secondary Coverage	In coordination of benefits, secondary coverage is held by the person whose benefits are used after benefits from the primary plan have been exhausted.
Secondary Plan	The plan held by the person whose benefits are used after primary plan benefits have been used.
Service for Service	The secondary allowance is applied first to the same service or product of the primary plan (exam to exam, lens to lens, frame to frame, etc.). Any benefit amounts remaining after applying the allowance to a like benefit can be used for other services.
Service Verification	The process for making sure a service is covered and we'll reimburse you for that service before you give that service. You'll be notified which services need special processing to obtain a case number.
U&C; U&C Fees	Usual and Customary Fees. These are a doctor's standard, unmodified charges for given services.
VDT	Video Display Terminal. This term is used mainly when talking about our VDT VisionCare plan .

VSP Network Doctor	An optometrist or ophthalmologist who's signed a contract to take part in our doctor network.
---------------------------	---

ELIGIBILITY AND AUTHORIZATION

DETERMINING A PATIENT'S ELIGIBILITY

Authorizing Coverage and Benefits

Before providing services, make sure your patient is eligible for benefits by retrieving an authorization. At that time, you'll get information about your patient's plan, coverage, and current benefit eligibility. You'll also get a unique authorization number for your patient. Remember: an authorization number **doesn't** guarantee payment. Review any comments or notations at the bottom of the Patient Record Report to confirm patient eligibility. Confirmation is required to show that the services and materials provided meet our plan requirements before issuing payment.

Obtaining an Authorization Number

There are two ways to get it:

1. **eClaim:** Log onto eyefinity.com, go to the eInsurance tab or select Get Authorizations & Check Eligibility.

Click **Member Search**. Enter any one of the following valid search combinations:

- Full Member ID only.
- Last 4 SSN, member last name, and member first name.
- Last 4 SSN, member last name, member first name, and date of birth (DOB).
- Last 4 SSN, member last name, and DOB.

Quick Tip: Enter more information for best results.

Important! Make sure you choose the correct member and patient prior to issuing an authorization. If you're not sure which member to choose, call VSP at 800.615.1883 for assistance.

2. **Customer Service:** Call VSP at **800.615.1883**. Select "1" to use our automated phone system. Or, you can talk with a Customer Service representative who'll check the patient's current eligibility, provide plan information, and issue an authorization number.
-

Important! Authorizations are usually effective for 30 days from the issue date. You'll receive an 'Invalid Authorization' error message in eClaim if you submit a claim for a date of service not within the effective dates. If this happens, obtain a new authorization valid for the date of service and resubmit.

When you contact us, please provide the following information:

- | | |
|-----------------------------|---|
| • Member and patient's name | • Last 4 digits of the member's SSN or the full client-assigned ID number |
| • Member and patient's DOB | • Relationship to insured, if needed |
| • Date of service | |

Understanding Your Patient's Coverage

Refer to the Patient Record Report or the Lens Enhancements Charges Report for an explanation of your patient's coverage.

Important! Before ordering or providing services, tell your patients that they're responsible for payment of non-covered services and materials.

Member Vision Card

VSP patients have the ability to access and/or print a Member Vision Card from vsp.com, and may provide a card when visiting your practice for services.

Note: A Member Vision Card isn't required for services.

While the card will provide basic benefit/plan information, please don't rely on it solely for benefit coverage information. You must verify your patient's eligibility and obtain an authorization on eyefinity.com. To view what information is available on the card, please refer to the [Member Vision Card Quick Reference Guide](#).

SUBMITTING CLAIMS/TIMELINESS

In most cases, we process claims that are received within 180 days of the date of service. Please note that when glasses are ordered, we won't receive a claim until the lab finishes the order and submits the claim to VSP.

Remember to bill your U&C fees on **all** claims. We'll pay the lesser of the billed amount or your assigned fee. To confirm claim status, visit eyefinity.com, or call VSP at **800.615.1883**.

A "clean" claim is a claim that can be processed without additional information from you, your patient, or someone else.

When any part of a claim is found to be false, VSP will deny payment for the entire claim. There is no entitlement to partial payment of a claim. Denial of the claim may occur when the claim is submitted or upon subsequent review during the course of an audit.

Dates of Service

When we request dates of service, we're looking for:

Exam: the date you performed your patient's eye exam.

Glasses: the date your patient ordered their glasses.

Contacts: the date the contact lens fitting and evaluation started. If you didn't perform a contact lens fitting and evaluation, use the date when contact lens materials were ordered by your patient.

Your Responsibility for Accuracy

It's **your** responsibility to get an authorization and ensure the information is accurate. Payment could be delayed if you submit a claim without an authorization number. An incorrect authorization number could result in claim denial and/or you may incur lab charges. Authorization numbers can't be transferred between claims.

When submitting claims, please complete all fields to accurately show the services you provided.

Important! You're responsible for all claims submitted by you, your employees, and agents of your practice.

Please remember you can't disclose any information about your patient to any other person or organization without the written consent of your patient, legal guardian, parent, or his/her authorized representative unless:

- your patient is unable to give written consent, or
- state or federal law requires disclosure.

Encounter Data Reporting

Standard procedure requires you to collect and report encounter data, which is specific patient information that serves the purposes stated below:

- Supports the role of optometrists as healthcare providers.
- Meets reporting guidelines required by regulatory agencies.
- Documents the efficiency, quality, and cost effectiveness of care provided.

- Demonstrates the value of vision care in treating and managing diseases, as well as maintaining overall good health.

Eye Health Management Program Data Requirement

The VSP Eye Health Management Program focuses on early detection and aids in the treatment and coordination of care for eye and related health conditions. It integrates data collected through VSP providers with the healthcare system in a HIPAA-compliant manner.

Doctors are required to report Eye Health Management patient conditions through eClaim on **eyefinity.com**, practice management software, or paper claims. Eye Health Management reporting is monitored as part of the Quality Assurance (QA) Program and results are provided in the QA Review Summary.

When you report patient conditions, VSP can demonstrate to clients, health plans, and disease management companies the full scope of services that you provide, and reinforce the role of vision care as a key component of a wellness program. VSP also helps health plans to increase their quality ratings by demonstrating that members with diabetes are receiving annual dilated retinal exams. VSP also uses this information to direct patients with diabetes back to your office annually for their dilated eye exam.

The Patient Record Report also includes Eye Health Management information and links to patient education fliers for patients with diabetes, hypertension, or high cholesterol. Use this information to educate your patients and demonstrate that your role in their care may include more than an annual eye exam.

REIMBURSEMENT OPPORTUNITY

By reporting chronic health conditions to VSP, we'll reimburse* you for the additional education and services you provide to patients.

For each patient identified, you can earn:

- \$5 for reporting diabetes and/or diabetic retinopathy.
- \$2 for reporting hypertension and/or high cholesterol.

Note: Payment won't exceed \$5 and isn't cumulative. If a \$5 condition and a \$2 condition are checked, then \$5 is paid. If two \$2 conditions are checked, \$2 is paid. The patient's medical record must include the applicable condition that is submitted on a claim.

*Additional reimbursement only applies to VSP Signature Plan® and VSP Choice Plan® claims billed with one of the following exam codes: 92002, 92004, 92012, 92014, S0620, or S0621.

Patient condition reporting just got easier. Follow these three simple steps.

- Before seeing the patient, print the Patient Record Report or place an Eye Health Management sticky note on each patient file. You can order free sticky notes to help you track and report patient conditions through the **Supply Request Form on VSPOnline at eyefinity.com**
- During the exam, check the appropriate patient condition box(es) on the Patient Record Report or an Eye Health Management sticky note.
- When submitting a claim, check the appropriate box(es) or enter diagnosis codes, using the information on the Patient Record Report or an Eye Health Management sticky note.

Note: The Patient Record Report now includes an Eye Health Management section, making it even easier to collect and report patient conditions.

CHECK THE APPROPRIATE BOXES IN ECLAIM.

Patient Conditions

Check the patient's conditions (diabetes, diabetic retinopathy, hypertension, high cholesterol) using the check boxes on eClaim or diagnosis codes. Report glaucoma, age-related macular degeneration, and other conditions using diagnosis codes.

Quick tip: if you enter an equivalent diagnosis code, eClaim will check the box for you.

For all practice management systems, including OfficeMate®/ExamWRITER, you can report patient conditions using one or more of the applicable diagnosis codes.

Dilation

Choose Yes or No in the drop-down menu in eClaim when asked if dilation was performed. If dilation is not performed for a patient with diabetes, be sure to document the clinical rationale in the patient's medical record.

Primary Care Physician (PCP) Communication

Choose Yes or No in the drop-down menu when asked if the PCP Communication was completed. If you did not communicate with the PCP for a patient with diabetes, be sure to document the reason in the patient's medical record.

For more information on Eye Health Management visit **VSPOnline** at eyefinity.com, go to Programs, and click Eye Health Management Program.

Submitting a Claim Electronically

GLASSES

- Complete the Invoice Services page first to provide the material order details.
- Select a VSP contract lab.
- Click on Calculate HCPCS & Continue.
- Enter refractive error reason(s), then any additional diagnosis codes for any other medical conditions.
- Select the appropriate patient condition checkbox(es).
- Complete the Diagnosis & Services page by entering your U&C fees next to the correct CPT/HCPCS code.

CONTACT LENSES

- Select the type of contacts dispensed.
- Select the contact lens reason (see Contact Lens Plans in the "Plans & Coverages" section of this manual).
- If contact lens exam services (fitting and evaluation) were performed, include this in the correct drop-down box.
- Indicate the contact lens manufacturer

- Specify the contact lens brand
- Enter the number of boxes
- Specify the Modality
- Click on Calculate HCPCS
- Enter refractive error reason(s), then enter any additional diagnosis codes for other medical conditions.
- Select the appropriate patient condition checkbox(es).
- Complete the Diagnosis & Services page by entering your U&C fees next to the correct CPT/HCPCS code.

FLEXIBLE SPENDING ACCOUNT (FSA)

Some of our clients have asked us to collect and report patients' total FSA eligible out-of-pocket expenses to their flexible spending account vendors. For these patients, the Patient Record Report will indicate, "This patient may participate in a Flexible Spending Account (FSA) program."

You'll also notice a field titled FSA on eClaim to collect the patient's total FSA out-of-pocket expenses. This amount includes both the VSP out-of-pocket charges you calculated in Box 29 and any eligible charges for non-covered items you do not include on the VSP claim (like second pairs and contact lens solution). Report the total for the FSA after the secondary COB payment has been deducted from the patient's primary out-of-pocket charges.

Here's a list of common FSA eligible expenses, which is subject to change based on IRS regulations:

- Copays
- Lens enhancements
- Frame overages
- Contact lens overages
- Contact lens solution
- Additional prescription glasses not covered by the benefit
- Prescription sunglasses not covered by the benefit
- Plano sunglasses not covered by the benefit (if deemed medically necessary by the doctor)

Here's an example to help you calculate what should be entered in the FSA box for a patient who uses VSP benefits for glasses and pays for contact lenses, contact lenses services, and solution privately:

VSP copay	\$20
Frame overage (VSP prescription glasses)	\$50
Box 29: Total VSP Patient out-of-pocket expenses	\$70
85% of contact lens exam services (fitting and evaluation) -- private pay	\$100
Contacts (private pay)	\$150
Contact lens solution (private pay)	\$20

Total non-VSP out-of-pocket expenses	\$270
+ Total VSP out-of-pocket expenses (calculated above)	\$70
TOTAL eligible FSA (reported in FSA box)	\$340

Submitting a Claim on Paper

We primarily use two paper claim forms: the CMS-1500 form and the VSP Materials Invoice form. Please refer to the [CMS-1500 Claim Form Quick Reference Card](#) and the [Materials Invoice Quick Reference Card](#) in the Tools & Forms section of this manual for instructions on completing these forms, including where to enter the Authorization Number and/or the Materials Verification number.

USING THE CMS-1500 FORM

Refer to the [CMS-1500 Claim Form Quick Reference Card](#) for detailed instructions. **We will only accept original, red copy CMS-1500 forms. Photocopies or faxed forms will be rejected.**

To expedite processing when submitting CMS-1500 claims, be sure to:

- Check that all patient information is complete and correct.
- Check that Boxes 12 and 13 have correct signatures or indicate a signature is on file.
- Use valid, complete diagnosis codes. Always code to the highest degree of specificity when indicating diagnosis.
- Enter additional diagnosis codes for any other medical conditions your patient may have.
- Enter the correct place of service in Box 24B.
- Include a letter in Box 24E that “points” to the appropriate diagnosis in Box 21.
- Include doctor NPI in Box 24J if multiple doctors are using the tax ID in Box 25.
- Complete Box 32 with the practice’s physical address, not a PO Box.

Mail completed claim forms to:

In-Network Claims	Out-of-Network Claims
VSP	VSP
PO Box 385020	PO Box 385018
Birmingham, AL 35238-5020	Birmingham, AL 35238-5018

CMS PLUS MATERIALS INVOICE (CMS-PLUS)

If a plan requires the use of a contract lab, and you dispense lenses and/or frames to an eligible patient, use a [Materials Invoice Form with the CMS-1500 Claim Form](#). If you don’t use a contract lab, or if you provide only an exam or dispense contact lenses, submit only the CMS-1500 Form.

If you need to submit a Materials Invoice Form with the CMS-1500 Form:

1. Complete both forms.
2. Attach the two completed forms.
3. Send both claim forms to the lab. (The lab will forward the claim to VSP for payment after the glasses have been made)

CONTRACT LAB ORDERS

The lab will fill orders that contain lenses and frames, and forward the claims to us for payment.

If the lab contacts you about a missing or incomplete CMS-1500 Claim Form, submit a completed form to the lab as soon as possible. If a completed form isn't received within 10 working days of initial notification, the lab can't fill your order and will return the Materials Invoice Form to you.

It's your responsibility to check patient eligibility for materials and to correctly complete the forms. If a material claim is denied payment, any materials you order will be billed to you, and you'll be responsible for paying the lab.

In most cases, we process claims that are received within 180 days following the date of service.

Remember: when lenses and frames are ordered, we don't get the claim until the lab completes the order and submits the claim to us.

MATERIALS CODES ON CMS-1500 FORM

It's important that you list any materials sold (lenses, frames, and lens enhancements), with the appropriate V code, on the CMS-1500 Claim Form as we'll reimburse you only for services listed on the CMS-1500 Form. The information provided on the Materials Invoice Form is only for lab use. The following are samples of Comment Codes and the appropriate forms and actions:

CMS-1500 Form Comment Codes and Claim Filing Actions

Comment Code	Billed Service(s)	Type of Form(s)	Submit to
L064	Exam	CMS	VSP
L064	Exam and CL	CMS	VSP
L071	Any Service	CMS	VSP
L083	Exam w/ Lenses and/or Frame	CMS + Materials Invoice	Contract lab

Submitting a Claim for Substitute or Fill In Providers

If you're away for a period of time and use a substitute or fill in provider, you can submit a claim using eClaim or paper.

- Submit the claim under your NPI and Tax ID number
- Include the substitute or fill in provider's NPI or SSN in box 19 "Reserved for Local Use" and a modifier for each line – use modifier Q5

In most cases, we process claims that are received within 180 days of the date of service. Please note that when glasses are ordered, we won't receive a claim until the lab finishes the order and submits the claim to VSP.

Remember to bill your U&C fees on **all** claims. We'll pay the lesser of the billed amount or your assigned fee. To confirm claim status, visit eyefinity.com, or call VSP at **800.615.1883**.

A “clean” claim is a claim that can be processed without additional information from you, your patient, or someone else. If a doctor is under investigation for potential fraud and/or abuse, the claims they submit won’t be considered clean claims.

When a claim is found to be inappropriately billed, VSP may deny payment for the entire claim. In some cases, only the materials portion will be denied. There is no entitlement to partial payment of a claim, or payment for what you would have received had the claim been billed appropriately.

Dates of Service

When we request dates of service, we’re looking for:

Exam: the date you performed your patient’s eye exam.

Glasses: the date your patient ordered their glasses.

Contacts: the date the contact lens fitting and evaluation started. If you didn’t perform a contact lens fitting and evaluation, use the date when contact lens materials were ordered by your patient.

Your Responsibility for Accuracy

It’s **your** responsibility to get an authorization and ensure the information is accurate. Payment could be delayed if you submit a claim without an authorization number. An incorrect authorization number could result in claim denial and/or you may incur lab charges. Authorization numbers can’t be transferred between claims.

When submitting claims, please complete all fields to accurately show the services you provided.

Important! You’re responsible for all claims submitted by you, your employees, and agents of your practice.

Please remember you can’t disclose any information about your patient to any other person or organization without the written consent of your patient, legal guardian, parent, or his/her authorized representative unless:

- your patient is unable to give written consent, or
- state or federal law requires disclosure.

Encounter Data Reporting

Standard procedure requires you to collect and report encounter data, which is specific patient information that serves the purposes stated below:

- Supports the role of optometrists as healthcare providers.
- Meets reporting guidelines required by regulatory agencies.
- Documents the efficiency, quality, and cost effectiveness of care provided.
- Demonstrates the value of vision care in treating and managing diseases, as well as maintaining overall good health.

Eye Health Management Program Data Requirement

The VSP Eye Health Management Program focuses on early detection and aids in the treatment and coordination of care for eye and related health conditions. It integrates data collected through VSP providers with the healthcare system in a HIPAA-compliant manner.

Doctors are required to report Eye Health Management patient conditions through eClaim on **eyefinity.com**, practice management software, or paper claims. Eye Health Management reporting is monitored as part of the Quality Assurance (QA) Program and results are provided in the QA Review Summary.

When you report patient conditions, VSP can demonstrate to clients, health plans, and disease management companies the full scope of services that you provide, and reinforce the role of vision care as a key component of a wellness program. VSP also helps health plans to increase their quality ratings by demonstrating that members with diabetes are receiving annual dilated retinal exams. VSP also uses this information to direct patients with diabetes back to your office annually for their dilated eye exam.

The Patient Record Report also includes Eye Health Management information and links to patient education fliers for patients with diabetes, hypertension, or high cholesterol. Use this information to educate your patients and demonstrate that your role in their care may include more than an annual eye exam.

REIMBURSEMENT OPPORTUNITY

By reporting chronic health conditions to VSP, we'll reimburse* you for the additional education and services you provide to patients.

For each patient identified, you can earn:

- \$5 for reporting diabetes and/or diabetic retinopathy.
- \$2 for reporting hypertension and/or high cholesterol.

Note: Payment won't exceed \$5 and isn't cumulative. If a \$5 condition and a \$2 condition are checked, then \$5 is paid. If two \$2 conditions are checked, \$2 is paid. The patient's medical record must include the applicable condition that is submitted on a claim.

*Additional reimbursement only applies to VSP Signature Plan® and VSP Choice Plan® claims billed with one of the following exam codes: 92002, 92004, 92012, 92014, S0620, or S0621.

Patient condition reporting just got easier. Follow these three simple steps.

- Before seeing the patient, print the Patient Record Report or place an Eye Health Management sticky note on each patient file. You can order free sticky notes to help you track and report patient conditions through the **Supply Request Form** on **VSPOnline** at **eyefinity.com**
- During the exam, check the appropriate patient condition box(es) on the Patient Record Report or an Eye Health Management sticky note.
- When submitting a claim, check the appropriate box(es) or enter diagnosis codes, using the information on the Patient Record Report or an Eye Health Management sticky note.

Note: The Patient Record Report now includes an Eye Health Management section, making it even easier to collect and report patient conditions.

CHECK THE APPROPRIATE BOXES IN ECLAIM.

Patient Conditions

Check the patient's conditions (diabetes, diabetic retinopathy, hypertension, high cholesterol) using the check boxes on eClaim or diagnosis codes. Report glaucoma, age-related macular degeneration, and other conditions using diagnosis codes.

Quick tip: if you enter an equivalent diagnosis code, eClaim will check the box for you.

For all practice management systems, including OfficeMate®/ExamWRITER, you can report patient conditions using one or more of the applicable diagnosis codes.

Dilation

Choose Yes or No in the drop-down menu in eClaim when asked if dilation was performed. If dilation is not performed for a patient with diabetes, be sure to document the clinical rationale in the patient's medical record.

Primary Care Physician (PCP) Communication

Choose Yes or No in the drop-down menu when asked if the PCP Communication was completed. If you did not communicate with the PCP for a patient with diabetes, be sure to document the reason in the patient's medical record.

For more information on Eye Health Management visit **VSPOnline** at eyefinity.com, go to Programs, and click Eye Health Management Program.

Submitting a Claim Electronically

GLASSES

- Complete the Invoice Services page first to provide the material order details.
- Select a VSP contract lab.
- Click on Calculate HCPCS & Continue.
- Enter refractive error reason(s), then any additional diagnosis codes for any other medical conditions.
- Select the appropriate patient condition checkbox(es).
- Complete the Diagnosis & Services page by entering your U&C fees next to the correct CPT/HCPCS code.

CONTACT LENSES

- Select the type of contacts dispensed.
- Select the contact lens reason (see Contact Lens Plans in the "Plans & Coverages" section of this manual).
- If contact lens exam services (fitting and evaluation) were performed, include this in the correct drop-down box.
- Indicate the contact lens manufacturer

- Specify the contact lens brand
- Enter the number of boxes
- Specify the Modality
- Click on Calculate HCPCS
- Enter refractive error reason(s), then enter any additional diagnosis codes for other medical conditions.
- Select the appropriate patient condition checkbox(es).
- Complete the Diagnosis & Services page by entering your U&C fees next to the correct CPT/HCPCS code.

FLEXIBLE SPENDING ACCOUNT (FSA)

Some of our clients have asked us to collect and report patients' total FSA eligible out-of-pocket expenses to their flexible spending account vendors. For these patients, the Patient Record Report will indicate, "This patient may participate in a Flexible Spending Account (FSA) program."

You'll also notice a field titled FSA on eClaim to collect the patient's total FSA out-of-pocket expenses. This amount includes both the VSP out-of-pocket charges you calculated in Box 29 and any eligible charges for non-covered items you do not include on the VSP claim (like second pairs and contact lens solution). Report the total for the FSA after the secondary COB payment has been deducted from the patient's primary out-of-pocket charges.

Here's a list of common FSA eligible expenses, which is subject to change based on IRS regulations:

- Copays
- Lens enhancements
- Frame overages
- Contact lens overages
- Contact lens solution
- Additional prescription glasses not covered by the benefit
- Prescription sunglasses not covered by the benefit
- Plano sunglasses not covered by the benefit (if deemed medically necessary by the doctor)

Here's an example to help you calculate what should be entered in the FSA box for a patient who uses VSP benefits for glasses and pays for contact lenses, contact lenses services, and solution privately:

VSP copay	\$20
Frame overage (VSP prescription glasses)	\$50
Box 29: Total VSP Patient out-of-pocket expenses	\$70
85% of contact lens exam services (fitting and evaluation) -- private pay	\$100
Contacts (private pay)	\$150
Contact lens solution (private pay)	\$20

Total non-VSP out-of-pocket expenses	\$270
+ Total VSP out-of-pocket expenses (calculated above)	\$70
TOTAL eligible FSA (reported in FSA box)	\$340

Submitting a Claim on Paper

We primarily use two paper claim forms: the CMS-1500 form and the VSP Materials Invoice form. Please refer to the [CMS-1500 Claim Form Quick Reference Card](#) and the [Materials Invoice Quick Reference Card](#) in the Tools & Forms section of this manual for instructions on completing these forms, including where to enter the Authorization Number and/or the Materials Verification number.

USING THE CMS-1500 FORM

Refer to the [CMS-1500 Claim Form Quick Reference Card](#) for detailed instructions. **We will only accept original, red copy CMS-1500 forms. Photocopies or faxed forms will be rejected.**

To expedite processing when submitting CMS-1500 claims, be sure to:

- Check that all patient information is complete and correct.
- Check that Boxes 12 and 13 have correct signatures or indicate a signature is on file.
- Use valid, complete diagnosis codes. Always code to the highest degree of specificity when indicating diagnosis.
- Enter additional diagnosis codes for any other medical conditions your patient may have.
- Enter the correct place of service in Box 24B.
- Include a letter in Box 24E that “points” to the appropriate diagnosis in Box 21.
- Include doctor NPI in Box 24J if multiple doctors are using the tax ID in Box 25.
- Complete Box 32 with the practice’s physical address, not a PO Box.

Mail completed claim forms to:

In-Network Claims	Out-of-Network Claims
VSP	VSP
PO Box 385020	PO Box 385018
Birmingham, AL 35238-5020	Birmingham, AL 35238-5018

CMS PLUS MATERIALS INVOICE (CMS-PLUS)

If a plan requires the use of a contract lab, and you dispense lenses and/or frames to an eligible patient, use a [Materials Invoice Form with the CMS-1500 Claim Form](#). If you don’t use a contract lab, or if you provide only an exam or dispense contact lenses, submit only the CMS-1500 Form.

If you need to submit a Materials Invoice Form with the CMS-1500 Form:

4. Complete both forms.
5. Attach the two completed forms.
6. Send both claim forms to the lab. (The lab will forward the claim to VSP for payment after the glasses have been made)

CONTRACT LAB ORDERS

The lab will fill orders that contain lenses and frames, and forward the claims to us for payment.

If the lab contacts you about a missing or incomplete CMS-1500 Claim Form, submit a completed form to the lab as soon as possible. If a completed form isn't received within 10 working days of initial notification, the lab can't fill your order and will return the Materials Invoice Form to you.

It's your responsibility to check patient eligibility for materials and to correctly complete the forms. If a material claim is denied payment, any materials you order will be billed to you, and you'll be responsible for paying the lab.

In most cases, we process claims that are received within 180 days following the date of service.

Remember: when lenses and frames are ordered, we don't get the claim until the lab completes the order and submits the claim to us.

MATERIALS CODES ON CMS-1500 FORM

It's important that you list any materials sold (lenses, frames, and lens enhancements), with the appropriate V code, on the CMS-1500 Claim Form as we'll reimburse you only for services listed on the CMS-1500 Form. The information provided on the Materials Invoice Form is only for lab use. The following are samples of Comment Codes and the appropriate forms and actions:

CMS-1500 Form Comment Codes and Claim Filing Actions

Comment Code	Billed Service(s)	Type of Form(s)	Submit to
L064	Exam	CMS	VSP
L064	Exam and CL	CMS	VSP
L071	Any Service	CMS	VSP
L083	Exam w/ Lenses and/or Frame	CMS + Materials Invoice	Contract lab

Submitting a Claim for Locum Tenens or Fill-in Providers

If you're away for up to 60 days in a calendar year and use a [Locum Tenens](#) or fill in provider, you can submit a claim using eClaim or paper:

Submit the claim under your NPI and Tax ID number

Include the [Locum Tenens](#) or fill in provider's NPI or SSN in box 19 "Reserved for Local Use" and a modifier for each line – use modifier Q5

CLAIM APPEALS

To dispute/appeal a claim based on an individual claim denial, a bundle of claims denial or dissatisfaction with a claim payment, you may appeal by filing a claim dispute or appeal. See Appeal Process below.

For other disputes, including disputes related to Network Doctor Adverse Actions and actions as a result of an audit conducted pursuant to VSP's Fraud, Waste and Abuse Policy, please see [VSP's Dispute Resolution Policy](#) under the **Policies** section of this manual. The Fraud, Waste and Abuse Policy can be found under this same section.

To check the status of a claim, call VSP at **800.615.1883** or access eyefinity.com.

For claim corrections, such as a diagnosis code, billed amount or service code, call VSP at **800.615.1883** or complete the claim correction form on eyefinity.com.

Your Responsibility

VSP considers you to be authorized to act on behalf of your patient in pursuing appeals of denied claims. It's your responsibility to:

- Inform patients of their right to appeal a claim denial.
- Explain the appeal process to your patients.
- Get your patients' approval to act as their authorized representative in the appeal process. If your patients don't agree to you representing them in the appeal process, please direct them to contact VSP Member Services at **800.877.7195**.

Appeal Process

This Appeal process is for disputes/appeals related to individual claim denials, a bundle of claims denial or your dissatisfaction with a claim payment. All other disputes shall be submitted pursuant to VSP's Dispute Resolution Policy cited above.

All Appeals under this section can be submitted online, by mail, or by phone. Incomplete appeals will be returned.

A sample [Provider Dispute Resolution Request](#) form is provided in the Tools & Forms section of this manual. If you prefer to submit a written appeal without using the form, please include the following information with your written appeal:

- Your name and Payment Arrangement ID number
- Your contact information
- Original claim number (listed on the Explanation of Payment)
- Supporting documentation

You can appeal multiple "like" denials (i.e., numerous claims denied for untimely filing) at the same time by using the [Multiple Provider Dispute Resolution Form](#) with the [Provider Dispute Resolution Request](#).

For most states and plans, appeals must be submitted to us within 180 calendar days from the date of the Explanation of Payment. See state and plan exceptions for specific timeframes and rules.

- **Online:** Complete the [Provider Dispute Resolution Request Form](#) available in the **Forms Library** under **Administration** on **VSPOnline** on **eyefinity.com**.
- **Mail:** Send appeals to: VSP Claim Appeals, PO Box 2350, Rancho Cordova, CA 95741-2350.
- **Phone:** Call VSP at **800.615.1883**

We'll review your appeal and send a written response within 30 calendar days for most states and plans. Should the initial denial be upheld, you have the right to pursue a second-level appeal. Second-level appeals must be received within **60 calendar days** from the date of the letter stating that the appeal has been denied. Follow the same process listed above to submit second-level appeals.

ARIZONA

Arizona Medicaid has unique requirements. For more information, see [Submitting Claims/Billing, Reimbursement, & Appeals](#) section in the **Arizona Medicaid Manual**.

CALIFORNIA

Appeals unrelated to Notices of Adverse Action and actions as a result of an audit conducted pursuant to VSP's Fraud and Abuse Policy (See above under "Claim Appeals") must be submitted to us within 365 calendar days from the date of the denial. We'll review your appeal and send a written response within 45 working days.

NEW JERSEY

Appeals submitted from providers in New Jersey must be received within 90 calendar days of original receipt of claim denial. We'll review your appeal and send a written response within 10 business days from the date of receipt of all information needed to process the appeal.

Our internal second-level appeal is optional for New Jersey doctors. Following state law, New Jersey doctors have the right to use an external second-level appeal after participating in our first-level appeal process.

If you choose this option, we'll share the cost of the arbitration equally. To initiate this process, submit the appeal in writing to an independent arbitrator listed with the American Arbitration Association and send a copy to us at: VSP Claim Appeals, PO Box 2350, Rancho Cordova, CA 95741-2350.

Here is additional contact information if you need additional information:

American Arbitration Association

Customer Service: **800.778.7879, 212.484.4181**

Web site: adr.org

NJ E-mail: casefiling@adr.org

Employee Retirement Income Security Act (ERISA) Patient Rights

ERISA is a federal law that sets minimum standards for most voluntarily established pension and health plans in private industry to provide protection for people covered under these plans. If your patient's employer pays for all or part of the patient's benefits, the patient has additional appeal rights mandated by ERISA.

Under this law, patients can get copies of all documents, records, and other information relevant to their appeal free of charge.

Once all mandatory appeals have been completed, ERISA patients may have other voluntary alternative dispute resolution options, such as mediation. Your patients may refer to their Evidence of Coverage (EOC) or Standard Plan Description (SPD), contact their local U.S.

Department of Labor Office or their State Insurance regulatory agency to find out what's available.

ERISA patients have the right to contest the decision of the appeal process. Under ERISA Section 502(a)(1)(B), patients have the right to bring civil actions. This right can be exercised when all required reviews of their claims (including the appeal process) have been completed, the claim wasn't approved (in whole or in part), and a patient disagrees with the outcome.

Vision Benefit Statement

Some clients require VSP to provide their members with a Vision Benefit Statement (VBS) instead of the current VSP Savings Statement. The VBS provides patients with a summary of the amount they have been charged for the services received and will also provide any denial procedures directly to the patient. If a client requires VSP to provide a VBS, the Patient Record Report will state: Patient will receive Vision Benefit Statement (VBS) directly from VSP; a VSP Savings Statement will not be available.

View a sample of the [Vision Benefit Statement](#).

COORDINATION OF BENEFITS

Some patients have vision coverage from more than one benefits plan, either multiple VSP plans or a VSP plan and a medical plan. In these situations, coordinating benefits will help your patients maximize their coverage and lower costs. This section includes guidelines for coordinating benefits for your VSP patients. Every practice and patient is unique, and these guidelines are intended to provide best practices to help realize the full value of your patient's coverage. You can also find guidelines for supplemental plans under that plan's information in **Plans and Coverages section**.

Please discuss billing options, including coordination of benefits (COB), with your VSP patient to identify ways to maximize value for them and create additional revenue opportunities for your practice.

If your patient requests COB, the following guidelines apply when your patient's coverage is with two VSP plans or when a non-VSP plan is primary and a VSP plan is secondary.

If your patient's VSP plan is primary and any other insurance plan is secondary, call VSP at **800.615.1883** to request a letter detailing your patient's out-of-pocket expenses that can be shared with the secondary insurer.

DETERMINING AND APPLYING BENEFITS

There are several common COB situations, including VSP primary to another carrier, multiple VSP plans, health plan or Medicare with VSP coverage, routine versus medical services, and VSP secondary to another vision carrier. This section includes guidelines for coordinating benefits for your VSP patients.

Administering Coordination of Benefits

Use the following to assist your patient in maximizing the eyecare benefits (vision or medical).

1. Based on your professional judgment, determine if the service is routine or medical.
2. Determine the primary and secondary plans.
3. Verify eligibility and available services under each plan.
4. Determine patient responsibility, based on primary insurance.
5. Submit the primary and secondary claims, following the appropriate Submitting Claim instructions.
6. Apply total COB secondary allowance, less any secondary copays, to patient's total primary out-of-pocket expense. Patient pays remaining balance, but not more than the allowed amount.

Determining Primary and Secondary Plans

Review the scenarios below to help determine your patient's primary and secondary plans, if your patient is covered under multiple plans and isn't a dependent child. If none of the scenarios fit, the plan that's covered your patient longest is primary.

Patient has	and	then
VSP coverage	the spouse has non-VSP coverage	the patient's VSP plan is primary.
VSP coverage	the spouse has VSP coverage	the patient's VSP plan is primary.
non-VSP coverage	the spouse has VSP coverage	the patient's non-VSP plan is primary. The spouse's VSP plan is secondary.
VSP and non-VSP coverage	none of the Coordination of Benefits Rules listed below apply	the plan covering your patient longest is primary.*
Medicaid coverage through VSP	has other coverage (through a health plan or Medicare)	Medicare or the other coverage is primary. The VSP Medicaid plan is secondary
one or more VSP plans	is not eligible for Medicare	the plan covering your patient longest is primary.*
VSP coverage as an active employee	VSP coverage as a retiree under another VSP plan	the active employee VSP plan is primary. The VSP retiree plan is secondary.

COBRA coverage (a continuation plan)	is active with another plan as an employee or dependent	the active employee or dependent VSP plan is primary. The COBRA VSP plan is secondary.
VSP coverage as a retiree	is active under a COBRA plan	the COBRA plan is primary. The retiree plan is secondary.
VSP coverage as a dependent of a retired employee	is an active employee in another VSP plan	the plan covering the patient as an active employee is primary. The VSP plan covering the patient as a dependent is secondary.
VSP or non-VSP coverage through self or spouse	is covered under parents' plan	patient's or spouse's plan is primary. Parents' plan is secondary.

Use the following chart if your patient is a dependent child with VSP coverage as primary and secondary.

Patient is	and	then
dependent child	the parents are NOT separated or divorced	The plan of the parent whose birthday is first in the year is primary.* If both parents have the same birthday, the plan that's covered a parent longer is primary.* If the other plan doesn't have a birthday rule, the gender rule applies (the father's plan is primary).
dependent child	the parents ARE separated or divorced with NO court decree	the custodial parent's plan is primary.* The plan of the custodial parent's spouse (if any) is secondary. Followed by the plan of the non-custodial parent, and then the plan of the non-custodial parent's spouse.
dependent child	the parents ARE separated or divorced WITH a court decree	the plan decreed by the court as primary is primary.* If the decree states both parents have joint custody without stating who's responsible for healthcare expenses, follow the birthday rule.

*Important! Obtain the length of coverage or custody information from your patient or member. Parental custody information may apply when determining coverage for a child.

Applying Benefits

VSP PRIMARY TO ANOTHER CARRIER

When a VSP plan is primary, apply benefits as you would in the absence of any other plan. If needed, call VSP at **800.615.1883** to request a letter detailing your patient's out-of-pocket expenses that can be shared with the secondary insurer.

QUICK TIP: If your patient isn't eligible for a service under the primary plan, the secondary plan may be used as primary for that service.

MULTIPLE VSP PLANS FOR ROUTINE SERVICES:

1. **Determine** the primary and secondary plans.
2. **Review** [Coordination of Benefits between Multiple VSP Plans](#) to verify VSP plans can coordinate.
3. **Verify** eligibility and if any services are exhausted under either plan.

Quick Tip: If your patient isn't eligible for a service under the primary plan, the secondary plan may be used as primary for that service.

4. **Determine** the patient's out-of-pocket expenses from the primary plan.
5. Refer to the [Secondary Allowances schedule](#) to determine the COB amount for each service payable under the primary plan that is also available under the secondary plan.

QUICK TIP: Be sure to review COB rules on primary and secondary authorizations prior to calculating COB secondary allowance.

6. Deduct total available COB secondary allowance from patient's total primary out-of-pocket expense. Patient pays remaining balance.

QUICK TIP: You can also access the COB Calculator on VSPOnline to help determine the amounts a patient can coordinate for routine services when VSP is secondary.

7. Bill VSP using the primary plan authorization number and reference the secondary plan's authorization. See [Submitting COB Claims](#) for detailed instructions.

WHEN A VSP PLAN IS SECONDARY, FOLLOW THESE STEPS:

1. Verify eligibility and if any services are exhausted under either plan

Quick Tip: If your patient isn't eligible for a service under the primary plan, the secondary plan may be used as primary for that service.

2. Determine whether your patient is eligible for benefits under the secondary plan.
3. Refer to the [Secondary Allowances](#) schedule to determine the COB amount for each service payable under the primary plan that is also available under the secondary plan.
4. Deduct total available COB secondary allowance from patient's total primary out-of-pocket expense. Patient pays remaining balance, but not more than the allowed amount.

QUICK TIP: You can also access the COB Calculator on VSPOnline to help determine the amounts a patient can coordinate for routine services when VSP is secondary.

5. Bill VSP as secondary. See [Submitting COB Claims](#) for detailed instructions.

MEMBERS MAY HAVE COVERAGE UNDER BOTH VSP AND A HEALTH PLAN OR MEDICARE.

Common scenarios:

- If you participate on the patient’s health plan and the exam is medical, bill the health plan or Medicare as primary.
- If the exam is routine, bill VSP as primary unless the patient has routine coverage through their health plan.*
- If the health plan covers the exam only, submit the exam claim to the health plan as primary and the materials claim to VSP as primary.

Quick Tip: Be sure to obtain two separate authorizations – one to submit your exam to coordinate benefits and one to submit the materials to VSP as primary.

Medical plans generally have higher copays than VSP and may have deductibles. They also don’t typically cover a refraction. To save money for your patient, coordinate benefits with VSP to cover the unpaid portion of the exam, if any, including the refraction and other medical services. Plus, you now have options to help maximize your patient’s plan.

- If another insurance carrier is primary to VSP, you can now coordinate both their routine and medical benefits (i.e. medical exam and refraction using a WellVision exam benefit and Primary EyeCare PlanSM) – a medical and refractive diagnosis is required.

Quick Tip: Be sure to include applicable medical diagnosis codes for the eye exam and any medical procedures with a routine diagnosis code for the refraction.

*Patients covered under the Federal Employees Dental and Vision Insurance Program may have routine coverage through their health plan. For more information, check the Federal Government Client Details in the Choice Network Manual.

Common Scenarios: Routine vs. Medical Services

Description	Coverage	Billing
Patient comes in for routine exam and is also seen for a medical eye issue. Provider determines chief complaint is medical. Refraction is performed with medical and routine diagnosis. Member has a WellVision and VSP medical benefit (PEC/DEP Plus) plus coverage through a health plan or Medicare.	Medical and Routine	Bill the health plan or Medicare as primary (if on their panel). <ul style="list-style-type: none"> • Use VSP’s medical plan (PEC/DEP Plus) as the secondary VSP benefit to coordinate benefits for medical exam (and any medical procedures). • AND add the WellVision exam authorization in the COB Secondary Authorization field if a

		routine dx code is billed to pay toward the refraction.
<p>Patient comes in for routine exam and is also seen for a medical eye issue. Provider determines chief complaint is medical. Refraction is performed with medical diagnosis, no routine diagnosis.</p> <p>Member not eligible for WellVision exam. Has both VSP (PEC/DEP Plus) and coverage through a health plan or Medicare.</p>	Medical and Routine	<p>Bill the health plan or Medicare as primary.</p> <ul style="list-style-type: none"> • Use PEC/DEP Plus as secondary benefit for medical exam, refraction will be denied. • Submit claim electronically, keep copy of EOP in patient chart.
<p>Patient comes in for routine exam and is also seen for a medical eye issue. Provider determines chief complaint is medical. Refraction is performed with medical and routine diagnosis.</p> <p>Member has a VSP WellVision exam benefit (no PEC/DEP Plus coverage) and coverage through a health plan or Medicare.</p>	Medical and Routine	<p>Bill the health plan or Medicare as primary.</p> <ul style="list-style-type: none"> • Use WellVision as the secondary VSP benefit to coordinate benefits if routine dx code is billed, including refraction. • Submit claim electronically, keep copy of EOP in patient chart.
<p>Patient comes in for routine exam and is also seen for a medical eye issue. Provider determines chief complaint is medical. Refraction is performed with medical diagnosis, no routine diagnosis.</p> <p>Member not eligible for WellVision exam. Has both VSP (PEC/DEP Plus) and coverage through a health plan or Medicare.</p>	Medical only	<p>Bill the health plan or Medicare as primary.</p> <ul style="list-style-type: none"> • Use PEC/DEP Plus as secondary benefit for medical only exam, refraction will be denied. • Submit claim electronically, keep copy of EOP in patient chart.
<p>Patient comes in for routine exam and a medical condition is identified. Provider performs medical exam. Refraction is performed with medical diagnosis, no routine diagnosis.</p> <p>Member has two VSP plans with routine and medical eyecare plan (PEC/DEP Plus).</p>	Medical only	<p>Determine primary VSP plan.</p> <ul style="list-style-type: none"> • Bill VSP under the primary plan's PEC/DEP Plus claim electronically with the secondary authorization to coordinate benefits. • Use PEC/DEP Plus as the secondary VSP benefit for medical only exam, refraction will be denied.

Coordination of Benefits between Multiple VSP Plans

IMPORTANT: The primary and secondary plans must be under different ID numbers or different clients, unless there are special comment codes, or if COB rule 11 applies.

Interim benefits are not available for coordination under any plan benefit type whether considered primary or secondary.

If another insurance carrier is primary to VSP, you can now coordinate both their routine and medical benefits (i.e. medical exam and refraction using a WellVision exam benefit and Primary EyeCare PlanSM) – a medical and refractive diagnosis is required.

If the primary plan is	Then COB is allowed with the following plans as secondary.															
	Not allowed	Access Indemnity	Advantage	Covered Contacts	Diabetic EyeCare Plus	Exam Only	Exam Plus, Choice Exam Plus, Advantage Exam Plus, and Exam Plus Savings Plan	Exam Plus w/ Allowances, Choice Exam Plus w/ Allowance, and Advantage Exam Plus w/ Allowances	Medicaid	Primary EyeCare	Second Pair	Signature	Choice	LVC Preferred	Low Vision	Vision Therapy
Access	•															
Access Indemnity		•	•	•		•	•	•	•		•	•	•			
Advantage		•	•	•		•	•	•	•		•	•	•			
Covered Contacts		•	•	•							•	•	•			
Elements		•	•	•		•	•	•	•		•	•	•			
Exam Plus, Choice Exam Plus, Advantage Exam Plus, and Exam Plus Savings Plan		•	•			•	•	•	•			•	•			
Exam Plus w/ Allowances, Choice Exam Plus w/ Allowances, and Advantage Exam Plus w/ Allowances		•	•	•		•	•	•	•		•	•	•			
Diabetic EyeCare Plus					•					•						
LVC Preferred														•		
Low Vision															•	•
Medicaid	•								•							
Primary EyeCare					•					•						
Repair and Replace	•															
Safety EyeCare/ProTec Safety	•															
Second Pair		•	•	•	•	•	•	•	•	•	•	•	•			
Signature		•	•	•	•	•	•	•	•	•	•	•	•			
Choice		•	•	•	•	•	•	•	•	•	•	•	•			
CVC	•															
Vision Savings Pass	•															
Vision Therapy															•	•

Note: If your patients have plano coverage available on the primary benefit, they must have plano coverage available on the secondary benefit to coordinate both plans when receiving plano materials.

COB ROUTINE SECONDARY ALLOWANCES

Signature, Choice and Advantage Secondary Allowances

Service	VSP Signature and VSP Choice	Advantage
Eye exam	\$66 less secondary plan copays	\$50 less secondary plan copays
Lenses	\$51 less secondary plan copays	\$36 less secondary plan copays
Frame	\$76 less secondary plan copays	\$58 less secondary plan copays
Maximum for Exam, Lens and Frame	\$193 less secondary plan copays	\$144 less secondary plan copays

Secondary allowances are less secondary plan copays and are cumulative.

Other Secondary Allowances:

- For patients with an Elective Contact Lens Benefit, refer to the Patient Record Report for the contact lens allowance. (Note: A covered-in-full contact lens exam does not have a secondary COB dollar value).
- For patients with allowance plans, refer to the Patient Record Report for the material allowance.
- You can coordinate the secondary exam allowance with the exam, refraction and/or retinal screening out-of-pocket expense from the primary plan.

MEDICAID NETWORK COORDINATION OF BENEFITS SECONDARY ALLOWANCES

Refer to your Medicaid Manual for state-specific Medicaid COB guidelines.

Applying Allowance Examples

VSP to VSP for Exam, Lens and Frame

Here's a VSP Signature Plan example:		
Calculate the patient's out-of-pocket expenses under their primary plan		
Exam copay	\$10	
Lens copay + lens enhancements	+ \$133	
Frame overage:	+ \$122	=\$265
VSP will COB the patient's out-of-pocket expenses up to secondary allowance:		
Maximum for Exam, Lens and Frame secondary allowance:	\$193	
Lens secondary plan copay	- \$20	-\$173
Patient pays remaining balance		= \$92

Health Plan or Medicare, VSP secondary for Exam and Refraction using WellVision Exam benefit

Here's a VSP Choice Plan example:	Exam	Refraction
--	-------------	-------------------

Bill the health plan or Medicare your U&C fee	\$120	\$35
Determine Other Insurance Allowed Amount	\$100	Not covered
Subtract the Other Insurance Paid Amount:	- \$75	\$0
VSP will COB the patient's out-of-pocket expenses up to this amount (Other Insurance Pat Responsibility)t:	= \$25	= \$35
Balance submitted as secondary claim to VSP		\$60
VSP pays up to the secondary allowance \$66, less secondary plan copays		- \$60
Patient pays remaining balance		= \$0
Note: Provider is paid \$135 for exam and refraction (\$75 from health plan/Medicare + \$60 VSP). If the primary plan's allowed amount is lower than U&C, subtract the primary plan's paid amount from allowed amount to determine the patient's responsibility.		

Health Plan or Medicare, VSP secondary using WellVision Exam and Primary EyeCare

Here's a VSP Choice Plan example:	Exam	Refraction	Fundus Photo
Bill the health plan or Medicare your U&C fee	\$120	\$35	\$80
Determine Other Insurance Allowed Amount	\$100	Not Covered	Not Covered
Subtract the Other Insurance Paid Amount:	- \$75	\$0	\$0
VSP will COB the patient's out-of-pocket expenses up to this amount (Other Insurance Pat Responsibility):	= \$25	= \$35	= \$80
Balance submitted as secondary claim to VSP		\$35	\$80
VSP pays up to the secondary allowance \$66, less secondary plan copays		- \$35	PEC Fees*
Patient pays remaining balance		= \$0	= \$0
Note: Provider is paid \$135 for exam and refraction (\$75 from health plan/Medicare + \$60 VSP) plus Primary EyeCare Fee Schedule for medical service(s). If you perform a medical eye exam and services along with a refraction, you may now maximize the patient's VSP coverage to coordinate using BOTH their medical and routine benefit to reduce their out-of-pocket.			
*VSP will pay up the Primary EyeCare fee schedule, less applicable copay. If the service is not covered by the Other Insurance plan, VSP will process service as primary.			

Coordination of Benefits by Network Participation

With the exception of the secondary allowances, the VSP Advantage Plan and VSP Essentials Plan COB guidelines are the same as the VSP Signature Plan and VSP Choice Plan. If you're not participating in the Advantage Network and the member wants to use their secondary plan to coordinate benefits, we'll reimburse the patient based on their non-VSP provider reimbursement schedule (if out-of-network coverage is available).

Patient's primary plan	Patient's secondary plan	Your network participation is	Then
VSP Advantage Plan or VSP Essentials Plan	VSP Signature Plan or VSP Choice Plan	Advantage Network	You'll be reimbursed based on the VSP Signature and Choice

			COB allowances. (See COB Client Exception Rules for exceptions).
VSP Advantage Plan or VSP Essentials Plan	VSP Signature Plan or VSP Choice Plan	Non-Advantage Network	We'll reimburse the patient based on their non-VSP provider reimbursement schedule if out-of-network coverage is available.
VSP Signature Plan or VSP Choice Plan	VSP Advantage Plan or VSP Essentials Plan	Advantage Network	You'll be reimbursed according to the Advantage Secondary Allowances .
VSP Signature Plan or VSP Choice Plan	VSP Advantage Plan or VSP Essentials Plan	Non-Advantage Network	We'll reimburse the patient based on their non-VSP provider reimbursement schedule if out-of-network coverage is available.

COB CLIENT EXCEPTION RULES

There may be a client exception to how you would handle your patient's COB. Before providing services to your patient, please obtain a **Patient Record Report** from **eClaim** on **eyefinity.com**. The Patient Record Report will highlight the rules from the following list that may apply to your patient's coverage and ability to coordinate benefits. Call VSP at **800.615.1883** if you have questions.

- **COB rule 1:** If both members are covered by the same client, COB isn't allowed for either of the members or their children. If the member is covered twice by the same client, COB isn't allowed.
- **COB rule 2:** If both members are covered by the same client, children are covered only under one parent's plan. COB can't be applied and the child may only receive one set of services. This applies both to biological parents and step-parents.
- **COB rule 3:** If both members are covered by the same client, the secondary plan can be used to cover copays only, which will use all service areas.
- **COB rule 4:** This rule applies only when the patient has an insurance carrier other than VSP as primary. If both plans are through VSP, this rule doesn't apply. However, other COB rules may still apply. COB reimbursement is calculated by subtracting what the primary carrier paid from what VSP would have paid as primary.

Here's an example:	
Calculate the amount VSP would pay your practice if VSP was primary:	\$100
Subtract the amount paid by the primary insurance carrier:	- \$75
VSP will COB the patient's out-of-pocket expenses up to this amount:	= \$25

- **COB rule 5:** A married couple, or domestic partners, who are covered by the same client may coordinate benefits, but can't receive two sets of services.
- **COB rule 6:** COB isn't allowed for Computer Vision Care (CVC), Repair, Safety Eyecare, or ProTec Safety benefit types.
- **COB rule 7:** A married couple, or domestic partners, who work for the same client may either use both of their benefit plans separately to receive two sets of services, **OR** COB their secondary benefits to pick up only the primary copays (using all services).
- **COB rule 8:** If a member's dependents have vision coverage through their own employment, coverage through that employment is primary. If dependents have coverage under Medicaid State Children's Healthy Insurance Program (SCHIP), there's no COB.
- **COB rule 9:** COB isn't allowed. Call VSP at 800.615.1883 for client exceptions and specific instructions.
- **COB rule 10:** A child covered under both parents' plans will always use the father's plan as primary.
- **COB rule 11:** Employees and dependents can use their second-pair coverage towards overages from their first-pair coverage.
- **COB rule 12:** If both members are covered by the same client, COB is allowed to cover out-of-pocket expenses only, but the patient can't receive two sets of services.

SUBMITTING COB CLAIMS

When VSP is Primary

Submit the claim as you would in the absence of any other plan.

QUICK TIP: If your patient isn't eligible for a service on the primary plan, the secondary plan may be used as primary for that service

When VSP is Both Primary and Secondary

Submitting the claim electronically:

1. Get authorizations for both primary and secondary benefits.
2. On the primary authorization, enter the services performed, calculate the HCPCS codes and enter your usual and customary fee(s).
3. Mark "No" for question 11d in the Insured section.
4. Enter the secondary authorization number in the **VSP COB Coordination of Benefits Secondary Authorization** field.

QUICK TIP: If there is a tertiary VSP benefit, enter "Tertiary COB auth #####" (additional authorization #) in the Special Instructions box (Box 19).

Submitting the claim on paper:

Write the primary plan's authorization number in Box 23 and write "COB with #####" (secondary authorization #) in Box 19.

If materials are ordered, submit the claim form with a Materials Invoice Form to a contract lab. If no materials are ordered, send the claim directly to VSP at:

In-Network Claims	Out-of-Network Claims
VSP	VSP
PO Box 385020	PO Box 385018
Birmingham, AL 35238-5020	Birmingham, AL 35238-5018

VSP is Secondary to Another Vision Plan

Recognizing the complex nature of COB can be a barrier to adoption, VSP's has simplified the process when Medicare, a health plan or a non-VSP insurance carrier is Primary and VSP is Secondary:

- **Maximize member benefits** – You can now coordinate both their routine and medical benefits (i.e. medical exam and refraction using a WellVision exam benefit and Primary EyeCare PlanSM).
- **Expanded electronic filing capabilities** – You can now submit secondary COB claims electronically, regardless of services provided, with new fields to enter the primary plan's payment (no more paper, just keep a copy of EOP in the patient's chart).

- **Simplified claim submission** – you can now coordinate secondary benefits in a single claim submission when VSP is secondary and tertiary or when using the patient's medical and routine eye care plans (just key the 2nd auth in the COB Secondary Authorization box)

HOW IT WORKS:

If we're the secondary payor, bill us for your patient's out-of-pocket expenses. Examples are copays, coinsurance, deductibles on High Deductible Health Plans or charges for non-covered services by the primary carrier.

If a member has medical benefits under another health plan, that plan is primary and VSP is secondary. If you participate on the patient's health plan, coordinate benefits between the health plan and VSP. In these situations, coordinating benefits will help your patients maximize their coverage. You're responsible for verifying other coverage, as well as billing and collecting from other carriers.

VSP will coordinate the non-covered portion of the services (exam, refraction, materials) with a patient's routine benefits, if the claim includes a routine diagnosis – in addition to a medical diagnosis code, if applicable. We'll only coordinate Primary EyeCareSM and Diabetic Eyecare Plus ProgramSM benefits with services provided for medical eyecare and this requires a medical diagnosis is the first position.

And, if both routine and medical services were submitted to primary carrier with corresponding routine and medical diagnosis codes, you can now coordinate using a patient's VSP routine and medical plans to pay toward patient out-of-pocket expenses. We follow plan policies for reimbursing these charges. However, we don't pay more for approved services than what you would have received if we were the primary carrier.

Tips:

- If you can verify the health plan or Medicare's eligible services and non-covered patient responsibility amount at the time of billing, you can now submit the Secondary Plan exam only claim electronically on the same day. You'll still need to keep a copy of the original claim and Explanation of Payment or Explanation of Benefits in the patient's file.
- If you are unable to verify the patient responsibility, wait until you receive payment from the health plan or Medicare before submitting the Secondary claim to avoid unnecessary claim corrections, as you are responsible for reconciling payments. For Medicare or Medicaid patients, overpayments must be corrected within 60 days.

SUBMITTING THE CLAIM ELECTRONICALLY (NEW ECLAIM):

[Download our step-by-step guide to filling out your claim electronically](#)

1. Provide the same diagnosis and CPT/HCPSC codes to match the claim to insurance carrier.
2. Select Yes (Box 11d) there is another health benefit plan for eyecare. This will open a new section.
 - Leave the field for **Secondary Authorization blank** – unless there is a second VSP plan to COB.

3. Complete the **Other Insured** section as below:
 - Enter the first and last name of the insured person on the patient’s primary insurance plan in box 9
 - Enter “NA” in box 9a
 - Enter the patient’s primary insurance plan name in box 9d
4. Scroll to the Services section to enter the following in the COB fields for each service based on your Explanation of Payment (EOP):
 - In the **Other Ins Allowed** field, enter the maximum amount allowed by the other insurance.
 - In the **Other Ins Paid** field, enter the amount paid by the other insurance.
 - In the **Other Ins Pat Resp** field, enter the remaining balance the patient is responsible to pay

IMPORTANT: If VSP is tertiary, enter the allowed amount from the primary EOP and the combined paid amounts from the primary and secondary carriers, along with the patient’s final out-of-pocket expense.

- In the Denied or Paid \$0.00 Reason drop-down menu, select the reason the primary EOP indicated that the claim was denied or paid \$0.00. If the reason isn’t listed, submit on paper.

Option	Reason for Selecting
Not Covered	Primary EOP indicates that the claim was denied due to the patient not being covered on the date of service or services billed not being covered by the primary insurance.
Deductible	Primary EOP indicates that the service was applied to the deductible and paid \$0.
Max Allowance Met	Primary EOP indicates that the maximum allowance was met and paid \$0.
Bundled Service	Primary EOP indicates that the payment for this service is included in the reimbursement of another service/procedure billed.
Timely Filing	Primary EOP indicates that the claim was denied due to untimely filing.
Capitation	Primary EOP indicates that the claim was denied due to capitation.

5. In the Additional Information section, enter “**Secondary COB claim**” in box 19. Additional Claim Information.
6. If you need a copy of the claim with the COB details, click **Print** in the top navigation bar; it’s not on the CMS Report or Service Report.

Submitting the claim electronically (Legacy eClaim):

You may continue to follow the electronic submission process for exam only claims (limited to exam, refraction and or retinal screening only) when VSP is secondary as outlined in the billing guide. For all other claims (including claims with Medical, PEC or material services), follow paper claim submission process.

[Download our step-by-step guide to filling out your claim electronically](#)

SUBMITTING THE CLAIM ON PAPER

When you receive payment from the primary Vision Plan, submit the following information to us within six months from the issue date of the Explanation of Payment (EOP) or Explanation of Benefits (EOB) of the primary plan (Medicare, Health Plan or Vision Plan):

1. A copy of the EOP indicating patient expenses and/or service denials from the primary carrier. Don't send a summary.
2. A copy of the original CMS-1500 claim form. Enter VSP's authorization number in Box 23.
3. If an additional benefit will be used, enter "Tertiary COB auth #####" (additional authorization #) in Box 19.

COB RESOURCES

The following are resources to help you when coordination of benefits for your patients.

COB Billing Guide – Tips When to Bill electronic vs. Paper

[COB Billing Guide](#)

Electronic Claims Submission Guide

NEW ECLAIM FILING INSTRUCTIONS:

[Download our step-by-step guide to filling out your claim electronically](#)

LEGACY ECLAIM: ELECTRONIC – EXAM (INCLUDING REFRACTION) ON CLAIMS

[Download our step-by-step guide to filling out your claim electronically](#)

Why Medical Cards Are Needed

[Download and print](#) in your office today

Coordination of Benefit (COB) Calculator

The COB Calculator is available to providers in the **Calculators** section on **VSPOnline**.

Available for Signature, Choice, Advantage and MESSA plans.

Be sure to verify who is primary versus secondary before using the calculator.

Since some clients have restrictions, check for COB rules that would over-ride the COB Calculator.

For Exam-only claims, you can select either the Glasses or the Contacts tab.

- Be sure to check for eligible services:
- Verify whether the patient has already used or is using all applicable services under the primary plan to maximize their coverage.
- Verify service availability on the Secondary Plan that the patient will use toward the Primary Plan's out-of-pocket expenses.

STEPS TO USING THE CALCULATOR

1. On the appropriate Tab (Glasses or Contacts), uncheck any services the patient does not want to use or is not eligible.
2. Calculate the patient's out-of-pocket expenses from the primary plan and enter them into the calculator.
3. Select the Secondary Plans Benefit type, enter secondary copays, and select calculate to determine the COB amount.
 - For contact lenses, providers can refer to the patient record report and enter the secondary contact lens allowance, except for MESSA.
 - Uncheck the Exam for Total Plans. This will block the value for the exam, which is only available for Exam And plan.

The screenshot shows a web-based calculator interface for VSP. It is divided into several sections:

- Service to Coordinate:** Includes checkboxes for "Exam" (checked) and "Contact Lens" (checked). A note says "(Uncheck if Total Plan)".
- Primary Plan:** Fields for Exam/Total Copay, Contact Lens Copay, Contact Lens Overage, and Contact Lens Exam Copay.
- Secondary Plan:** Includes a "Benefit Type" dropdown menu and fields for Exam/Total Copay, Contact Lens Copay, and Contact Lens Allowance. A red box highlights the Contact Lens Allowance field with the instruction: "Enter the Contact Lens Allowance except if MESSA is Secondary".
- Buttons:** "Clear Form", "Print", and "Calculate".
- Results Section:** A table with three columns: "Primary Out of Pocket (OOP) Amounts", "Eligible Secondary COB Allowances", and "Amount Payable By Service".

Primary Out of Pocket (OOP) Amounts	Eligible Secondary COB Allowances	Amount Payable By Service
Exam OOP: \$	Exam / Total Allowance: \$	Exam \$
Lens OOP: \$	Lens Allowance: \$	Lens \$
Lens options OOP: \$	Frame Allowance: \$	Frame \$
Frame OOP: \$	Total Secondary Allowance: \$	Patient Pays: \$
Total OOP: \$		

4. The results section will summarize the Primary Plan's out of pocket, the eligible Secondary Allowances (based on the services checked to coordinate) and Payable amounts.

VSP will apply secondary allowances to similar services first. If any allowance remains, VSP will apply the amount to any other eligible services.

FAQs

- How do I determine primary versus secondary?
 - Please refer to the Coordination of Benefits section of the Provider Reference Manual.
- Which services can coordinate?
 - The secondary plan may COB using only those services that were provided under the primary plan, as long as the patient is eligible for those services under the secondary plan. For example, if the patient receives exam and lenses, the secondary plan can only COB the exam and lens services, if eligible.
 - Secondary allowances are cumulative. The value of the secondary plan's eligible services can be applied to all applicable services received on the primary plan.
- How does the calculator know what the secondary allowances are?
 - The calculator has been designed with the secondary allowances for each service checked under "Service to Coordinate" section based on the VSP Secondary plan type.
 - The calculator is not available for Allowance, Medicaid or secondary plans with another carrier.
- How does the calculator know the patient's contact lens allowance for the Secondary plan?
- Since it varies by each group's plan, enter the Secondary Contact Lens Allowance for all plans, except if MESSA is the Secondary Plan (MESSA 1, 2, 3, 3+, Bronze/Silver/Gold or Platinum). Note: Effective 1/1/2021, MESSA Choice plans use the Choice Secondary Plan allowances, less copay.

- Enter the contact lens copay for the Secondary plan, if the client has one. This is not common. Do not include the Secondary plan's copay for a covered contact lens exam.

PLANS AND COVERAGES

VSP SIGNATURE PLAN®

Enrollment/Doctor Participation

All VSP doctors are part of the VSP Network.

Eligibility & Authorization

COPAYS

Copays are indicated on the Patient Record Report when you receive an authorization. There are two types of copays:

- **Exam and Materials:** Separate copays are applied to the exam and to the materials.

Exam and Material copays are collected as the service is provided. For example, if you provide an exam on the patient's first visit, and materials on a subsequent visit, collect the exam copay at the first visit and materials copay(s) at the second visit.

- **Total:** A one-time copay is applied to the first service received.

Total copays are collected in full when the patient's first service is received. If all services are not provided on the first visit, collect the copay on the first visit and do not collect a copay for any subsequent visits during the same benefit period. **Please do not split authorizations when the patient has a total copay unless necessary.** If the authorization was split, please follow these guidelines:

- If the same office uses split authorizations, collect a total copay only on the patient's first service.
- If a patient receives an exam through one doctor and materials through another, the copay would apply to the first service received (typically the exam), and a copay would not apply to the materials.

Note: You may not waive copays.

Exam Coverage

Fully covered comprehensive eye exams are generally available to the patient once every 12 or 24 months, calculated on a service year, calendar year or fiscal year basis. Refer to [Eye Exams](#) for levels of service.

Materials Coverage

Coverage typically includes necessary prescription lenses and a frame up to a client-specified wholesale/retail allowance, or an allowance toward contact lenses. Please review the Patient Record Report for complete coverage details before providing materials.

Patients are also eligible for established benefits on additional services and materials (see [Value-Added Discounts](#), below).

LENSES

- Single vision, bifocal, trifocal, or lenticular lenses in glass or plastic.
- Eye sizes up to and including 60mm.

- Lined multifocal lenses in all segment widths, including occupational lenses. See the [Dispensing & Patient Lens Enhancements](#) section for specific details on occupational lenses.
- Prism and slab off.
- Base curves (regardless of curve).

Note: VSP only covers lenses that meet the minimum prescription criteria. Lenses that do not meet VSP's minimum prescription criteria are considered to be plano lenses. Plano lenses, including plano sunwear, are not considered to be covered materials, unless the patient is eligible for such materials under their plan benefit coverage.

VSP's minimum prescription criteria:

The combined power in any meridian is ± 0.50 diopters or greater in at least one eye or one of the following exceptions occurs:

- Necessary prism of 0.50 diopters or greater in at least one eye
 - Anisometropia is 0.50 diopters or greater
 - Cylinder power is ± 0.50 diopters or greater
-

If the patient chooses a lens enhancement not covered by the plan, charge the patient either the fee shown on the [VSP Signature Plan Lens Enhancements Chart](#) or your U&C fee, whichever is lower. (See [Patient Lens Enhancements Fees Instructions](#) for information on determining your U&C fee for lens enhancements.)

FRAMES

Note: VSP only covers frames when the lenses meet VSP's [minimum prescription criteria](#), unless the patient is eligible for plano lenses under their plan benefit coverage. Most VSP Signature Plan patients who've had laser correction surgery may use their frame benefit for plano sunglasses. Exclusions are noted in the Patient Record Report.

Under most VSP plans, your patient's frame allowance is represented by a combination of the wholesale frame amount and corresponding retail amount for which your patient is covered. Although patients will only be informed of their retail allowance, they're covered for any in-network (or covered) frame less than or equal to their wholesale or retail allowance. You receive your frame dispensing and the wholesale cost up to their wholesale allowance, plus collect any overage according to our frame overage procedures.

Some patients have a covered in full frame allowance. For these plans, you receive your frame dispensing and the wholesale cost.

Most patients will have a minimum extra \$20 on top of their frame allowance when they select Marchon® or Altair® frames. Look for the wholesale and retail allowances for Marchon/Altair and all other frames indicated on the Patient Record Report at authorization. You'll be reimbursed based on the wholesale equivalent of the patient's retail allowance for Marchon and Altair frames.

Your patient can apply the frame allowance to any frame, listed or unlisted, (except for out-of-network frames in which case the patient's out-of-network frame allowance should be applied). If patients choose unlisted frames, use your acquisition cost instead of the *Frames* catalog price when submitting the "wholesale cost" to VSP.

There is no charge to patients for standard frame cases; however, you may charge patients for special orders or for deluxe frame cases.

VSP does not provide a dispensing fee when a patient-supplied frame is used and patients can't be charged any additional fees.

FRAME OVERAGES

Charge the patient according to our frame overage procedures. When the selected frame exceeds both the wholesale and equivalent retail allowance coverage, your patient is responsible for the overages exceeding his or her retail frame allowance at 80% of U&C. Don't charge your patient more than 80% of U&C on frame overage, plus any applicable sales tax.

For more information, refer to the **Providing Frames** section in the VSP Manual.

CONTACT LENSES

Many clients provide coverage for contact lenses in lieu of prescription glasses. To be eligible for contact lens coverage, a patient must usually first be eligible for eyeglasses. Refer to the [Contact Lens Benefits](#) in this section.

LAB

The VSP Signature Plan does not cover fabrication or supply of lenses from your office. Covered lenses dispensed to VSP patients must be fabricated entirely by a participating VSP Lab or VSP contract lab (unless you are providing a Doctor In-Office Lens Enhancements or there is an emergency).

Submitting Claims/Billing & Reimbursement

- You may bill WellVision Exams® using S0620 (routine ophthalmological examination, including refraction, new patient) or S0621 (routine ophthalmological examination, including refraction, established patient). Be sure to complete a comprehensive exam when using these codes, VSP pays at the comprehensive level.
- If you choose to use 920XX codes to bill your WellVision Exams, please remember to bill refraction (92015) separately for accurate reimbursement.
- WellVision® Exams should be billed with the appropriate [refractive error diagnosis code](#). [Reasons for encounters diagnosis codes](#) are also acceptable.
- [Reasons for encounters diagnosis codes](#) are payable for WellVision® Exams only. Reasons for encounters diagnosis codes may not be billed as primary or as the sole diagnosis code for materials.
- Materials must be billed with the appropriate [refractive error diagnosis code](#).
- Enter additional diagnosis codes if other medical conditions exist.
- Bill non-covered materials on a private invoice, even if a VSP contract lab is used. Non-covered lenses may be fabricated at any lab of your choice, including in-office labs.
- When billing progressive lenses remember to bill your U&C fee on two lines, one for the base bifocal lenses and the second for the progressive add-on.
- For Post-Lasik patients only: When billing plano sunglasses for VSP Signature Plan members:

- Bill as frame only (don't include lenses). The patient is responsible for the cost of lab supplied plano lenses and lens enhancements.
- Indicate "frame only" in the box.
- Document your patient's LVC history in their medical file.

Value-Added Benefits

The Value-Added benefits* below are considered a private transaction between you and the patient. The patient is fully responsible for the payment of any additional items.

EXAM SERVICES

Deduct 20% on additional eye exams, including if only a refraction is performed.

MATERIALS

Under the VSP Signature Plan, patients are eligible for additional materials at 70% U&C when they purchase a complete pair of prescription or non-prescription glasses/sunglasses, on the same day as their eye exam from your office. If a patient purchases a complete pair of prescription or non-prescription glasses/sunglasses, within 12 months of the exam, charge 80% of U&C. Includes proprietary lenses and frame, plano sunglasses, and non-prescription ready-made blue light filtering glasses.

For all other plans, charge 80% of U&C for additional materials when complete pairs of prescription, or non-prescription glasses, plano sunglasses, or non-prescription ready-made blue light filtering glasses are dispensed within 12 months of the exam. Includes proprietary lenses and frame, plano sunglasses, and non-prescription ready-made blue light filtering glasses.

Benefits should:

- be based on your total U&C fee,
- be unlimited for 12 months on or following the date of the last covered eye exam,
- be available through a VSP Network Doctor. Use professional judgment when evaluating prescriptions from another provider. You may request an additional exam at 80% of your U&C fee,
- apply to prescription and non-prescription lenses,
- not apply to cleaning products or repairs of prescription lenses or frames.

Note: If eligible for lens only or frame only and a complete pair of glasses is purchased, charge 80% of U&C for the non-covered material.

CONTACT LENS SERVICE BENEFIT

Charge 85% of U&C on all elective, and replacement contact lens services. The benefit:

- is subtracted from your U&C fee for evaluation/fitting services;
- is unlimited for 12 months on or following the date of the covered eye exam;
- is available only through a VSP Network Doctor. Use professional judgment when evaluating prescriptions from another provider. You may request an additional exam at 80% of your U&C fee;
- does not apply to materials, solutions, cleaning products, and service agreements.

RETINAL SCREENING VALUE ADDED FEATURE

- Patients are eligible for routine retinal screening as a value added feature to complement their WellVision Exam® benefit.
- Please see the [Retinal Screening section](#) on the **VSP Manual** for more information.

VSP LASER VISIONCARESM PROGRAM

- The program includes access to either Photorefractive Keratectomy (PRK) or Laser In-Situ Keratomileusis (LASIK) at a reduced cost, up to a maximum fee to the patient of \$1,500 per eye for PRK, \$1,800 per eye for LASIK, and \$2,300 per eye for Custom LASIK with wavefront technology using microkeratome, Custom PRK, or Bladeless LASIK.
- Members receive a complimentary screening as well as preoperative and postoperative services through participating VSP network doctors. Most VSP Signature Plan patients who've had laser correction surgery can use their frame benefit for plano sunglasses.
- If the laser center is offering a temporary price reduction, VSP members will receive 5% off the advertised price if it is less than the usual discount price.
- Please see the **Laser VisionCare Program** section under **Programs** on **VSPOnline** for information on how to participate or for a list of participating facilities.

DIABETIC EYECARE PLUS PROGRAMSM

- The Diabetic Eyecare Plus Program provides medical eye care services for members with diabetic eye disease, glaucoma, or age-related macular degeneration (AMD). Retinal screening is also available to eligible patients who have diabetes but don't show signs of diabetic eye disease.
- Please see the [Diabetic Eyecare Plus ProgramSM](#) section for more information

*VSP does not require providers to provide discounts on non-covered services in states where it's prohibited by law to require it. However, unless you've opted out, you should continue to provide all Value Added Benefits to all VSP members. For more information, including details regarding how to opt out, call VSP at **800.615.1883**.

Refractive Error Diagnosis Codes

H52.01	Hypermetropia, right eye
H52.02	Hypermetropia, left eye
H52.03	Hypermetropia, bilateral
H52.10	Myopia, unspecified eye
H52.11	Myopia, right eye
H52.12	Myopia, left eye
H52.13	Myopia, bilateral
H52.201	Unspecified astigmatism, right eye
H52.202	Unspecified astigmatism, left eye
H52.203	Unspecified astigmatism, bilateral
H52.209	Unspecified astigmatism, unspecified eye
H52.211	Irregular astigmatism, right eye
H52.212	Irregular astigmatism, left eye

H52.213	Irregular astigmatism, bilateral
H52.219	Irregular astigmatism, unspecified eye
H52.221	Regular astigmatism, right eye
H52.222	Regular astigmatism, left eye
H52.223	Regular astigmatism, bilateral
H52.229	Regular astigmatism, unspecified eye
H52.31	Anisometropia
H52.32	Aniseikonia
H52.4	Presbyopia
H52.511	Internal ophthalmoplegia (complete) (total), right eye
H52.512	Internal ophthalmoplegia (complete) (total), left eye
H52.513	Internal ophthalmoplegia (complete) (total), bilateral
H52.519	Internal ophthalmoplegia (complete) (total), unspecified eye
H52.521	Paresis of accommodation, right eye
H52.522	Paresis of accommodation, left eye
H52.523	Paresis of accommodation, bilateral
H52.529	Paresis of accommodation, unspecified eye
H52.531	Spasm of accommodation, right eye
H52.532	Spasm of accommodation, left eye
H52.533	Spasm of accommodation, bilateral
H52.539	Spasm of accommodation, unspecified eye
H52.6	Other disorders of refraction
H52.7	Unspecified disorder of refraction

Reasons for Encounters Diagnosis Codes

Reasons for encounters diagnosis codes are payable for WellVision® Exams only. Reasons for encounters diagnosis codes may not be billed as primary or as the sole diagnosis code for materials.

Z01.00	Encounter for examination of eyes and vision without abnormal findings
Z01.01	Encounter for examination of eyes and vision with abnormal findings
Z01.020	Encounter for examination of eyes and vision following failed vision screening without abnormal findings
Z01.021	Encounter for examination of eyes and vision following failed vision screening with abnormal findings
Z13.5	Encounter for screening for eye and ear disorders
Z46.0	Encounter for fitting and adjustment of spectacles and contact lenses
Z82.1	Family history of blindness and visual loss
Z83.511	Family history of glaucoma
Z83.518	Family history of other specified eye disorder

CONTACT LENS BENEFITS

VSP patients may have the following [contact lens benefits](#):

- **Contact Lens Exam Copay with Materials Allowance:** The routine eye exam is covered separately. Your patient has a not-to-exceed patient copay for a contact lens exam (prescription and fitting of contact lens) and a separate allowance for contact lens materials.
- **Exam And (Combined Contact Lens Allowance):** The routine eye exam is covered separately. Your patient has a combined allowance for a contact lens exam and materials.
- **Total Allowance:** Your patient has a single allowance for the routine eye exam, contact lens exam, and materials.
- **Visually Necessary Contact Lenses:** With an approved diagnosis or condition, your patient is covered for a contact lens exam and an annual supply of visually necessary contact lenses. See [Visually Necessary Contact Lenses](#) in this section for specific benefit coverage criteria.
- **Covered Contact Lenses:** Your patient is covered for a contact lens exam and an annual supply of contact lenses.

Note: For Visually Necessary Contact Lenses and Covered Contact Lenses, VSP will only cover an annual supply of materials based on the manufacturer's replacement schedule. No additional reimbursement for Visually Necessary Contact Lenses and Covered Contact Lenses shall be reimbursed by VSP through additional VSP plans/coverage the patient may have.

You may only coordinate benefits up to the annual supply of contact lens materials if plans permit. See [Coordination of Benefits Between Multiple VSP® Plans](#) in the VSP Manual.

A contact lens exam (prescription and fitting of contact lens) is separate from the WellVision Exam® and should be provided only to patients who wear or want to wear contact lenses and specifically request a contact lens exam. Contact lens insertion and removal training services are not separately reimbursed.

Note: The "initial" contact lens fitting period for all contact lens benefits is 90 days. Additional services outside of the initial fitting period (whether finalizing the fitting, or additional services throughout the year for ongoing management of a patient's condition) should be handled privately between you and the patient.

Eligibility & Authorization

You can find client-specific exceptions in the special comments section of the Patient Record Report.

Copays

Contact Lens Exam Copay with Materials Allowance: Your patient pays an exam copay if you provide WellVision Exam. Patients who request a contact lens exam pay a contact lens

exam copay or 85% of your U&C fees, whichever is less. There is no copay for contact lens materials, which are covered under a separate allowance.

Exam And (Combined Contact Lens Allowance): Patient pays an exam copay if you provide a WellVision Exam. There is no copay for contact lens materials.

Total Allowance: No exam or materials copay is required if materials are purchased on the same date of service. The exam copay may apply if the WellVision Exam is given on a different date of service.

Covered Contact Lenses: Your patient pays the contact lens copay.

Materials and Services Coverage

VSP covers contact lenses that meet the minimum prescription criteria. Contact lenses that do not meet VSP's minimum prescription criteria are considered to be plano lenses.

VSP's minimum prescription criteria:

The combined power in any meridian is ± 0.50 diopters or greater in at least one eye or one of the following exceptions occurs:

- Necessary prism of 0.50 diopters or greater in at least one eye
 - Anisometropia is 0.50 diopters or greater
 - Cylinder power is ± 0.50 diopters or greater
-

EXCLUSIONS

Some materials aren't covered under VSP's contact lens benefits. There are no benefits for professional services or materials connected with the following:

- Corneal refractive therapy, orthokeratology, and contact lenses for myopia management are not covered under Necessary Contacts, Covered Contact Lenses, or the Elements Plan. Patients can use their elective contact lenses allowance towards the cost of corneal refractive therapy, orthokeratology, or myopia management contact lens materials only. The contact lens fitting and evaluation portion of the treatment is a private transaction between you and the patient.
- Replacement of lost or damaged lenses
- Modifications of lenses
- Routine maintenance such as polishing, cleaning, etc.
- Refitting after the initial (90-day) fitting period
- Insurance policies or service agreements
- Plano (non-prescription) lenses or lenses that don't meet our minimum prescription requirement
- Plano lenses to change eye color cosmetically
- Office visits to treat contact lens pathology
- Solutions and other contact lens supplies
- Bandage contact lenses aren't covered under VSP® plans but can be billed under Primary EyeCare for eligible patients. See [VSP Primary EyeCare PlanSM](#) in this section.

Visually Necessary Contact Lenses

An annual supply of contact lenses is covered in full for patients meeting the established conditions below. Those patients must be eligible for materials on the date of service. Coverage is limited and may require special handling to ensure proper reimbursement. Exam

and material (prescription lenses and frame) copays for contact lenses apply unless otherwise specified.

Note: Necessary contact lenses aren't typically covered for patients who have received refractive surgery (e.g., LASIK, PRK, or RK). However, patients with underlying conditions such as ectasia, corneal deformity, scarring or irregularity that require contact lenses to provide functional vision, may be covered for necessary contact lenses, if they meet the approved criteria. Treatment for corneal abrasion is covered under VSP's Primary Eye Care Plan.

Benefit Coverage Criteria for Base Lenses

- Nystagmus – H55.00 through H55.09, H81.10 through H81.23, or H81.41 through H81.49
- Anisometropia greater than or equal to 3.00 diopters difference based on the spectacle prescription.
- High ametropia greater than or equal to ± 10.00 diopters in either eye based on the spectacle prescription.
- Please see [Visually Necessary Contact Lens Specialty Maximums](#) below for a complete listing of covered diagnosis codes.

Note: Irregular astigmatism billed in the primary position as the chief medical complaint does not meet NCL coverage criteria. Irregular astigmatism is a condition caused by other underlying disorders.

Colored contact lenses are a covered benefit for patients with the following conditions:

- Achromatopsia – H53.51
- Albinism – E70.30
- Aniridia – Q13.1
- Polycoria; anisocoria (congenital) – Q13.0
- Pupillary abnormalities – H21.561 through H21.569

To submit necessary contact lens claims through eClaim for any of the conditions above, do the following:

Select Necessary Contact Lens as the Contact Lens Reason. Indicate the appropriate diagnosis code and/or spectacle prescription verifying the condition. For anisometropia and/or high ametropia, enter the spectacle prescription on the lab invoice for verification purposes. Not all conditions can be verified on Eyefinity. See [Submitting Claims](#) for additional instructions.

SCLERAL LENSES (FOR COVERED CONTACTS AND VISUALLY NECESSARY CONTACTS)

Bill scleral lenses using HCPCS V2530 or V2531. Hybrid contact lenses are not scleral lenses and will not be reimbursed as sclerals. Bill hybrid lenses using V2599.

When submitting a claim using V2531, you must provide the following information in Box 19:

- Type of lens – Scleral
- The scleral lens manufacturer or brand

If this information is missing or incomplete, it may result in claim reimbursement at the V2599 rate.

OTHER TYPE OF CONTACT LENSES (FOR COVERED CONTACTS AND VISUALLY NECESSARY CONTACTS)

Use HCPCS code V2599 for other types of contact lenses, such as hybrid lenses.

When submitting a claim using V2599 (contact lens, other type) you must provide the following information in Box 19:

- Type of lens
- The lens manufacture or /brand
- For example, hybrid contact lens, SynergEyes® iD

If the information is missing or incomplete, it will result in claim reimbursement at the V2510 rate.

Note: Bill scleral lenses using HCPCS V2530 or V2531. Hybrid contact lenses are not scleral lenses and will not be reimbursed as scleral.

PIGGYBACK LENSES BENEFIT

Piggyback lenses are a covered benefit for patients meeting one of the conditions above, and who aren't able to tolerate rigid gas permeable contact lenses. This requires the use of soft contact lenses and rigid gas permeable contact lenses, in the manner of a piggyback fitting.

When submitting a claim for piggyback lenses, you must provide the following information in Box 19:

- Piggyback lenses

SPECTACLE LENSES TO WEAR OVER CONTACTS BENEFIT

Contacts with spectacle lenses to wear over contacts are covered benefits for patients with the following conditions:

- Aphakia – H27.00 - H27.03 or Q12.3
- High ametropia—10.00 diopters or greater
- Presbyopia – H52.4
- Pseudophakia – Z96.1
- Accommodative disorder
- Binocular function disorder
- Different prism requirements for distance and near vision

A prescription is required for the lenses. Plano lenses aren't a covered benefit.

When your patient qualifies for spectacle lenses to be worn over contact lenses, request the spectacle lenses claim number at the same time or within 30 days of the contact lens claim submission date. For patients with keratoconus, request a claim number for spectacle lenses to be worn over contact lenses within 12 months of the contact lens claim submission date. Frames are private transaction between you and your patient.

If your patient meets the benefit criteria for visually necessary contact lenses above and also requires spectacle lenses to wear over the contacts, please verify that the above criteria is

met, and call VSP at **800.615.1883** to obtain a claim number. Please have the relevant criteria information available when calling.

SUBMITTING CLAIMS

Request a case number when your patient meets the benefit coverage criteria above, but you can't submit your claim through eClaim at **eyefinity.com**. To get a case number so you can submit your claim through eClaim, complete a **Materials Verification Form**, which must include at least one of the qualifying criteria listed above. Please allow five (5) business days for a response. Put your case number in Box 23.

The following situations **also** require the submittal of a **Materials Verification Form**:

- NCL claims with DOS **over** 6 months
- Physical condition of ears or nose which prohibits the use of eyeglasses
- Physical symptoms associated with paraplegia or quadriplegia (be specific)

Fax the **Materials Verification Form** to us at **916.851.4733**. Or mail them to VSP, PO Box 385020, Birmingham, AL 35238-5020. You can find the form on VSPOnline on **eyefinity.com** or in the Tools and Forms section of this manual.

Reimbursement for Visually Necessary Contact Lenses

An annual supply of contact lenses is covered in full for patients meeting the stated benefit criteria. We'll reimburse you:

- Your assigned fee for the examination
- Allowed amount for the type and quantity of contacts provided (85% of your U&C fee for the contact lens exam plus U&C fee for contact lens materials)

Do not balance bill your patient the difference between VSP's allowed amounts and your U&C fee for materials. Exam and material (spectacle lenses and frame) copays apply unless otherwise specified. Any contact lens fitting fees incurred after the initial 90 day period are considered a private matter between you and the patient.

Note: Fees billed to VSP for all contact lens plan benefits must be consistent with your U&C charges, regardless of the patient's coverage or allowances.

Covered Contacts and Base Visually Necessary Contact Lens Maximums			
HCPCS	Annual Replacement¹	Planned Replacement¹	Daily Replacement¹
V2500*	\$251	—	—
V2501*	\$385	—	—
V2502*	\$491	—	—
V2503*	\$405	—	—
V2510*	\$450	—	—
V2511*	\$650	—	—
V2512*	\$750	—	—

V2513*	\$500	—	—
V2520	\$375	\$525	\$750
V2521	\$525	\$650	\$870
V2522	\$537	\$650	\$1000
V2523	\$475	\$600	\$625
V2530*	\$499	—	—
V2531*	\$987	—	—
V2599**	\$1,150	\$1,500	—
Piggyback	\$1,150	\$1,500	—

¹Annual Replacement is 1-2 units. Planned Replacement is 3-360 units. Daily Replacement is 361+ units.

*These services shouldn't be billed for more than 2 units. If billed with higher unit counts, we'll pay up to the Annual Replacement lens maximum. Refer to billing instructions for scleral lenses above.

**These services shouldn't be billed for more than 360 units. If billed with higher unit counts, we'll pay up to the Planned Replacement lens maximum. Refer to billing instructions for hybrid and proprietary lenses above.

Visually Necessary Specialty Contact Lenses

If billing with CPT code 92072*, 92311*, 92312* or 92313* – or one of these diagnosis codes:

*Codes may not be billed together on the same claim.

Description	ICD-10 Codes:
Absence of iris (Aniridia)	Q13.1
Achromatopsia	H53.51
Adherent leukoma	H17.00 - H17.03
Albinism	E70.30
Aphakia	H27.00 - H27.03
Band keratopathy	H18.421 - H18.429
Breakdown (mechanical) of other ocular prosthetic devices, implants and grafts	T85.318A - T85.318S
Bullous keratopathy	H18.10 - H18.13
Central corneal opacity	H17.10 - H17.13
Coloboma of iris	Q13.0
Congenital aphakia	Q12.3
Congenital corneal opacity	Q13.3
Corneal ectasia	H18.711 - H18.719
Corneal scars and opacities	H17.00 - H17.9, A18.59

Corneal staphyloma	H18.721 - H18.729
Corneal transplant failure	T86.8411 - T86.8419
Corneal transplant rejection	T86.8401 - T86.8409
Corneal transplant status	Z94.7
Corrosion of cornea and conjunctival sac	T26.60XA - T26.62XS
Deep vascularization of cornea	H16.441 - H16.449
Displacement of other ocular prosthetic devices, implants and grafts	T85.328A - T85.328S
Endothelial corneal dystrophy	H18.511 - H18.519
Enophthalmos due to atrophy of orbital tissue	H05.419
Epithelial (juvenile) corneal dystrophy	H18.52
Folds and rupture in Bowman's membrane	H18.311 - H18.319
Graft-versus-host disease	D89.813
Granular corneal dystrophy	H18.53
Keratoconus, stable	H18.611 - H18.619
Keratoconus, unspecified	H18.601 - H18.629
Keratoconus, unstable	H18.621 - H18.629
Keratoconjunctivitis sicca, in Sjogren's syndrome	M35.01
Keratomalacia	H18.441 - H18.449
Lattice corneal dystrophy	H18.541 - H18.549
Localized vascularization of cornea	H16.431 - H16.439
Macular corneal dystrophy	H18.551 - H18.559
Minor opacity of cornea	H17.811 - H17.819
Nodular corneal degeneration	H18.451 - H18.459
Ocular laceration and rupture with prolapse or loss of intraocular tissue	S05.20XA - S05.22XS
Ocular laceration without prolapse or loss of intraocular tissue	S05.30XA - S05.32XS
Other calcareous corneal degeneration	H18.43
Other congenital corneal malformations	Q13.4
Other corneal degeneration	H18.49
Other corneal scars and opacities	H17.89
Other hereditary corneal dystrophies	H18.59
Other injuries of eye and orbit	S05.8X1A - S05.8X9S
Other keratitis	H16.8
Other mechanical complication of other ocular prosthetic devices, implants and grafts	T85.398A - T85.398S
Other tuberculosis of eye	A18.59
Penetrating wound with foreign body	S05.50XA - S05.52XS
Peripheral corneal degeneration	H18.461 - H18.469

Peripheral opacity of cornea	H17.821 - H17.829
Pupillary abnormality	H21.561 - H21.569
Recurrent erosion of cornea	H18.831 - H18.839
Unspecified corneal deformity	H18.70
Unspecified corneal degeneration	H18.40
Unspecified corneal membrane change	H18.30
Unspecified corneal scar and opacity	H17.9
Unspecified hereditary corneal dystrophies	H18.501 - H18.509
Unspecified injury of unspecified eye and orbit	S05.90XA - S05.92XS
Vitamin A deficiency with xerophthalmic scars of cornea	E50.6

Note: To substantiate billing for keratoconus, be sure your records include: patient history; K readings; BCVA with refraction; slit lamp examination of the cornea; corneal topography or anterior OCT of the cornea.

Visually Necessary Contact Lens Specialty Maximums			
HCPCS	Annual Replacement¹	Planned Replacement¹	Daily Replacement¹
V2500*	\$451	—	—
V2501*	\$585	—	—
V2502*	\$691	—	—
V2503*	\$605	—	—
V2510*	\$657	—	—
V2511*	\$800	—	—
V2512*	\$900	—	—
V2513*	\$825	—	—
V2520**	\$500	\$650	—
V2521**	\$679	\$804	—
V2522**	\$750	\$863	—
V2523	\$650	\$775	\$800
V2530*	\$700	—	—
V2531*	\$2,300	—	—
V2599**	\$1,300	\$1,650	—
Piggyback	\$1,300	\$1,650	—

¹Annual Replacement is 1-2 units. Planned Replacement is 3-360 units. Daily Replacement is 361+ units.

*These services shouldn't be billed for more than 2 units. If billed with higher unit counts, we'll pay up to the Annual Replacement lens maximum.

**These services shouldn't be billed for more than 360 units. If billed with higher unit counts, we'll pay up to the Planned Replacement lens maximum.

Submitting Claims/Billing & Reimbursement

SUBMITTING THE CLAIM

Important! Global fees are not appropriate. Fees must be itemized and include separate charges for contact lens exam and materials. You must bill for both the contact lens exam and materials, to be reimbursed.

	Contact Lens Exam Copay with Materials Allowance	Exam And (Combined Contact Lens Allowance)	Total Allowance	Covered Contacts or Visually Necessary Contact Lenses
Eye Exam (WellVision Exam)	Use your patient's routine benefit for exam services.		Bill the appropriate CPT code and your U&C fee.	Use your patient's routine benefit for exam services.
Contact Lens Exam Services	Bill the appropriate CPT code and your U&C fee for the contact lens exam provided.		Bill the appropriate CPT code and your U&C fee for the contact lens exam provided. Must be billed with materials.	
Contact Lens Materials	<ul style="list-style-type: none"> Bill the appropriate HCPCS code(s) for the materials provided. Submit your U&C fee and indicate the number of units (contacts) dispensed. To maximize your patient's benefit, dispensing an annual supply of contact lenses at one time is required under the Covered Contact Lenses and the Necessary Contact Lenses benefits. Each contact lens is considered one unit. Bill the total number of units provided based on the type of lenses dispensed: <p>Unit Count, Type of contacts</p> <ul style="list-style-type: none"> 1–2 units, Conventional (non-disposable) contacts 3–52 units, Planned replacement (month/quarter) or 14-day disposables 53–106 units, 7-day disposables 107–361+ units, 1-day disposables <p>To ensure proper payment for piggyback contact lenses, bill all the appropriate HCPCS code(s) for materials provided. For hybrid contacts, bill with the miscellaneous contact lens code.</p>			

REIMBURSEMENT

Important! Determine your U&C fees for a contact lens exam, then add taxes if applicable (see chart below). Bill this amount on the claim. Follow your state tax guidelines.

New Mexico doctors: Determine your total fees for services and materials. Bill this amount on the claim.

	Contact Lens Exam Copay with Materials Allowance	Exam And (Combined Contact Lens Allowance)	
VSP Payment	You'll receive your assigned fee for the eye exam. In addition, we'll pay you 85% of your U&C fees, less the patient copay, for a contact lens exam We will also pay your U&C fees for materials up to your patient's contact lens materials allowance.	You'll receive your assigned fee for the eye exam. In addition, we'll pay 85% of your contact lens exam U&C fee and your U&C fee for materials up to your patient's Exam And contact lens allowance. Contact lens exam only (no materials): VSP will reimburse you up to \$60. Contact lens materials only (contact lens exam services received elsewhere): If your patient is not eligible for services, contact VSP at 800.615.1883 for more information.	
Balance Billing	Your patient is responsible for the contact lens exam copay or 85% of your U&C fees, whichever is less, and the difference between their contact lens materials allowance and U&C fee for materials.	Your patient is responsible for the difference between their allowance and 85% of U&C fee for a contact lens exam fee and 100% of your U&C fee for materials. Contact lens exam only (no materials): Your patient is responsible for your U&C fee for a contact lens exam at 85% of U&C, less the \$60 paid by VSP.	
	Total Allowance	Visually Necessary Contact Lenses	Covered Contact Lenses
VSP Payment	We'll pay your exam and contact lens exam fees at 85% of U&C plus your U&C fees for materials up to the patient's Total contact lens allowance.	You'll receive your assigned fee for the eye exam. In addition, we'll pay your contact lens exam fee at 85% of U&C and your U&C fee for materials up to the maximum allowed for the type of contact lenses provided.	We'll pay your contact lens exam fee at 85% of U&C and your U&C fee for materials up to the maximum allowed for the type of contact lenses provided.
Balance Billing	Your patient is responsible for the	For an annual supply, don't balance	For an annual supply, don't balance bill your patient for the

	<p>difference between their allowance and your discounted fees for the eye exam and contact lens exam plus your U&C fee for materials.</p>	<p>bill your patient for the difference between your U&C fee and our allowable amount.</p>	<p>difference between your U&C fee and our allowable amount.</p>
--	--	--	--

Note: Failure to record your contact lens exams, fittings and follow-ups may result in the denial of payment for services.

Ensure that your medical records accurately support the diagnosis submitted on the claim when billing for Visually Necessary Contact Lenses. By doing so your payment will not be denied if the diagnosis billed is substantiated by the clinical findings documented in the patient's record.

VSP ACCESS PLAN® & VSP ACCESS INDEMNITY PLANSM

VSP's Access Plan is a vision savings program on an eye exam and eyewear through a VSP network provider. The Access Indemnity Plan combines the Access Plan with an indemnity schedule of allowances, established by the client.

VSP Access Plan®

ELIGIBILITY & AUTHORIZATION

Eligibility can be obtained on eyefinity.com or by calling VSP at **800.615.1883**.

EXAM SERVICES

- Patients are eligible for eye exams, including if only a refraction is performed at 80% of U&C.
- Coverage only applies to services and procedures included in a WellVision® Exam. It doesn't apply to additional diagnoses and treatment.

MATERIALS

Charge patients 80% of U&C for frames, lenses, and lens enhancements when a complete pair of prescription glasses or non-prescription sunglasses is dispensed. The benefit:

- Is unlimited for 12 months on or following the date of an eye exam from a VSP doctor.
- Doesn't apply to cleaning products or repairs of prescription lenses or frames.

When dispensing materials, use professional judgment in evaluating prescriptions from another doctor. If necessary, you can request additional routine exams at 80% of U&C

CONTACT LENS SERVICES

Charge patients 85% of U&C for contact lens exam services (F&E) and follow-up services. The benefit:

- Applies to services for prescription contact lenses only.
- Is unlimited for 12 months on or following the date of an eye exam from a VSP Network Doctor.
- Doesn't apply to contact lens materials, solutions, cleaning products or service agreements.

The benefits are considered a private transaction between you and your patient; your patient is responsible for paying for the services or materials.

VSP LASER VISIONCARESM PROGRAM

- The program includes access to either Photorefractive Keratectomy (PRK) or Laser In-Situ Keratomileusis (LASIK) at a reduced cost, up to a maximum fee to the patient of \$1,500 per eye for PRK, \$1,800 per eye for LASIK, and \$2,300 per eye for Custom LASIK with wavefront technology using the microkeratome, Custom PRK, or Bladeless LASIK.
- Members receive a complimentary screening as well as preoperative, and postoperative services through participating VSP doctors.

- If the laser center is offering a temporary price reduction, VSP members will get 5% off the advertised price if that's less than the usual discount price.
- Please see the **Laser VisionCare** section under **Programs** on **VSPOnline** on **eyefinity.com** for information on how to participate or for a list of participating facilities.

VSP Access Indemnity PlanSM

ELIGIBILITY & AUTHORIZATION

Eligibility can be obtained on eyefinity.com or by calling VSP at **800.615.1883**.

Allowances are paid by us only once during each eligibility period.

EXAM COVERAGE

- Patients are eligible for an eye exam and additional eye exams, including if only a refraction is performed at 80% of U&C. However, the allowance schedule applies only once.
- Coverage only applies to services and procedures included in an eye exam. It doesn't apply to additional diagnoses and treatment.
- Deduct 20% from the exam first, then apply the allowance.

MATERIALS COVERAGE

Patients are eligible for prescription lens, lens enhancements **and/or** frame (complete pair not required) at 80% of U&C, plus a group-specific schedule of allowances. The benefit:

- Is unlimited for 12 months on or following the date of the last covered eye exam.
- Doesn't apply to cleaning products or repairs of prescription lenses or frames.
- Deduct 20% from the materials first, then apply the allowance.

When dispensing materials, use professional judgment in evaluating prescriptions from another doctor. If necessary, you can request additional routine exams at 80% of U&C

CONTACT LENSES SERVICES & MATERIALS

Patients are eligible for contact lens exam services (evaluation/fitting services and follow-up services) at 85% U&C. You may charge your U&C fees for contact lens materials. Elective or visually necessary contact lenses are chosen in place of a complete pair of prescription glasses. You may bill the patient for any fees over the allowance and any applicable copay amount. The benefit:

- Applies to services for prescription contact lenses only.
- Is unlimited for 12 months on or following the date of the last covered eye exam, however the allowance schedule applies only once.
- Use professional judgment when evaluating prescriptions from another doctor.
- Doesn't apply to contact lens materials, solutions, cleaning products or service agreements.
- Deduct 15% from contact lens exam services (F&E) charge, then add your U&C fees for contact lens materials and apply the allowance.

When dispensing materials, use professional judgment in evaluating prescriptions from another doctor. If necessary, you can request additional routine exams at 80% of U&C.

LAB

Lab work is handled privately. You may provide lenses through any lab, including in-office labs.

VALUE-ADDED BENEFITS

The value-added benefits below are considered a private transaction between you and your patient; your patient must pay for any additional items:

- Patients are eligible for additional complete pairs of prescription glasses or non-sunglasses and blue light filtering glass, from any VSP doctor within 12 months of the last eye exam at 80% of U&C. The benefit:
 - Is based on your total U&C fee.
 - Is unlimited for 12 months on or following the date of the last covered eye exam.
 - Use professional judgment when evaluating prescriptions from another doctor.
 - You can request an additional routine exam at 80% of U&C.
 - Doesn't apply to cleaning products or repairs of prescription lenses or frames.
- Patients are eligible for contact lens exam services (evaluation/fitting services and follow-up services) at 85% of U&C. The benefit:
 - Is based on your total U&C fee.
 - Applies to services for prescription contact lenses only.
 - Is unlimited for 12 months on or following the date of the last covered eye exam.
 - Use professional judgment when evaluating prescriptions from another doctor.
 - Doesn't apply to solutions, cleaning products or service agreements.

VSP LASER VISIONCARESM PROGRAM

- The program includes access to either Photorefractive Keratectomy (PRK) or Laser In-Situ Keratomileusis (LASIK) at a reduced cost, up to a maximum fee to the patient of \$1,500 per eye for PRK, \$1,800 per eye for LASIK, and \$2,300 per eye for Custom LASIK with wavefront technology using the microkeratome, Custom PRK, or Bladeless LASIK.
- Members receive a complimentary screening as well as preoperative, and postoperative services through participating VSP doctors.
- If the laser center is offering a temporary price reduction, VSP members will get 5% off the advertised price if that's less than the usual discount price.
- Please see the **Laser VisionCare** page under the **Programs** section of **VSPOnline** on **eyefinity.com** for information on how to participate or for a list of participating facilities.

Submitting Claims/Billing & Reimbursement**VSP ACCESS PLAN[®]**

Apply the VSP Access Plan vision savings, as follows: exam at 80% of U&C; glasses at 80% of U&C; contact lens exam at 85% of U&C. Handle the visit as a private pay transaction. Don't submit a claim to VSP. Collect the appropriate fees from the patient.

VSP ACCESS INDEMNITY PLANSM

- Apply the VSP Access Indemnity Plan benefit to your U&C professional fees.

- Subtract your patient's indemnity allowance (found on the **Patient Record Report**) from adjusted U&C fees.
- Bill your patient for the difference between your adjusted U&C fees and the indemnity allowance.
- Bill VSP for services.
- Your patients may use their benefits for prescription glasses (lens and/or frame) or contact lens fitting/materials.
- For your patients with combined allowances, bill all services at the same time so your patients get their full benefits.

Glasses: Bill using eClaim.

- Complete the Invoice Services page and select "Non-VSP lab (Private Invoice)."
- Click on the "Calculate HCPCS and Continue" button.
- Complete the Diagnosis and Services page by entering your full U&C fees next to the appropriate CPT/HCPCS code.

Contact Lenses: Bill using eClaim.

- Choose the type of contacts dispensed.
- Click on the "Calculate HCPCS and Continue" button.
- Complete the Diagnosis and Services page by entering your full U&C fees next to the appropriate CPT/HCPCS code.
- Please see the **Necessary Contact Lens Benefit Criteria section** of your VSP Provider Reference Manual for more information regarding benefit criteria and claim submission.

Following is an example of an exam, prescription lenses and frame provided under the VSP Access Indemnity Plan. The indicated U&C fees and indemnity allowance amounts are examples only.

	Eye Exam	Lenses	Tint	Frame
Your U&C fee is:	\$65	\$45	\$20	\$100
Subtract 20% from your U&C fee:	-\$13	-\$9	-\$4	-\$20
Subtract indemnity allowance:	-\$30	-\$30	-\$0	-\$40
Patient pays:	\$22	\$6	\$16	\$40

VSP INTEGRATED PRIMARY EYECARE PROGRAMSM

The Integrated Primary EyeCare Program lets VSP network doctors work directly with VSP's health plan clients to obtain eligibility, authorizations, and submit claims for medical eyecare. The program is an addition to the VSP medical product portfolio that supports the ability of all VSP network doctors to practice to their full scope of licensure.

Through Integrated Primary EyeCare, enrollees of VSP-contracted health plan clients will gain access to VSP network doctors. At the time a health plan client contracts with VSP to provide this program in your area, you will be provided with specific health plan client information, including the negotiated reimbursement rate.

Enrollment/Doctor Participation

Enrollment will be automatic for each network in which a doctor participates (e.g., VSP, Select, Advantage, Choice, and Medicaid). Integrated Primary EyeCare patients can only be referred to another doctor or refused service, if you're not licensed to perform the service needed.

To render services through this program, VSP network doctors agree to:

- Maintain an active status with VSP.
- Follow each health plan client's policies and procedures relating to the delivery of medical eyecare.
- Be listed in the health plan's provider directory.
- Accept compensation that is based on a percentage of the Medicare or Medicaid fee schedule for your locality and/or state, and which may vary by client. (See **Client Details** pages of the VSP Provider Reference Manual for specific details.)
- See all eligible members of VSP-contracted health plan clients.
- Submit Integrated Primary EyeCare claims to the patient's health plan carrier, not to VSP.
- Accept payment for services under the program from the patient's health plan carrier or its administrative services provider, not VSP.
- Accept payment, less any copays or coinsurance by the VSP-contracted health plan client, as payment in full for services covered under the Integrated Primary EyeCare Program.
- Submit all complaints and grievances regarding Integrated Primary EyeCare patients and claims to the health plan client, and hold VSP harmless from such complaints and grievances.

Eligibility & Authorization

Please refer to **Client Details** for additional information.

Submitting Claims/Billing & Reimbursement

Compensation is based on a percentage of either the Medicare RBRVS allowables for your location or the state Medicaid fee schedule. VSP will negotiate the reimbursement rate with the health plan client on the doctors' behalf. Each client contract requires clients to follow state and federal guidelines when paying doctors.

VSP PRIMARY EYECARE PLANSM

2021 Evaluation and Management CPT® Coding Changes

Effective January 1, 2021, in alignment with Centers for Medicare and Medicaid Services (CMS) and the American Medical Association (AMA) revisions to the Evaluation and Management (E/M) office visit CPT® code descriptors and documentation standards, VSP will implement the following code set revisions:

- Deletion of CPT® code 99201.
- For CPT® codes 99202–99215, Doctors of Optometry are allowed to choose whether their documentation is based on medical decision-making (MDM) or total time on the date of the encounter.

Based on the new total time guidelines 99417 will not be payable by VSP Vision Care.

Additional Resources

[CPT® Evaluation and Management \(E/M\) Code and Guideline Changes](#)

[CPT® Evaluation and Management \(E/M\) Office Revisions Level of Medical Decision Making \(MDM\)](#)

CPT® is a registered trademark of the American Medical Association (AMA)

Primary EyeCare Services During Coronavirus (COVID-19)

In response to COVID-19, VSP Vision Care® has expanded access to medical eye care services through the VSP Primary EyeCare PlanSM for all insured* members and their dependents who are not currently covered with this benefit.

VSP Primary EyeCare Plan services are temporarily available to insured* members through November 30, 2021.

How to Use Temporary Primary EyeCare Services

- If member shows not eligible for Primary EyeCare, call VSP Customer Care at **800.615.1883** to obtain a Primary EyeCare emergency authorization for the patient.
- There is a \$20 copay for exam services, payable to the VSP network doctor at the time of service.
- [Provide remote medical eye exams, when appropriate.](#)
- Submit claims to VSP as you normally would.

*MetLife members and members who are participating in Access and Vision Savings Pass are not eligible.

VSP Primary EyeCare Plan provides supplemental medical eye care coverage. The member's health insurance carrier should be billed as the primary payer when other coverage

exists, and you are a participating provider on the health plan's network. Please refer to [Coordination of Benefits](#) in this section for more information.

The Primary EyeCare Plan covers detection, treatment, and management of ocular and/or systemic conditions that produce ocular or visual symptoms.

Symptoms & Conditions

Examples of conditions that may be covered under the Primary EyeCare Plan include, but aren't limited to:

<ul style="list-style-type: none"> • Age-related macular degeneration (AMD) 	<ul style="list-style-type: none"> • Glaucoma and Cataracts
<ul style="list-style-type: none"> • Conjunctivitis 	<ul style="list-style-type: none"> • Ocular discomfort and pain
<ul style="list-style-type: none"> • Diabetic eye disease 	<ul style="list-style-type: none"> • Ocular surface disease
<ul style="list-style-type: none"> • Episodic or recent field loss 	<ul style="list-style-type: none"> • Recent onset of flashes or floaters

Coverage

COVERED-IN-FULL RETINAL SCREENING

Covered-in-full retinal screening (use CPT code 92250 and modifier 52) is available to patients who have diabetes but don't show signs of diabetic eye disease. There is no copay for the member and VSP will reimburse \$39.00 or your U&C fees, whichever is lower. Retinal screening can be billed on the same day as the WellVision® exam, under the Primary EyeCare authorization. For additional information, refer to [retinal screening](#) in the detailed list of covered services below.

ADDITIONAL SERVICES INCLUDE:

- medical follow-up exams and services to monitor and track disease progression for members with diabetes, diabetic eye disease, and age-related macular degeneration (AMD)
- fundus photography with interpretation and report
- extended ophthalmoscopy
- scanning computerized ophthalmic diagnostic imaging (SCODI) including optical coherence tomography (OCT)
- remote imaging for detection, monitoring, and management of retinal disease
- one additional exam with refraction for changes in vision due to diabetes medication(s)
- exams and services to diagnose and monitor glaucoma and cataracts
- treatment for dry eye, pink eye, eye injury, and foreign body removal
- exams and tests to diagnose sudden vision changes

The [Primary EyeCare Core Benefits List](#) describes all services covered under the Primary EyeCare Plan. Covered services are subject to change at VSP's discretion. Some services are limited to certain conditions/ diagnosis codes and have frequency limitations. The established frequencies should accommodate the required quality care needs of most patients.

Copays

Copays, if required, apply to exams only (92002-92014, 99202-99205, 99211-99215, 99421-99423, 99441-99443). Copays do not apply to additional professional services (e.g., retinal screening). A patient's copay amount should never exceed your VSP payable fee for the service provided.

Eligibility & Authorization

Check the Patient Record Report to confirm Primary EyeCare coverage. Patients don't need a primary care physician's referral before their visit. Patients can make appointments or be seen immediately. Refer ineligible patients back to their medical primary care doctors, unless you participate on their medical plan panel. Patients choosing non-covered services should be informed of any out-of-pocket cost and asked to sign the [Patient Responsibility Statement](#) prior to receiving services. You can find the form under the **Forms** section of the **Administration** menu on **VSPOnline** on **eyefinity.com**.

Submitting Claims

Enter the specific procedure code and related diagnosis code(s), when completing the claim online or manually on the CMS-1500 Claim Form. For full procedure code descriptions, refer to the Current Procedural Terminology (CPT®) maintained by the American Medical Association (AMA).

Reminders:

- Primary EyeCare services must be submitted on a separate authorization from routine vision claims.
- Report only those services appropriate for your licensure and your state's current regulations.
- Code to the highest degree of specificity when indicating diagnosis.
- Bill according to the reason the patient stated for making the appointment (chief complaint). If, during the course of the routine exam, you discover a medical condition, you should still report and bill the visit as routine. You can then follow up with additional services and/or procedures, as appropriate, to treat or monitor the pathology and bill the appropriate medical CPT codes.
- [Standard timely filing guidelines apply.](#)

Note: VSP recognizes but does not currently support Place of Service (POS) code 02 for reporting telehealth services rendered from a distant site except when submitted on paper as a secondary for coordination of benefits. Modifiers GQ or 95 are required to identify telemedicine services, as appropriate.

Reimbursement

Reimbursement for non-Medicaid eye exams will meet your current Signature Plan payable fees. For eligible retinal screening (photos), you'll be reimbursed \$39.00 or your U&C fees, whichever is lower. Approved additional services are reimbursed at 80% of your U&C fee, up to the VSP Primary EyeCare maximum allowables. Reimbursement for approved Medicaid procedures will be the lesser of 80% of your U&C fee or your state's VSP Medicaid fee schedule.

Only one exam or office visit is payable per date of service, including any combination of VSP plans or benefits. Reimbursements aren't available when multiple exams or office visits are submitted for the same dates of service, including the following in any combination:

- Intermediate or comprehensive routine exam
- Ophthalmological exam for medical related eye care
- Evaluation and management office visit
- Exam or evaluation and management service performed via telemedicine

Coordination of Benefits

Coordination of benefits (COB) applies to the payment of medical eye care benefits when a member is covered under two or more benefit plans. If a member has medical benefits under a medical health insurance plan that you're contracted with, that plan is primary and VSP is secondary. In the event VSP is the secondary payer, VSP may be billed for the member's out-of-pocket expenses. Examples are copayments, deductibles, charges for noncovered services, or charges for services not covered in full by the primary carrier. Providers are responsible for verifying coverage, as well as billing the other carrier(s).

See [Coordination of Benefits](#) section for more information about how to coordinate benefits.

Referrals

If your patient needs more treatment than you're licensed for, or if your patient does not have Primary EyeCare coverage and does not agree to pay out of pocket for services, refer the patient to a doctor in the patient's network whose office can provide such services or to the patient's primary care physician.

When making referrals, use the following guidelines and those listed under [Patient Referrals](#) in **Levels of Service** section of **Eye Exams**:

- Follow all referral protocols set by your patient's health plan. Typically, an HMO requires that patient referrals be coordinated by the primary care physician (PCP). However, a PPO allows patients to receive care from any medical provider without a PCP referral.
- Provide your findings, in writing, to the doctor you're referring the patient to.
- Forward your diagnostic findings, treatment plan, and follow-up results to your patient's primary care physician. To help you coordinate care for patients with diabetes, we provide the optional Primary Care Physician Communication Form, available in the **Forms** section of the **Administration** menu on VSPOnline at eyefinity.com and in eClaim. This easy-to-use form is a convenient way to help manage eye health for patients with diabetes and underscores the importance of regular eye exams.

Instructions for the administration of specific-client plans are outlined in **Client Details**. Please check client details before providing services to covered patients.

EXAMS AND OFFICE VISITS

Comprehensive exams are covered once per 12-month period. Additional comprehensive exams are reimbursed at the intermediate level.

Code	Description
92002	Ophthalmological services: medical examination and evaluation with initiation of diagnostic and treatment program; intermediate, new patient
92004	Ophthalmological services: medical examination and evaluation with initiation of diagnostic and treatment program; comprehensive, new patient, 1 or more visits
92012	Ophthalmological services: medical examination and evaluation, with initiation or continuation of diagnostic and treatment program; intermediate, established patient
92014	Ophthalmological services: medical examination and evaluation, with initiation or continuation of diagnostic and treatment program; comprehensive, established patient, 1 or more visits

EVALUATION AND MANAGEMENT SERVICES

Modifier 95 or GQ is used to designate telemedicine for eligible E/M services (99202 - 99215)

Code	Description
99201	99201 has been deleted. To report, use 99202.
99202	Office or other outpatient for the evaluation and management of a new patient, which requires a medically appropriate history and/or examination and straightforward medical decision making. When using time for code selection, 15-29 minutes of total time is spent on the date of the encounter.
99203	Office or other outpatient for the evaluation and management of a new patient, which requires a medically appropriate history and/or examination and low level of medical decision making. When using time for code selection, 30-44 minutes of total time is spent on the date of the encounter.
99204	Office or other outpatient visit for the evaluation and management of a new patient, which requires a medically appropriate history and/or examination and moderate level of medical decision making. When using time for code selection, 45-59 minutes of total time is spent on the date of the encounter.
99205	Office or other outpatient visit for the evaluation and management of a new patient, which requires a medically appropriate history and/or examination and high level of medical decision making. When using time for code selection, 60-74 minutes of total time is spent on the date of the encounter.
99211	Office or other outpatient visit for the evaluation and management of an established patient, that may not require the presence of a physician or other qualified health care professional. Usually, the presenting problem(s) are minimal.
99212	Office or other outpatient visit for the evaluation and management of an established patient, which requires a medically appropriate history and/or examination and straightforward medical decision making. When using time for code selection, 10-19 minutes of total time is spent on the date of the encounter.
99213	Office or other outpatient visit for the evaluation and management of an established patient, which requires a medically appropriate history and/or examination and straightforward medical decision making. When using time for code selection, 20-29 minutes of total time is spent on the date of the encounter.
99214	Office or other outpatient visit for the evaluation and management of an established patient, which requires a medically appropriate history and/or examination and moderate level of medical decision making. When using time for code selection, 30-39 minutes of total time is spent on the date of the encounter.

Code	Description
99215	Office or other outpatient visit for the evaluation and management of an established patient, which requires a medically appropriate history and/or examination and high level of medical decision making. When using time for code selection, 40-54 minutes of total time is spent on the date of the encounter.
99241	Office consultation for a new or established patient, which requires these 3 key components: A problem focused history; A problem focused examination; and Straightforward medical decision making. Counseling and/or coordination of care with other physicians, other qualified health care professionals, or agencies are provided consistent with the nature of the problem(s) and the patient's and/or family's needs. Usually, the presenting problem(s) are self limited or minor. Typically, 15 minutes are spent face-to-face with the patient and/or family.
99242	Office consultation for a new or established patient, which requires these 3 key components: A problem focused history; A problem focused examination; and Straightforward medical decision making. Counseling and/or coordination of care with other physicians, other qualified health care professionals, or agencies are provided consistent with the nature of the problem(s) and the patient's and/or family's needs. Usually, the presenting problem(s) are self limited or minor. Typically, 15 minutes are spent face-to-face with the patient and/or family.
99243	Office consultation for a new or established patient, which requires these 3 key components: A problem focused history; A problem focused examination; and Straightforward medical decision making. Counseling and/or coordination of care with other physicians, other qualified health care professionals, or agencies are provided consistent with the nature of the problem(s) and the patient's and/or family's needs. Usually, the presenting problem(s) are self limited or minor. Typically, 15 minutes are spent face-to-face with the patient and/or family.
99244	Office consultation for a new or established patient, which requires these 3 key components: A comprehensive history; A comprehensive examination; and Medical decision making of moderate complexity. Counseling and/or coordination of care with other physicians, other qualified health care professionals, or agencies are provided consistent with the nature of the problem(s) and the patient's and/or family's needs. Usually, the presenting problem(s) are of moderate to high severity. Typically, 60 minutes are spent face-to-face with the patient and/or family.
99245	Office consultation for a new or established patient, which requires these 3 key components: A comprehensive history; A comprehensive examination; and Medical decision making of high complexity. Counseling and/or coordination of care with other physicians, other qualified health care professionals, or agencies are provided consistent with the nature of the problem(s) and the patient's and/or family's needs. Usually, the presenting problem(s) are of moderate to high severity. Typically, 80 minutes are spent face-to-face with the patient and/or family.

For additional information on billing evaluation and management services, please use the following AMA resource guides:

[CPT® Evaluation and Management \(E/M\) Code and Guideline Changes](#)

[CPT® Evaluation and Management \(E/M\) Office Revisions Level of Medical Decision Making \(MDM\)](#)

SPECIAL OPHTHALMOLOGICAL SERVICES

Code	Description
76510	Ophthalmic ultrasound, diagnostic; B-scan and quantitative A-scan performed during the same patient encounter Provide location modifier RT or LT.
76511	Ophthalmic ultrasound, diagnostic; quantitative A-scan only Provide location modifier RT or LT.
76512	Ophthalmic ultrasound, diagnostic; B-scan (with or without superimposed non-quantitative A-scan) Provide location modifier RT or LT.
76513	Ophthalmic ultrasound, diagnostic; anterior segment ultrasound, immersion (water bath) B-scan or high resolution biomicroscopy, unilateral or bilateral Provide location modifier RT or LT.
76514	Corneal pachymetry Allowable once per lifetime per patient. Allowable twice per lifetime with the following diagnoses: Z98.83 Filtering (vitreous) bleb after glaucoma surgery status Allowable once per 12-month period for the following diagnoses: H18.601- H18.603 Keratoconus, unspecified H18.611- H18.613 Keratoconus, stable
76516	Ophthalmic biometry by ultrasound echography, A-scan
76519	Ophthalmic biometry by ultrasound echography, A-scan, with intraocular lens power calculation Provide location modifier RT or LT.
76529	Ophthalmic ultrasonic foreign body localization Provide location modifier RT or LT.
92020	Gonioscopy (separate procedure) Allowable once per 12-month period when visual necessity is established. Allowable twice per 12-month period for patients with the following diagnoses: E08.311 - E13.3599 Diabetes mellitus with diabetic retinopathy H34.00 - H34.9 Retinal Vascular Occlusion H40.001 - H40.063 Glaucoma Suspect H40.10X0 - H40.1194 Primary open-angle glaucoma H40.20X0 - H40.243 Primary Angle-closure Glaucoma H40.61X0 - H40.63X4 Glaucoma Secondary to Drugs Q15.0 Congenital Glaucoma
92025	Computerized corneal topography with interpretation and report

Code	Description
	<p>Allowable once per 12-month period for the following diagnoses: H11.001 - H11.063 Pterygium H52.211 - H52.213 Irregular astigmatism Q13.4 Congenital anomalies of corneal size and shape</p> <p>Allowable twice per 12-month period for the following diagnoses: H16.001 - H16.053 Corneal ulcer H17.00 - H17.9 Corneal scars and opacities H18.11 - H18.13 Bullous keratopathy H18.20 Unspecified corneal edema H18.221 - H18.223 Other corneal edema H18.40 Corneal degeneration, unspecified H18.451 - H18.453 Nodular degeneration of cornea H18.461 - H18.463 Peripheral degenerations of cornea H18.49 Other corneal degenerations H18.501 - H18.509 Hereditary corneal dystrophies H18.601 - H18.623 Keratoconus H18.70 - H18.793 Other corneal deformities H18.831 - H18.833 Recurrent erosion of cornea T26.11XA - T26.12XS Burn of cornea and conjunctival sac T26.61XA - T26.62XS Corrosion of cornea and conjunctival sac Z94.7 Corneal transplant status</p>
92060	<p>Sensorimotor examination with multiple measurements of ocular deviation (e.g., restrictive or paretic muscle with diplopia) with interpretation and report (separate procedure) As visually necessary.</p>
92071	<p>Fitting of contact lens for treatment of ocular surface disease</p> <p>Allowable diagnosis codes: H16.101 - H16.103 Unspecified superficial keratitis H16.141 - H16.143 Punctate keratitis H16.9 Unspecified keratitis H18.11 - H18.13 Bullous keratopathy H18.511 - H18.519 Endothelial corneal dystrophy H18.541 - H18.549 Lattice corneal dystrophy H18.591 - H18.599 Other hereditary corneal dystrophies H18.831 - H18.833 Recurrent erosion cornea H18.821 - H18.823 Corneal disorder due to contact lens H18.451 - H18.453 Nodular corneal degeneration S05.00XA - S05.02XS Injury of conjunctiva and corneal abrasion without foreign body T15.00XA - T15.02XS Foreign body in cornea T85.318A - T85.318S Breakdown (mechanical) of other ocular prosthetic devices, implants and grafts</p>

Code	Description
	<p>T85.328A - T85.328S Displacement of other ocular prosthetic devices, implants and grafts</p> <p>T85.398A - T85.398S Other mechanical complication of other ocular prosthetic devices, implants and grafts</p> <p>T86.8401 – T86.8409 Corneal transplant rejection</p> <p>T86.8411 – T86.8419 Corneal transplant failure</p> <p>Z94.7 Corneal transplant status</p> <p>Provide location modifier RT or LT.</p>
99070	<p>Supplies are materials (except spectacles). Use for bandage contact lens only. Bill with 92071 only.</p> <p>Provide location modifier RT or LT.</p>
92081-92083	<p>Visual field exam, unilateral or bilateral, with interpretation and report</p> <p>Allowable twice per 12-month period when visual necessity is established.</p> <p>Bill with an appropriate medical diagnosis code.</p>
92100	<p>Serial tonometry with multiple measurements of intraocular pressure over an extended interval of time with interpretation and report, same day. See Special Handling Procedures for more information.</p>
92132	<p>Scanning computerized ophthalmic diagnostic imaging, anterior segment, with interpretation and report, bilateral</p> <p>Allowable up to two times per 12-month period for the following diagnoses:</p> <p>H17.01 - H17.03 Adherent leukoma</p> <p>H17.11 - H17.13 Central corneal opacity</p> <p>H17.811 - H17.813 Minor opacity of cornea</p> <p>H17.821 - H17.823 Peripheral opacity of cornea</p> <p>H17.89 Other corneal scars and opacities</p> <p>H17.9 Unspecified corneal scar and opacity</p> <p>H18.11 - H18.13 Bullous keratopathy</p> <p>H18.20 Unspecified corneal edema</p> <p>H18.211 - H18.213 Corneal edema secondary to contact lens</p> <p>H18.221 - H18.223 Idiopathic corneal edema</p> <p>H18.231 - H18.233 Secondary corneal edema</p> <p>H21.89 Other specified disorders of iris and ciliary body</p> <p>H22 Disorders of iris and ciliary body in diseases classified elsewhere</p> <p>H40.1210 - H40.1294 Low-tension glaucoma</p> <p>H40.1310 - H40.1394 Pigmentary glaucoma</p> <p>H40.1410 - H40.1494 Capsular glaucoma with pseudoexfoliation of lens</p> <p>H40.20X0 - H40.20X4 Unspecified primary angle-closure glaucoma</p> <p>H40.211 - H40.213 Acute angle-closure glaucoma</p>

Code	Description
	<p>H40.2210 - H40.2294 Chronic angle-closure glaucoma H40.231 - H40.233 Intermittent angle-closure glaucoma H40.241 - H40.243 Residual stage of angle-closure glaucoma H40.30X0 - H40.33X4 Glaucoma secondary to eye trauma H40.40X0 - H40.43X4 Glaucoma secondary to eye inflammation H40.50X0 - H40.53X4 Glaucoma secondary to other eye disorders H40.60X0 - H40.63X4 Glaucoma secondary to drugs H40.811 - H40.813 Glaucoma with increased episcleral venous pressure H40.821 - H40.823 Hypersecretion glaucoma H40.831 - H40.833 Aqueous misdirection H40.89 Other specified glaucoma H42 Glaucoma in diseases classified elsewhere</p>
92133	<p>Scanning computerized ophthalmic diagnostic imaging, posterior segment, with interpretation and report, bilateral; optic nerve Allowable once per 12-month period for the following diagnoses:</p> <p>E08.311 Diabetes mellitus due to underlying condition with unspecified diabetic retinopathy with macular edema E08.319 Diabetes mellitus due to underlying condition with unspecified diabetic retinopathy without macular edema E08.3211 – E08.3399 Diabetes mellitus due to underlying condition with diabetic retinopathy E09.3211 – E09.3399 Drug or chemical induced diabetes mellitus with diabetic retinopathy E10.311 Type 1 diabetes mellitus with unspecified diabetic retinopathy with macular edema E10.319 Type 1 diabetes mellitus with unspecified diabetic retinopathy without macular edema E10.3211 - E10.3219 Type 1 diabetes mellitus with mild nonproliferative diabetic retinopathy with macular edema E10.3291 - E10.3299 Type 1 diabetes mellitus with mild nonproliferative diabetic retinopathy without macular edema E10.3311 - E10.3319 Type 1 diabetes mellitus with moderate nonproliferative diabetic retinopathy with macular edema E10.3391 - E10.3399 Type 1 diabetes mellitus with moderate nonproliferative diabetic retinopathy without macular edema E11.311 Type 2 diabetes mellitus with unspecified diabetic retinopathy with macular edema E11.319 Type 2 diabetes mellitus with unspecified diabetic retinopathy without macular edema E11.3211 - E11.3219 Type 2 diabetes mellitus with mild nonproliferative diabetic retinopathy with macular edema E11.3291 - E11.3299 Type 2 diabetes mellitus with mild nonproliferative diabetic retinopathy without macular edema</p>

Code	Description
	E11.3311 - E11.3319 Type 2 diabetes mellitus with moderate nonproliferative diabetic retinopathy with macular edema
	E11.3391 - E11.3399 Type 2 diabetes mellitus with moderate nonproliferative diabetic retinopathy without macular edema
	E13.311 Other specified diabetes mellitus with unspecified diabetic retinopathy with macular edema
	E13.319 Other specified diabetes mellitus with unspecified diabetic retinopathy without macular edema
	E13.3211 - E13.3219 Other specified diabetes mellitus with mild nonproliferative diabetic retinopathy with macular edema
	E13.3291 - E13.3299 Other specified diabetes mellitus with mild nonproliferative diabetic retinopathy without macular edema
	E13.3311 - E13.3319 Other specified diabetes mellitus with moderate nonproliferative diabetic retinopathy with macular edema
	E13.3391 - E13.3399 Other specified diabetes mellitus with moderate nonproliferative diabetic retinopathy without macular edema
	H31.101 - H31.103 Choroidal degeneration
	H31.111 - H31.113 Age-related choroidal atrophy
	H31.121 - H31.123 Diffuse secondary atrophy of choroid
	H33.331 - H33.333 Multiple defects of retina without detachment
	H35.00 Unspecified background retinopathy
	H35.40 - H35.469 Peripheral retinal degeneration
	H35.50 Unspecified hereditary retinal dystrophy
	H35.51 Vitreoretinal dystrophy
	H35.52 Pigmentary retinal dystrophy
	H35.53 Other dystrophies primarily involving the sensory retina
	H35.54 Dystrophies primarily involving the retinal pigment epithelium
	H35.361 - H35.363 Drusen (degenerative) of macula
	H36 Retinal disorders in diseases classified elsewhere
	H46.01 - H46.03 Optic papillitis
	H46.11 - H46.13 Retrobulbar neuritis
	H46.2 Nutritional optic neuropathy
	H46.3 Toxic optic neuropathy
	H46.8 Other optic neuritis
	H46.9 Unspecified optic neuritis
	H47.011 - H47.013 Ischemic optic neuropathy
	H47.021 - H47.023 Hemorrhage in optic nerve sheath
	H47.031 - H47.033 Optic nerve hypoplasia
	H47.091 - H47.093 Other disorders of optic nerve, not elsewhere classified
	H47.10 - H47.13 Papilledema
	H47.141 - H47.143 Foster-Kennedy syndrome
	H47.20 - H47.299 Optic atrophy
	H47.311 - H47.313 Coloboma of optic disc

Code	Description
	<p>H47.321 - H47.323 Drusen of optic disc H47.331 - H47.333 Pseudopapilledema of optic disc H47.391 - H47.393 Other disorders of optic disc H47.41 - H47.49 Disorders of optic chiasm H47.511 - H47.539 Disorders of visual pathways H47.611 - H47.619 Cortical blindness H47.621 - H47.649 Disorders of visual cortex H47.9 Unspecified disorder of visual pathways H53.40 - H53.489 Visual field defects Q15.0 Congenital glaucoma</p>
	<p>Allowable twice per 12-month period for the following diagnoses:</p>
	<p>D31.30 Benign neoplasm of unspecified choroid E08.3411 - E08.3599 Diabetes mellitus due to underlying condition with diabetic retinopathy E09.3411 - E09.3599 Drug or chemical induced diabetes mellitus with diabetic retinopathy E10.3411 - E10.3419 Type 1 diabetes mellitus with severe nonproliferative diabetic retinopathy with macular edema E10.3491 - E10.3499 Type 1 diabetes mellitus with severe nonproliferative diabetic retinopathy without macular edema E10.3511 - E10.3519 Type 1 diabetes mellitus with proliferative diabetic retinopathy with macular edema E10.3521 - E10.3529 Type 1 diabetes mellitus with proliferative diabetic retinopathy with traction retinal detachment involving the macula E10.3531 - E10.3539 Type 1 diabetes mellitus with proliferative diabetic retinopathy with traction retinal detachment not involving the macula E10.3541 - E10.3549 Type 1 diabetes mellitus with proliferative diabetic retinopathy with combined traction retinal detachment and rhegmatogenous retinal detachment E10.3551 - E10.3559 Type 1 diabetes mellitus with stable proliferative diabetic retinopathy E10.3591 - E10.3599 Type 1 diabetes mellitus with proliferative diabetic retinopathy without macular edema E11.3411 - E11.3419 Type 2 diabetes mellitus with severe nonproliferative diabetic retinopathy with macular edema E11.3491 - E11.3499 Type 2 diabetes mellitus with severe nonproliferative diabetic retinopathy without macular edema E11.3511 - E11.3519 Type 2 diabetes mellitus with proliferative diabetic retinopathy with macular edema, unspecified eye E11.3521 - E11.3529 Type 2 diabetes mellitus with proliferative diabetic retinopathy with traction retinal detachment involving the macula E11.3531 - E11.3539 Type 2 diabetes mellitus with proliferative diabetic retinopathy with traction retinal detachment not involving the macula</p>

Code	Description
	E11.3541 - E11.3549 Type 2 diabetes mellitus with proliferative diabetic retinopathy with combined traction retinal detachment and rhegmatogenous retinal detachment
	E11.3551 - E11.3559 Type 2 diabetes mellitus with stable proliferative diabetic retinopathy
	E11.3591 - E11.3599 Type 2 diabetes mellitus with proliferative diabetic retinopathy without macular edema
	E13.3411 - E13.3419 Other specified diabetes mellitus with severe nonproliferative diabetic retinopathy with macular edema
	E13.3491 - E13.3499 Other specified diabetes mellitus with severe nonproliferative diabetic retinopathy without macular edema
	E13.3511 - E13.3519 Other specified diabetes mellitus with proliferative diabetic retinopathy with macular edema
	E13.3521 - E13.3529 Other specified diabetes mellitus with proliferative diabetic retinopathy with traction retinal detachment involving the macula
	E13.3531 - E13.3539 Other specified diabetes mellitus with proliferative diabetic retinopathy with traction retinal detachment not involving the macula
	E13.3541 - E13.3549 Other specified diabetes mellitus with proliferative diabetic retinopathy with combined traction retinal detachment and rhegmatogenous retinal detachment
	E13.3551 - E13.3559 Other specified diabetes mellitus with stable proliferative diabetic retinopathy
	E13.3591 - E13.3599 Other specified diabetes mellitus with proliferative diabetic retinopathy without macular edema
	H33.001 - H33.059 Retinal detachment with retinal break
	H33.101 - H33.103 Unspecified retinoschisis
	H33.111 - H33.113 Cyst of ora serrate
	H33.191 - H33.193 Other retinoschisis and retinal cysts
	H33.21 - H33.23 Serous retinal detachment
	H33.301 - H33.303 Unspecified retinal break
	H33.311 - H33.313 Horseshoe tear of retina without detachment
	H33.321 - H33.323 Round hole
	H33.41 - H33.43 Traction detachment of retina
	H33.8 Other retinal detachments
	H34.00 - H34.9 Retinal vascular occlusion
	H35.011 - H35.079 Background retinopathy and retinal vascular changes
	H35.171 - H35.173 Retrolental fibroplasia
	H35.21 - H35.22 Other non-diabetic proliferative retinopathy
	H35.30 - H35.389 Degeneration of macula and posterior pole
	H35.61 - H35.63 Retinal hemorrhage
	H35.70 - H35.739 Separation of retinal layers
	H35.81 Retinal edema
	H35.82 Retinal ischemia
	H35.89 Other specified retinal disorders

Code	Description
	<p>H35.9 Unspecified retinal disorder H40.001 - H40.9 Glaucoma H42 Glaucoma in diseases classified elsewhere H44.21 - H44.23 Degenerative myopia H44.2A - H44.2A9 Degenerative myopia with choroidal neovascularization H44.2B - H44.2B9 Degenerative myopia with macular hole H44.2C - H44.2C9 Degenerative myopia with retinal detachment H44.2D - H44.2D9 Degenerative myopia with foveoschisis H44.2E - H44.2E9 Degenerative myopia with other maculopathy Q14.2 Congenital malformation of optic disc Q14.3 Congenital malformation of choroid Q14.8 Other congenital malformations of posterior segment of eye Q15.0 Congenital glaucoma S05.10XA - S05.12XS Contusion of eyeball and orbital tissues</p> <p>Cannot be billed with extended ophthalmoscopy (initial or subsequent) or fundus photography.</p>
92134	<p>Scanning computerized ophthalmic diagnostic imaging, posterior segment, with interpretation and report, bilateral; retina Allowable once per 12-month period for the following diagnoses:</p> <p>E08.311 Diabetes mellitus due to underlying condition with unspecified diabetic retinopathy with macular edema E08.319 Diabetes mellitus due to underlying condition with unspecified diabetic retinopathy without macular edema E08.3211 – E08.3399 Diabetes mellitus due to underlying condition with diabetic retinopathy E09.3211 – E09.3399 Drug or chemical induced diabetes mellitus with diabetic retinopathy E10.311 Type 1 diabetes mellitus with unspecified diabetic retinopathy with macular edema E10.319 Type 1 diabetes mellitus with unspecified diabetic retinopathy without macular edema E10.3211 - E10.3219 Type 1 diabetes mellitus with mild nonproliferative diabetic retinopathy with macular edema E10.3291 - E10.3299 Type 1 diabetes mellitus with mild nonproliferative diabetic retinopathy without macular edema E10.3311 - E10.3319 Type 1 diabetes mellitus with moderate nonproliferative diabetic retinopathy with macular edema E10.3391 - E10.3399 Type 1 diabetes mellitus with moderate nonproliferative diabetic retinopathy without macular edema E11.311 Type 2 diabetes mellitus with unspecified diabetic retinopathy with macular edema</p>

Code	Description
	E11.319 Type 2 diabetes mellitus with unspecified diabetic retinopathy without macular edema
	E11.3211 - E11.3219 Type 2 diabetes mellitus with mild nonproliferative diabetic retinopathy with macular edema
	E11.3291 - E11.3299 Type 2 diabetes mellitus with mild nonproliferative diabetic retinopathy without macular edema
	E11.3311 - E11.3319 Type 2 diabetes mellitus with moderate nonproliferative diabetic retinopathy with macular edema
	E11.3391 - E11.3399 Type 2 diabetes mellitus with moderate nonproliferative diabetic retinopathy without macular edema
	E13.311 Other specified diabetes mellitus with unspecified diabetic retinopathy with macular edema
	E13.319 Other specified diabetes mellitus with unspecified diabetic retinopathy without macular edema
	E13.3211 - E13.3219 Other specified diabetes mellitus with mild nonproliferative diabetic retinopathy with macular edema
	E13.3291 - E13.3299 Other specified diabetes mellitus with mild nonproliferative diabetic retinopathy without macular edema
	E13.3311 - E13.3319 Other specified diabetes mellitus with moderate nonproliferative diabetic retinopathy with macular edema
	E13.3391 - E13.3399 Other specified diabetes mellitus with moderate nonproliferative diabetic retinopathy without macular edema
	H31.101 - H31.103 Choroidal degeneration
	H31.111 - H31.113 Age-related choroidal atrophy
	H31.121 - H31.123 Diffuse secondary atrophy of choroid
	H33.331 - H33.333 Multiple defects of retina without detachment
	H35.00 Unspecified background retinopathy
	H35.40 - H35.469 Peripheral retinal degeneration
	H35.50 Unspecified hereditary retinal dystrophy
	H35.51 Vitreoretinal dystrophy
	H35.52 Pigmentary retinal dystrophy
	H35.53 Other dystrophies primarily involving the sensory retina
	H35.54 Dystrophies primarily involving the retinal pigment epithelium
	H35.361 - H35.363 Drusen (degenerative) of macula
	H36 Retinal disorders in diseases classified elsewhere
	H46.01 - H46.03 Optic papillitis
	H46.11 - H46.13 Retrobulbar neuritis
	H46.2 Nutritional optic neuropathy
	H46.3 Toxic optic neuropathy
	H46.8 Other optic neuritis
	H46.9 Unspecified optic neuritis
	H47.011 - H47.013 Ischemic optic neuropathy
	H47.021 - H47.023 Hemorrhage in optic nerve sheath

Code	Description
	<p>H47.031 - H47.033 Optic nerve hypoplasia H47.091 - H47.093 Other disorders of optic nerve, not elsewhere classified H47.10 - H47.13 Papilledema H47.141 - H47.143 Foster-Kennedy syndrome H47.20 - H47.299 Optic atrophy H47.311 - H47.313 Coloboma of optic disc H47.321 - H47.323 Drusen of optic disc H47.331 - H47.333 Pseudopapilledema of optic disc H47.391 - H47.393 Other disorders of optic disc H47.41 - H47.49 Disorders of optic chiasm H47.511 - H47.539 Disorders of visual pathways H47.611 - H47.619 Cortical blindness H47.621 - H47.649 Disorders of visual cortex H47.9 Unspecified disorder of visual pathways H53.40 - H53.489 Visual field defects L93.0 Discoid lupus erythematosus L93.2 Other local lupus erythematosus M05.40 or M05.49 Rheumatoid myopathy with rheumatoid arthritis M05.50 or M05.59 Rheumatoid polyneuropathy with rheumatoid arthritis M05.70 or M05.79 Rheumatoid arthritis with rheumatoid factor M05.80 or M05.89 Other rheumatoid arthritis with rheumatoid factor M05.9 Rheumatoid arthritis with rheumatoid factor, unspecified M06.00 or M06.09 Rheumatoid arthritis without rheumatoid factor M06.80 or M06.89 Other specified rheumatoid arthritis M06.9 Rheumatoid arthritis, unspecified Q15.0 Congenital glaucoma T37.2X1A - T37.2X4S Poisoning by antimalarials and drugs Z09 Encounter for follow-up examination after completed treatment for conditions other than malignant neoplasm Z79.84 Long term (current) use of oral hypoglycemic drugs</p> <p>Allowable twice per 12-month period for the following diagnoses:</p> <p>D31.30 Benign neoplasm of unspecified choroid E08.3411 - E08.3599 Diabetes mellitus due to underlying condition with diabetic retinopathy E09.3411 - E09.3599 Drug or chemical induced diabetes mellitus with diabetic retinopathy E10.3411 - E10.3419 Type 1 diabetes mellitus with severe nonproliferative diabetic retinopathy with macular edema E10.3491 - E10.3499 Type 1 diabetes mellitus with severe nonproliferative diabetic retinopathy without macular edema</p>

Code	Description
	E10.3511 - E10.3519 Type 1 diabetes mellitus with proliferative diabetic retinopathy with macular edema
	E10.3521 - E10.3529 Type 1 diabetes mellitus with proliferative diabetic retinopathy with traction retinal detachment involving the macula
	E10.3531 - E10.3539 Type 1 diabetes mellitus with proliferative diabetic retinopathy with traction retinal detachment not involving the macula
	E10.3541 - E10.3549 Type 1 diabetes mellitus with proliferative diabetic retinopathy with combined traction retinal detachment and rhegmatogenous retinal detachment
	E10.3551 - E10.3559 Type 1 diabetes mellitus with stable proliferative diabetic retinopathy
	E10.3591 - E10.3599 Type 1 diabetes mellitus with proliferative diabetic retinopathy without macular edema
	E11.3411 - E11.3419 Type 2 diabetes mellitus with severe nonproliferative diabetic retinopathy with macular edema
	E11.3491 - E11.3499 Type 2 diabetes mellitus with severe nonproliferative diabetic retinopathy without macular edema
	E11.3511 - E11.3519 Type 2 diabetes mellitus with proliferative diabetic retinopathy with macular edema, unspecified eye
	E11.3521 - E11.3529 Type 2 diabetes mellitus with proliferative diabetic retinopathy with traction retinal detachment involving the macula
	E11.3531 - E11.3539 Type 2 diabetes mellitus with proliferative diabetic retinopathy with traction retinal detachment not involving the macula
	E11.3541 - E11.3549 Type 2 diabetes mellitus with proliferative diabetic retinopathy with combined traction retinal detachment and rhegmatogenous retinal detachment
	E11.3551 - E11.3559 Type 2 diabetes mellitus with stable proliferative diabetic retinopathy
	E11.3591 - E11.3599 Type 2 diabetes mellitus with proliferative diabetic retinopathy without macular edema
	E13.3411 - E13.3419 Other specified diabetes mellitus with severe nonproliferative diabetic retinopathy with macular edema
	E13.3491 - E13.3499 Other specified diabetes mellitus with severe nonproliferative diabetic retinopathy without macular edema
	E13.3511 - E13.3519 Other specified diabetes mellitus with proliferative diabetic retinopathy with macular edema
	E13.3521 - E13.3529 Other specified diabetes mellitus with proliferative diabetic retinopathy with traction retinal detachment involving the macula
	E13.3531 - E13.3539 Other specified diabetes mellitus with proliferative diabetic retinopathy with traction retinal detachment not involving the macula
	E13.3541 - E13.3549 Other specified diabetes mellitus with proliferative diabetic retinopathy with combined traction retinal detachment and rhegmatogenous retinal detachment
	E13.3551 - E13.3559 Other specified diabetes mellitus with stable proliferative diabetic retinopathy
	E13.3591 - E13.3599 Other specified diabetes mellitus with proliferative diabetic retinopathy without macular edema
	H33.001 - H33.059 Retinal detachment with retinal break

Code	Description
	<p>H33.101 - H33.103 Unspecified retinoschisis H33.111 - H33.113 Cyst of ora serrate H33.191 - H33.193 Other retinoschisis and retinal cysts H33.21 - H33.23 Serous retinal detachment H33.301 - H33.303 Unspecified retinal break H33.311 - H33.313 Horseshoe tear of retina without detachment H33.321 - H33.323 Round hole H33.41 - H33.43 Traction detachment of retina H33.8 Other retinal detachments H34.00 - H34.9 Retinal vascular occlusion H35.011 - H35.079 Background retinopathy and retinal vascular changes H35.171 - H35.173 Retrolental fibroplasia H35.21 - H35.23 Other non-diabetic proliferative retinopathy H35.30 - H35.389 Degeneration of macula and posterior pole H35.61 - H35.63 Retinal hemorrhage H35.70 - H35.739 Separation of retinal layers H35.81 Retinal edema H35.82 Retinal ischemia H35.89 Other specified retinal disorders H35.9 Unspecified retinal disorder H40.001 - H40.9 Glaucoma H42 Glaucoma in diseases classified elsewhere H44.21 - H44.23 Degenerative myopia H44.2A - H44.2A9 Degenerative myopia with choroidal neovascularization H44.2B - H44.2B9 Degenerative myopia with macular hole H44.2C - H44.2C9 Degenerative myopia with retinal detachment H44.2D - H44.2D9 Degenerative myopia with foveoschisis H44.2E - H44.2E9 Degenerative myopia with other maculopathy Q14.2 Congenital malformation of optic disc Q14.3 Congenital malformation of choroid Q14.8 Other congenital malformations of posterior segment of eye Q15.0 Congenital glaucoma S05.10XA - S05.12XS Contusion of eyeball and orbital tissues</p> <p>Cannot be billed with extended ophthalmoscopy (initial or subsequent) or fundus photography.</p>
92136	Ophthalmic biometry by partial coherence interferometry with intraocular lens power calculation
92201	Ophthalmoscopy, extended; with retinal drawing and scleral depression of peripheral retinal disease (e.g., for retinal tear, retinal detachment, retinal tumor) with interpretation and report, unilateral or bilateral

Code	Description
92202	<p>Ophthalmoscopy, extended, with drawing of optic nerve or macula (e.g., for glaucoma, macular pathology, tumor) with interpretation and report, unilateral or bilateral</p> <p>Allowable once per 12-month period for the following diagnoses:</p> <p>A39.82 Meningococcal retrobulbar neuritis A51.43 Secondary syphilitic oculoopathy A52.19 Other symptomatic neurosyphilis B39.4 - B39.9 Histoplasmosis B58.01 Toxoplasma chorioretinitis C69.00 - C69.92 Malignant neoplasm of eye and adnexa D09.21 - D09.22 Carcinoma in situ D31.21 - D31.22 Benign neoplasm of retina D31.31 - D31.32 Benign neoplasm of choroid E08.311 - E08.3599 Diabetes mellitus due to underlying condition with diabetic retinopathy E09.311 - E09.3599 Drug or chemical induced diabetes mellitus with diabetic retinopathy E10.311 - E10.3599 Type 1 diabetes mellitus with diabetic retinopathy E10.36 Type 1 diabetes mellitus with diabetic cataract E10.39 Type 1 diabetes mellitus with other diabetic ophthalmic complication E10.65 Type 1 diabetes mellitus with hyperglycemia E11.311 - E11.3599 Type 2 diabetes mellitus with diabetic retinopathy E11.36 Type 2 diabetes mellitus with diabetic cataract E11.39 Type 2 diabetes mellitus with other diabetic ophthalmic complication E11.65 Type 2 diabetes mellitus with hyperglycemia E13.311 - E13.3599 Other specified diabetes mellitus with diabetic retinopathy E13.36 Other specified diabetes mellitus with diabetic cataract E13.39 Other specified diabetes mellitus with other diabetic ophthalmic complication H05.30 - H05.359 Deformity of the orbit H05.401 - H05.429 Enophthalmos H05.50 - H05.53 Retained (old) foreign body following penetrating wound H05.89 Other disorders of orbit H15.811 - H15.9 Other disorders of sclera H16.241 - H16.243 Ophthalmia nodosa H20.00 - H20.9 Iridocyclitis H21.00 - H21.9 Degeneration of iris and ciliary body H21.331 - H21.333 Parasitic cyst of iris, ciliary body or anterior chamber H22 Disorders of iris and ciliary body in diseases classified elsewhere H30.001 - H30.93 Chorioretinal inflammations H31.101 - H31.129 Choroidal degeneration</p>

Code	Description
	H33.001 - H33.8 Retinal detachments and breaks
	H34.00 - H34.9 Retinal vascular occlusion
	H35.00 - H36 Other retinal disorders
	H40.001 - H40.9 Glaucoma
	H42 Glaucoma in diseases classified elsewhere
	H43.00 - H43.9 Disorders of vitreous body
	H44.001 - H44.029 Purulent endophthalmitis
	H44.111 - H44.9 Disorders of the globe
	H46.00 - H46.9 Optic neuritis
	H47.011 - H47.099 Disorders of optic nerve, not elsewhere classified
	H47.10 - H47.149 Papilledema
	H47.20 - H47.299 Optic atrophy
	H47.311 - H47.399 Other disorders of optic disc
	H47.41 - H47.49 Disorders of optic chiasm
	M05.40 Rheumatoid myopathy with rheumatoid arthritis of unspecified site
	M05.49 Rheumatoid myopathy with rheumatoid arthritis of multiple sites
	M05.50 Rheumatoid polyneuropathy with rheumatoid arthritis of unspecified site
	M05.59 Rheumatoid polyneuropathy with rheumatoid arthritis of multiple sites
	M05.70 Rheumatoid arthritis with rheumatoid factor of unspecified site without organ or systems involvement
	M05.79 Rheumatoid arthritis with rheumatoid factor of multiple sites without organ or systems involvement
	M05.80 Other rheumatoid arthritis with rheumatoid factor of unspecified site
	M05.89 Other rheumatoid arthritis with rheumatoid factor of multiple sites
	M05.9 Rheumatoid arthritis with rheumatoid factor, unspecified
	M06.00 Rheumatoid arthritis without rheumatoid factor, unspecified site
	M06.09 Rheumatoid arthritis without rheumatoid factor, multiple sites
	M06.80 Other specified rheumatoid arthritis, unspecified site
	M06.89 Other specified rheumatoid arthritis, multiple sites
	M06.9 Rheumatoid arthritis, unspecified
	M08.00 Unspecified juvenile rheumatoid arthritis of unspecified site
	M08.09 Unspecified juvenile rheumatoid arthritis, multiple sites
	M08.20 Juvenile rheumatoid arthritis with systemic onset, unspecified site
	M08.29 Juvenile rheumatoid arthritis with systemic onset, multiple sites
	M08.3 Juvenile rheumatoid polyarthritis (seronegative)
	M08.40 Pauciarticular juvenile rheumatoid arthritis, unspecified site
	M08.89 Other juvenile arthritis, multiple sites
	M35.2 Behcet's disease
	Q14.0 - Q14.9 Congenital malformation
	Q15.0 Congenital glaucoma
	Q85.00 - Q85.02 Neurofibromatosis
	S05.10XA - S05.12XS Contusion of eye and adnexa

Code	Description
	<p>S05.50XA - S05.52XS Penetrating wound with foreign body S05.60XA - S05.62XS Penetrating wound without foreign body S05.8X1A - S05.92XS Other injuries of eye and orbit</p> <p>Do not report 92201, 92202 in conjunction with 92250 (fundus photography)</p> <p>92225, 92226 have been deleted effective 12/31/2019. To report, see 92201, 92202</p>
92227	<p>Imaging of retina for detection or monitoring of disease; with remote clinical staff review and report, unilateral or bilateral</p> <p>Allowable once per 12-month period.</p> <p>Do not report 92227 in conjunction with 92002-92014, 92133, 92134, 92250, 92228 or with the evaluation and management of the single organ system, the eye, 99202-99350.</p>
92228	<p>Imaging of retina for detection or monitoring of disease; with remote physician or other qualified health care professional interpretation and report, unilateral or bilateral</p> <p>Do not report 92228 in conjunction with 92002-92014, 92133, 92134, 92250, 92227 or with the evaluation and management of the single organ system, the eye, 99202-99350.</p>
92250	<p>Fundus photography with interpretation and report</p> <p>Allowable once per 12-month period.</p> <p>Allowable twice per 12-month period for the following diagnoses:</p> <p>E08.311 - E08.3599 Diabetes mellitus due to underlying condition with diabetic retinopathy E09.311 - E09.3599 Drug or chemical induced diabetes mellitus with diabetic retinopathy E10.311 - E10.3599 Type 1 diabetes mellitus with diabetic retinopathy E11.311 - E11.3599 Type 2 diabetes mellitus with diabetic retinopathy E13.311 - E13.3599 Other specified diabetes mellitus with diabetic retinopathy H30.001 - H30.93 Chorioretinal inflammations H31.001 - H31.9 Other disorders of the choroid H32 Chorioretinal disorders in diseases classified elsewhere H33.001 - H33.8 Retinal detachments and breaks H34.00 - H34.9 Retinal vascular occlusion H35.00 - H36 Other retinal disorders</p> <p>Cannot be billed with extended ophthalmoscopy (initial or subsequent) or scanning computerized ophthalmic diagnostic imaging (of optic nerve or retina).</p>

Code	Description
92250/ 52	<p>Retinal screening</p> <p>Covered-in-full retinal screening is available to Signature, Choice, and Advantage patients who have diabetes but don't show signs of diabetic eye disease. There is no copay for the member and VSP will reimburse \$39.00 or your U&C fees, whichever is lower. Retinal screening can be billed on the same day as the WellVision® eye exam, with a Primary EyeCare Plan authorization.</p> <p>Service Allowance: Allowable once per 12-month period. Use CPT code 92250 with modifier 52 Bill diagnosis code Z13.5 in the primary position and diagnosis code E10.9, E11.9 or E13.9 in the secondary position. Z13.5 Encounter for screening for eye and ear disorders E10.9 - Type 1 diabetes mellitus without complications E11.9 - Type 2 diabetes mellitus without complications E13.9 - Other specified diabetes mellitus without complications</p> <p>Medicaid members are not eligible for retinal screening. Medicaid covers fundus photography with interpretation and report.</p>
92260	<p>Ophthalmodynamometry</p> <p>Service Allowance: Allowable once per 12-month period</p>
92270	<p>Electro-oculography with interpretation and report</p> <p>Service Allowance: Allowable once per 12-month period.</p>
92273	<p>Electroretinography (ERG), with interpretation and report; full field (i.e., ffERG, flash ERG, Ganzfeld ERG)</p> <p>Allowable once per 12-month period, as visually necessary. Provide location modifier RT or LT.</p>
92274	<p>Electroretinography (ERG), with interpretation and report; multifocal (mfERG)</p> <p>Allowable once per 12-month period, as visually necessary. Provide location modifier RT or LT.</p>
92283	<p>Color vision exam, extended</p> <p>Service Allowance: Allowable once per 12-month period.</p>
92284	<p>Dark adaptation exam with interpretation and report</p> <p>Service Allowance: Allowable once per 12-month period.</p>
92285	<p>External ocular photography with interpretation and report for documentation medical progress. Procedure 92285 is covered for monitoring possible progression of anterior chamber neoplasm and is not covered for pre-cataract diagnoses.</p>

Code	Description
	Provide location modifier RT or LT.
92286	<p>Anterior segment imaging with interpretation and report; with specular microscopy and endothelial cell analysis</p> <p>Only covered for the following diagnoses: H18.11 - H18.13 Bullous keratopathy H18.511 - H18.519 Endothelial corneal dystrophy</p> <p>Provide location modifier RT or LT.</p>
92287	<p>Anterior segment imaging with interpretation and report; with fluorescein angiography</p> <p>Provide location modifier RT or LT.</p>
92499	<p>Exam with refraction for diabetic patients only who experience vision shifts of ± 1.00 diopters or greater in at least one eye due to diabetes medications (must be documented in the patient's file). Cannot be billed with another exam service on the same day. Refraction not reimbursed separately; payment is bundled with exam.</p> <p>If applicable, bill the diagnosis code with the correct eye location: left, right or bilateral.</p> <p>Allowable once per 12-month period for the following diagnoses: E10.311 Type 1 diabetes mellitus with unspecified diabetic retinopathy with macular edema E10.319 Type 1 diabetes mellitus with unspecified diabetic retinopathy without macular edema E10.3211 - E10.3219 Type 1 diabetes mellitus with mild nonproliferative diabetic retinopathy with macular edema E10.3291 - E10.3299 Type 1 diabetes mellitus with mild nonproliferative diabetic retinopathy without macular edema E10.3311 - E10.3319 Type 1 diabetes mellitus with moderate nonproliferative diabetic retinopathy with macular edema E10.3391 - E10.3399 Type 1 diabetes mellitus with moderate nonproliferative diabetic retinopathy without macular edema E10.3411 - E10.3419 Type 1 diabetes mellitus with severe nonproliferative diabetic retinopathy with macular edema E10.3491 - E10.3499 Type 1 diabetes mellitus with severe nonproliferative diabetic retinopathy without macular edema E10.3511 - E10.3519 Type 1 diabetes mellitus with proliferative diabetic retinopathy with macular edema E10.3521 - E10.3529 Type 1 diabetes mellitus with proliferative diabetic retinopathy with traction retinal detachment involving the macula E10.3531 - E10.3539 Type 1 diabetes mellitus with proliferative diabetic retinopathy with traction retinal detachment not involving the macula E10.3541 - E10.3549 Type 1 diabetes mellitus with proliferative diabetic retinopathy with combined traction retinal detachment and rhegmatogenous retinal detachment</p>

Code	Description
	E10.3551 - E10.3559 Type 1 diabetes mellitus with stable proliferative diabetic retinopathy
	E10.3591 - E10.3599 Type 1 diabetes mellitus with proliferative diabetic retinopathy without macular edema
	E11.311 Type 2 diabetes mellitus with unspecified diabetic retinopathy with macular edema
	E11.319 Type 2 diabetes mellitus with unspecified diabetic retinopathy without macular edema
	E11.3211 - E11.3219 Type 2 diabetes mellitus with mild nonproliferative diabetic retinopathy with macular edema
	E11.3291 - E11.3299 Type 2 diabetes mellitus with mild nonproliferative diabetic retinopathy without macular edema
	E11.3311 - E11.3319 Type 2 diabetes mellitus with moderate nonproliferative diabetic retinopathy with macular edema
	E11.3391 - E11.3399 Type 2 diabetes mellitus with moderate nonproliferative diabetic retinopathy without macular edema
	E11.3411 - E11.3419 Type 2 diabetes mellitus with severe nonproliferative diabetic retinopathy with macular edema
	E11.3491 - E11.3499 Type 2 diabetes mellitus with severe nonproliferative diabetic retinopathy without macular edema
	E11.3511 - E11.3519 Type 2 diabetes mellitus with proliferative diabetic retinopathy with macular edema, unspecified eye
	E11.3521 - E11.3529 Type 2 diabetes mellitus with proliferative diabetic retinopathy with traction retinal detachment involving the macula
	E11.3531 - E11.3539 Type 2 diabetes mellitus with proliferative diabetic retinopathy with traction retinal detachment not involving the macula
	E11.3541 - E11.3549 Type 2 diabetes mellitus with proliferative diabetic retinopathy with combined traction retinal detachment and rhegmatogenous retinal detachment
	E11.3551 - E11.3559 Type 2 diabetes mellitus with stable proliferative diabetic retinopathy
	E11.3591 - E11.3599 Type 2 diabetes mellitus with proliferative diabetic retinopathy without macular edema
	E13.311 Other specified diabetes mellitus with unspecified diabetic retinopathy with macular edema
	E13.319 Other specified diabetes mellitus with unspecified diabetic retinopathy without macular edema
	E13.3211 - E13.3219 Other specified diabetes mellitus with mild nonproliferative diabetic retinopathy with macular edema
	E13.3291 - E13.3299 Other specified diabetes mellitus with mild nonproliferative diabetic retinopathy without macular edema
	E13.3311 - E13.3319 Other specified diabetes mellitus with moderate nonproliferative diabetic retinopathy with macular edema
	E13.3391 - E13.3399 Other specified diabetes mellitus with moderate nonproliferative diabetic retinopathy without macular edema
	E13.3411 - E13.3419 Other specified diabetes mellitus with severe nonproliferative diabetic retinopathy with macular edema

Code	Description
	<p>E13.3491 - E13.3499 Other specified diabetes mellitus with severe nonproliferative diabetic retinopathy without macular edema</p> <p>E13.3511 - E13.3519 Other specified diabetes mellitus with proliferative diabetic retinopathy with macular edema</p> <p>E13.3521 - E13.3529 Other specified diabetes mellitus with proliferative diabetic retinopathy with traction retinal detachment involving the macula</p> <p>E13.3531 - E13.3539 Other specified diabetes mellitus with proliferative diabetic retinopathy with traction retinal detachment not involving the macula</p> <p>E13.3541 - E13.3549 Other specified diabetes mellitus with proliferative diabetic retinopathy with combined traction retinal detachment and rhegmatogenous retinal detachment</p> <p>E13.3551 - E13.3559 Other specified diabetes mellitus with stable proliferative diabetic retinopathy</p> <p>E13.3591 - E13.3599 Other specified diabetes mellitus with proliferative diabetic retinopathy without macular edema</p> <p>Rubeosis iridis</p> <p>H21.1X1 Other vascular disorders of iris and ciliary body (rubeosis iridis), right eye</p> <p>H21.1X2 Other vascular disorders of iris and ciliary body (rubeosis iridis), left eye</p> <p>H21.1X3 Other vascular disorders of iris and ciliary body (rubeosis iridis), bilateral</p>
95930	<p>Visual evoked potential (VEP) checkerboard or flash testing, central nervous system except glaucoma, with interpretation and report.</p> <p>Service Allowance: Allowable once per 12-month period.</p> <p>VSP will not reimburse fundus photography, extended ophthalmoscopy (initial or subsequent) or scanning computerized ophthalmic diagnostic imaging (of optic nerve or retina) on the same day as VEP testing.</p>

SURGICAL SERVICES

Code	Description
65205	<p>Removal of foreign body, external eye; conjunctival superficial</p> <p>Provide location modifier RT or LT.</p>
65210	<p>Removal of foreign body, external eye; conjunctival embedded, subconjunctival or scleral nonperforating</p> <p>Provide location modifier RT or LT.</p>
65220	<p>Removal of foreign body, external eye; corneal, without slit lamp</p> <p>Provide location modifier RT or LT.</p>
65222	<p>Removal of foreign body, external eye; corneal, with slit lamp</p> <p>Provide location modifier RT or LT.</p>
65430	<p>Scraping of cornea, diagnostic, for smear and/or culture</p> <p>Provide location modifier RT or LT.</p>

Code	Description
65435	Removal of corneal epithelium; with or without chemocauterization (abrasion, curettage) Provide location modifier RT or LT.
67820	Correction of trichiasis; epilation, by forceps only Provide location modifier E1, E2, E3 or E4.
67938	Removal of embedded foreign body, eyelid Provide location modifier RT or LT.
68020	Incision of conjunctiva, drainage of cyst Provide location modifier E1, E2, E3 or E4.
68040	Expression of conjunctival follicles Provide location modifier E1, E2, E3 or E4
68761	Closure of lacrimal punctum; by plug, each Allowable diagnosis codes: H00.011 - H00.039 Hordeolum externum H00.11 - H00.19 Chalazion H01.001 - H01.9 Inflammation of eyelids H04.001 - H04.9 Disorders of lacrimal system H16.141 - H16.143 Punctate keratitis H16.221 - H16.223 Keratoconjunctivitis sicca, not specified as Sjogren's Temporary plugs are limited to one, per eyelid, per 24-month period. Maximum of four (4) per lifetime. Permanent plugs are limited to one, per eyelid, per 24-month period. Two additional plugs are allowed; however, VSP will not reimburse more than two plugs per eyelid. Maximum of six (6) per lifetime. Provide location modifiers E1 (upper lid, left); E2 (lower lid, left); E3 (upper lid, right); or E4 (lower lid, right). Use modifier SC to report temporary plugs. Note: When two puncta are occluded at the same session, multiple surgery rules apply.
68801	Dilation of lacrimal punctum, with or without irrigation Provide location modifier RT or LT.
68810	Probing of nasolacrimal duct, with or without irrigation Provide location modifier RT or LT.
68815	Probing of nasolacrimal duct, with or without irrigation; with insertion of tube or stent Provide location modifier RT or LT.

PATHOLOGY AND LABORATORY

Code	Description
-------------	--------------------

83516	<p>Immunoassay for analyte other than infectious agent antibody or infectious agent antigen; qualitative or semiquantitative, multiple step method If applicable, bill the diagnosis code with the correct eye location: left, right or bilateral.</p> <p>Allowable diagnosis codes include, but are not limited to, the following: H00.021 - H00.029 Hordeolum internum H01.011 - H01.019 Ulcerative blepharitis H01.01A - Ulcerative blepharitis right eye, upper and lower eyelids H01.01B - Ulcerative blepharitis left eye, upper and lower eyelids H02.031 - H02.039 Senile entropion H02.101 - H02.109 Unspecified ectropion H04.121 - H04.129 Dry eye syndrome H04.211 - H04.229 Epiphora H04.421 - H04.429 Chronic lacrimal canaliculitis H04.521 - H04.529 Eversion H04.561 - H04.569 Stenosis H10.521 - H10.539 Blepharoconjunctivitis H16.121 - H16.123 Filamentary keratitis H16.221 - H16.223 Keratoconjunctivitis sicca, not specified as Sjogren's H18.831 - H18.833 Recurrent erosion of cornea H40.10X0 - H40.1194 Primary open-angle glaucoma M35.00 - M35.03 Sjogren syndrome</p> <p>Use modifier QW - Clinical Laboratory Improvement Amendment (CLIA) waived test.</p> <p>Provide location modifier RT and/or LT.</p> <p>When billing for both eyes, code 83516 twice, on two lines, for 1-unit of service each, as follows: 83516-QW-RT 83516-QW-LT</p>
83861	<p>Microfluidic analysis utilizing an integrated collection and analysis device, tear osmolarity If applicable, bill the diagnosis code with the correct eye location: left, right or bilateral.</p> <p>Allowable diagnosis codes include, but are not limited to, the following: H00.021 - H00.029 Hordeolum internum H01.011 - H01.019 Ulcerative blepharitis H01.01A - Ulcerative blepharitis right eye, upper and lower eyelids H01.01B - Ulcerative blepharitis left eye, upper and lower eyelids H02.031 - H02.039 Senile entropion H02.101 - H02.109 Unspecified ectropion</p>

	<p>H04.121 - H04.129 Dry eye syndrome H04.211 - H04.229 Epiphora H04.421 - H04.429 Chronic lacrimal canaliculitis H04.521 - H04.529 Eversion H04.561 - H04.569 Stenosis H10.521 - H10.539 Blepharoconjunctivitis H16.121 - H16.123 Filamentary keratitis H16.221 - H16.223 Keratoconjunctivitis sicca, not specified as Sjogren's H18.831 - H18.833 Recurrent erosion of cornea H40.10X0 - H40.1194 Primary open-angle glaucoma M35.00 - M35.03 Sjogren syndrome</p> <p>Use modifier QW - Clinical Laboratory Improvement Amendment (CLIA) waived test. Provide location modifier RT and/or LT.</p> <p>When billing for both eyes, code 83861 twice, on two lines, for 1-unit of service each, as follows: 83861-QW-RT 83861-QW-LT</p>
87809	<p>Infectious agent antigen detection by immunoassay with direct optical observation; Adenovirus</p> <p>Allowable diagnosis codes:</p> <p>H10.011 - H10.029 Mucopurulent conjunctivitis H10.11 - H10.13 Acute atopic conjunctivitis H10.221 - H10.223 Pseudomembranous conjunctivitis H10.231 - H10.233 Serous conjunctivitis H10.31 - H10.33 Unspecified acute conjunctivitis H10.401 - H10.403 Unspecified chronic conjunctivitis H10.411 - H10.413 Chronic giant papillary conjunctivitis H10.421 - H10.423 Simple chronic conjunctivitis H10.431 - H10.433 Chronic follicular conjunctivitis H10.44 Vernal conjunctivitis H10.45 Other chronic allergic conjunctivitis H10.89 Other conjunctivitis H16.261 - H16.263 Vernal keratoconjunctivitis</p> <p>Use modifier QW - Clinical Laboratory Improvement Amendment (CLIA) waived test. Provide location modifier RT and/or LT.</p>

	When billing for both eyes, code 87809 twice, on two lines, for 1-unit of service each, as follows: 87809-QW-RT 87809-QW-LT
--	---

URGENT/EMERGENCY SERVICES

Code	Description
99050	Service(s) provided in the office at times other than regularly scheduled office hours, or day when the office is normally closed (e.g., holidays, Saturday or Sunday), in addition to basic service
99051	Service(s) provided in the office during regularly scheduled evening, weekend or holiday office hours, in addition to basic service
99058	Service(s) provided on an emergency basis in the office, which disrupts other scheduled office services in addition to basic service

ONLINE DIGITAL EVALUATION AND MANAGEMENT SERVICES

Use the following codes to indicate established patient, patient initiated, online digital evaluation. Limited to one online evaluation and management code per seven-day period, per chief complaint. Cannot lead to another medical visit in the next 24 hours.

Code	Description
99421	Online digital evaluation and management service, for an established patient, for up to 7 days, cumulative time during the 7 days; 5-10 minutes
99422	Online digital evaluation and management service, for an established patient, for up to 7 days, cumulative time during the 7 days; 11-20 minutes
99423	Online digital evaluation and management service, for an established patient, for up to 7 days, cumulative time during the 7 days; 21 or more minutes

TELEPHONE EVALUATION AND MANAGEMENT SERVICES

Use the following codes to indicate established patient, patient initiated, telephone evaluation. Limited to one telephone evaluation and management code per seven-day period, per chief complaint. Cannot lead to another medical visit in the next 24 hours.

Code	Description
99441	Telephone evaluation and management service, for established patient, not originating from a related E/M service provided within the previous 7 days nor leading to an E/M service or procedure within the next 24 hours or soonest available appointment; 5-10 minutes Do not report 99441 in conjunction with 99202-99205, 99212-99215, 99241-99245, or 99421-99423
99442	Telephone evaluation and management service, for an established patient, not originating from a related E/M service provided within the previous 7 days nor leading to an E/M service or procedure within the next 24 hours or soonest available appointment; 11-20 minutes

	Do not report 99442 in conjunction with 99202-99205, 99212-99215, 99241-99245, or 99421-99423
99443	Telephone evaluation and management service, for an established patient not originating from a related E/M service provided within the previous 7 days nor leading to an E/M service or procedure within the next 24 hours or soonest available appointment; 21-30 minutes Do not report 99443 in conjunction with 99202-99205, 99212-99215, 99241-99245, or 99421-99423

Interprofessional Telephone/Internet/Electronic Health Record Consultations

Use the following codes to report your office's consultation services only when requested by another physician and

- only billable once per patient per seven-day period,
- not allowed if you have seen the patient directly within past 14 days.

Code	Description
99446	Interprofessional telephone/internet assessment and management service provided by a consultative physician including a verbal and written report to the patient's treating/requesting physician or other qualified health care professional
99447	Same as 99446, but 11-20 minutes of medical consultative discussion and review
99448	Same as 99446, but 21-30 minutes of medical consultative discussion and review
99449	Same as 99446, but 31 minutes or more of medical consultative discussion and review
99451	Interprofessional telephone/internet/electronic health record assessment and management service provided by a consultative physician including a written report to the patient's treating/requesting physician or other qualified health-care professional, five or more minutes of medical consultative time.
99452	Interprofessional telephone/internet/electronic health record referral service(s) provided by a treating/requesting physician or qualified health-care professional, 30 minutes. Reported by the physician who is treating the patient and requesting the non-face-to-face consult for medical advice or opinion (not for a transfer of care or a face-to-face consult).

SPECIAL HANDLING PROCEDURES

Procedure	Special Handling Procedures
-----------	-----------------------------

92100	Serial tonometry is defined as a separate procedure with multiple measurements, interpretation and report of intraocular pressure over an extended time period during a single day (e.g., diurnal curve or medical treatment of acute elevation of intraocular pressure). A single tonometry check is considered part of the ophthalmic exam and is not reported separately.
92201-92202	<p>Extended ophthalmoscopy is included in the global reimbursement for retinal surgery. Extended ophthalmoscopy (direct or binocular indirect) may not be billed separately during an exam except when all of the following conditions are met: patient's presenting symptoms and/or diagnosis of retinal or vitreoretinal problems support the need for extended ophthalmoscopy.</p> <p>The medical record indicates that extended ophthalmoscopy was performed. Dilated retinal evaluation with direct or binocular indirect ophthalmoscopy does not constitute extended ophthalmoscopy unless additional procedures (e.g., contact lens or three mirror evaluations) were required. Additional procedures must be clearly indicated in the patient's chart.</p> <p>The medical record should contain a detailed drawing that describes the retina, including defects. The drawing does not have to accompany the claim but should be available for review upon request.</p>
92250 Fundus Photography with Interpretation and Report	<p>Fundus photography is a procedure in which bilateral photographs of the retina are obtained for diagnostic purposes. Coverage is provided when fundus photography is:</p> <p>Performed during initial glaucoma care, if:</p> <ol style="list-style-type: none"> 1. intraocular pressures are clearly documented in the patient's medical record and are at or above 21 mm Hg; or 2. intraocular pressures are between 15 and 20 mm Hg and there is clear funduscopic evidence of glaucomatous optic nerve damage (such as abnormal cup size, thinning or notching of the disc rim, progressive change, disc hemorrhage or nerve fiber layer defects). <p>In either instance, repeat studies by the same doctor are covered if submitted at greater than one-year intervals, unless there are other clinical indications to justify the study. Preglaucoma, borderline glaucoma and glaucoma are generally slow disease processes that can be followed by modalities other than fundus photography.</p> <p>Used in evaluating rapid, progressive diabetic retinopathy. In this instance, coverage is provided only when there is no prior retinal laser surgery and photography is not performed more than once every six months. Fundus photography is not covered if used to evaluate stable or minimal diabetic retinopathy.</p>

92285-92286	<p>Procedure 92285 is covered for monitoring possible progression of anterior chamber neoplasm. It is not covered for pre-cataract diagnoses.</p> <p>Procedure 92286 is covered only for the following diagnoses: H18.11 - H18.13 Bullous keratopathy H18.511 – H18.519 Endothelial corneal dystrophy</p>
95930 Visually evoked potential (VEP) checkerboard or flash testing, central nervous system except glaucoma, with interpretation and report	<p>Visual evoked potentials (VEPs) are appropriate for 1) detecting optic neuritis at an early, subclinical stage, and 2) evaluating the following diseases of the optic nerve:</p> <ul style="list-style-type: none"> • Ischemic optic neuropathy • Pseudotumor cerebri • Toxic amblyopias • Nutritional amblyopias • Neoplasms compressing the anterior visual pathways • Optic nerve injury or atrophy • Hysterical blindness (to rule out) <p>The patient’s medical record must contain documentation that fully supports the visual necessity for VEPs, including, but not limited to, relevant medical history, physical examination and results of pertinent diagnostic tests or procedures.</p> <p>If your technician is certified, a VEP test may be performed under general supervision (the doctor is not immediately available). If your technician is not certified, a VEP test must be performed with direct supervision (doctor is immediately available).</p>

Exclusions

The following services aren’t covered under the Primary EyeCare Plan:

- Pre- and post-operative services
- Laser surgery
- Services provided for refractive diagnoses (this may be covered under your patient’s routine benefit).
- Most lab tests, including surgical pathology and microbiology (coordinate this with your patient’s primary medical doctor).
- Prescriptions (Depending on your license and state law, you may be able to write prescriptions for your patients to submit directly to their medical prescription plans. Otherwise, give your prescription recommendation to your patient’s primary care physician.)
- Materials such as glasses or contact lenses

Note: For information about the Interpretation and Report requirement for medical procedures, refer to [Guidelines for the Interpretation and Report of Diagnostic Procedures](#).

VSP DIABETIC EYECARE PLUS PROGRAMSM

The Diabetic Eyecare Plus Program is designed to provide supplemental medical eye care services for members with diabetes, diabetic eye disease, glaucoma, or age-related macular degeneration (AMD). Diabetic Eyecare Plus coverage is secondary to other medical eye insurance coverage that may reimburse you, if you are a participating provider with the patient's medical plan. Please refer to [Coordination of Benefits](#) section for more information.

Covered-in-full Retinal Screening

Covered-in-full retinal screening (use CPT code 92250 and modifier 52) is available to patients who have diabetes but don't show signs of diabetic eye disease. There is no copay for the member and VSP will reimburse \$39.00 or your U&C fees, whichever is lower. Retinal screening (photos) can be billed on the same day as the WellVision® exam, under the Diabetic Eyecare Plus authorization. For additional information, refer to [retinal screening](#) in the detailed list of covered services below.

Covered Services for Diabetic Eye Disease

Members with type 1 and type 2 diabetes need an annual eye exam that includes dilation to allow for the most thorough examination of the retina and optic nerve. If diabetic eye disease (e.g., diabetic retinopathy or rubeosis) is detected during a comprehensive exam and follow-up care is needed, additional medical eye care services are available under VSP's Diabetic Eyecare Plus Program to track and monitor diabetic eye disease progression.

Additional medical eye care services available for patients with diabetes **and** diabetic eye disease include:

- medical follow-up exams
- fundus photography with interpretation and report
- extended ophthalmoscopy
- scanning computerized ophthalmic diagnostic imaging (SCODI) including optical coherence tomography (OCT)
- remote imaging for detection, monitoring and management of retinal disease
- one additional exam with refraction for changes in vision due to diabetes medication(s).

Covered Services for Glaucoma and AMD

Coverage is also available for VSP members with [glaucoma](#) and/or [age-related macular degeneration \(AMD\)](#) including:

- medical follow-up exams
- Scanning computerized ophthalmic diagnostic imaging (SCODI) including optical coherence tomography (OCT)
- visual field and acuity tests
- tonometry (used to monitor and measure intraocular pressure)
- gonioscopy (examines the drainage angle of the eye)
- pachymetry (process of measuring the thickness of the cornea)

Copays

Copays, if required, apply to exams only (92002-92014, 99202-99205, 99211-99215, 99421-99423, 99441-99443). Copays do not apply to additional professional services (e.g., retinal screening). A patient's copay amount should never exceed your VSP payable fee for the service provided.

Eligibility & Authorization

Check the Patient Record Report to confirm Diabetic Eyecare Plus coverage. Patients don't need a primary care physician's referral before their visit. Patients can make appointments or be seen immediately. Refer ineligible patients back to their medical primary care doctors, unless you participate on their medical plan panel. Patients choosing non-covered services should be informed of any out-of-pocket cost and asked to sign the [Patient Responsibility Statement](#) prior to receiving services. You can find the form under the **Forms** section of the **Administration** menu on **VSPOnline** on **eyefinity.com**.

Submitting Claims

Enter the specific procedure code and related diagnosis code(s), when completing the claim online or manually on the **CMS-1500 Claim Form**. For full procedure code descriptions, refer to the Current Procedural Terminology (CPT®) maintained by the American Medical Association (AMA).

Reminders:

- Diabetic Eyecare Plus services must be submitted on a separate authorization from routine vision claims.
- Report only those services appropriate for your licensure and your state's current regulations.
- Code to the highest degree of specificity when indicating diagnosis.
- When applicable, bill the diagnosis code with the correct eye location: left, right or bilateral.
- If evaluation and management services are performed remotely, bill the CPT code with a GQ or 95 modifier, as appropriate.

Note: VSP recognizes but does not currently support Place of Service (POS) code 02 for reporting telehealth services rendered from a distant site except when submitted on paper as a secondary for coordination of benefits. Modifiers GQ or 95 are required to identify telemedicine services, as appropriate.

- [Standard timely filing guidelines apply.](#)
- When billing eye exams or other services for patients with diabetes, remember to include code 3072F to indicate no evidence of retinopathy in the prior year, when applicable. Data collection codes, including 3072F, should be billed with a \$0.00 amount.

Reimbursement

Reimbursement for eye exams will meet your current VSP Signature Plan payable fees. For retinal screening (photos) you'll be reimbursed \$39.00 or your U&C fees, whichever is lower. Approved additional services are reimbursed at 80% of your U&C fee, up to the VSP Primary EyeCare maximum allowables.

Note: For more information about the Interpretation and Report requirement for medical procedures, refer to [Guidelines for the Interpretation and Report of Diagnostic Procedures](#).

Coordination of Benefits

Coordination of benefits (COB) applies to the payment of medical eyecare benefits when a member is covered under two or more benefit plans. If a member has medical benefits under a medical health insurance plan that you're contracted with, that plan is primary and VSP is secondary. In the event VSP is the secondary payer, VSP may be billed for the member's out-of-pocket expenses. Examples are copayments, deductibles, charges for noncovered services, or charges for services not covered in full by the primary carrier. Providers are responsible for verifying coverage, as well as billing the other carrier(s).

See [Coordination of Benefits](#) section for more information about how to coordinate benefits.

<p>92002, 92004, 92012, 92014, 99202 - 99205, 99211 - 99215</p>	<p>Medical follow-up exam</p> <p>Service Allowance:</p> <p>Allowable once per 12-month period for patients with type 1 or type 2 diabetes and diabetic retinopathy or rubeosis. Use the diagnosis codes below which include both diabetes and diabetic retinopathy. For rubeosis, include a rubeosis and a 1 or type 2 diabetes diagnosis code.</p> <p>If applicable, bill the diagnosis code with the correct eye location: left, right or bilateral.</p> <p>Type 1 diabetes mellitus with diabetic retinopathy</p> <p>E10.311 Type 1 diabetes mellitus with unspecified diabetic retinopathy with macular edema</p> <p>E10.319 Type 1 diabetes mellitus with unspecified diabetic retinopathy without macular edema</p> <p>E10.3211 - E10.3219 Type 1 diabetes mellitus with mild nonproliferative diabetic retinopathy with macular edema</p> <p>E10.3291 - E10.3299 Type 1 diabetes mellitus with mild nonproliferative diabetic retinopathy without macular edema</p> <p>E10.3311 - E10.3319 Type 1 diabetes mellitus with moderate nonproliferative diabetic retinopathy with macular edema</p> <p>E10.3391 - E10.3399 Type 1 diabetes mellitus with moderate nonproliferative diabetic retinopathy without macular edema</p> <p>E10.3411 - E10.3419 Type 1 diabetes mellitus with severe nonproliferative diabetic retinopathy with macular edema</p> <p>E10.3491 - E10.3499 Type 1 diabetes mellitus with severe nonproliferative diabetic retinopathy without macular edema</p> <p>E10.3511 - E10.3519 Type 1 diabetes mellitus with proliferative diabetic retinopathy with macular edema</p> <p>E10.3521 - E10.3529 Type 1 diabetes mellitus with proliferative diabetic retinopathy with traction retinal detachment involving the macula</p> <p>E10.3531 - E10.3539 Type 1 diabetes mellitus with proliferative diabetic retinopathy with traction retinal detachment not involving the macula</p> <p>E10.3541 - E10.3549 Type 1 diabetes mellitus with proliferative diabetic retinopathy with combined traction retinal detachment and rhegmatogenous retinal detachment</p> <p>E10.3551 - E10.3559 Type 1 diabetes mellitus with stable proliferative diabetic retinopathy</p> <p>E10.3591 - E10.3599 Type 1 diabetes mellitus with proliferative diabetic retinopathy without macular edema</p> <p>Type 2 diabetes mellitus with diabetic retinopathy</p> <p>E11.311 Type 2 diabetes mellitus with unspecified diabetic retinopathy with macular edema</p> <p>E11.319 Type 2 diabetes mellitus with unspecified diabetic retinopathy without macular edema</p> <p>E11.3211 - E11.3219 Type 2 diabetes mellitus with mild nonproliferative diabetic retinopathy with macular edema</p> <p>E11.3291 - E11.3299 Type 2 diabetes mellitus with mild nonproliferative diabetic retinopathy without macular edema</p>
---	---

	<p>E11.3311 - E11.3319 Type 2 diabetes mellitus with moderate nonproliferative diabetic retinopathy with macular edema</p> <p>E11.3391 - E11.3399 Type 2 diabetes mellitus with moderate nonproliferative diabetic retinopathy without macular edema</p> <p>E11.3411 - E11.3419 Type 2 diabetes mellitus with severe nonproliferative diabetic retinopathy with macular edema</p> <p>E11.3491 - E11.3499 Type 2 diabetes mellitus with severe nonproliferative diabetic retinopathy without macular edema</p> <p>E11.3511 - E11.3519 Type 2 diabetes mellitus with proliferative diabetic retinopathy with macular edema, unspecified eye</p> <p>E11.3521 - E11.3529 Type 2 diabetes mellitus with proliferative diabetic retinopathy with traction retinal detachment involving the macula</p> <p>E11.3531 - E11.3539 Type 2 diabetes mellitus with proliferative diabetic retinopathy with traction retinal detachment not involving the macula</p> <p>E11.3541 - E11.3549 Type 2 diabetes mellitus with proliferative diabetic retinopathy with combined traction retinal detachment and rhegmatogenous retinal detachment</p> <p>E11.3551 - E11.3559 Type 2 diabetes mellitus with stable proliferative diabetic retinopathy</p> <p>E11.3591 - E11.3599 Type 2 diabetes mellitus with proliferative diabetic retinopathy without macular edema</p>
--	--

	<p>Rubeosis iridis</p> <p>H21.1X1 Other vascular disorders of iris and ciliary body, right eye (rubeosis iridis)</p> <p>H21.1X2 Other vascular disorders of iris and ciliary body, left eye (rubeosis iridis)</p> <p>H21.1X3 Other vascular disorders of iris and ciliary body, bilateral (rubeosis iridis)</p> <p>Type 1 diabetes mellitus</p> <p>E10.10 Type 1 diabetes mellitus with ketoacidosis without coma*</p> <p>E10.21 Type 1 diabetes mellitus with diabetic nephropathy*</p> <p>E10.22 Type 1 diabetes mellitus with diabetic chronic kidney disease*</p> <p>E10.29 Type 1 diabetes mellitus with other diabetic kidney complication*</p> <p>E10.36 Type 1 diabetes mellitus with diabetic cataract*</p> <p>E10.39 Type 1 diabetes mellitus with other diabetic ophthalmic complication*</p> <p>E10.40 Type 1 diabetes mellitus with diabetic neuropathy, unspecified*</p> <p>E10.41 Type 1 diabetes mellitus with diabetic mononeuropathy*</p> <p>E10.42 Type 1 diabetes mellitus with diabetic polyneuropathy*</p> <p>E10.43 Type 1 diabetes mellitus with diabetic autonomic (poly)neuropathy*</p> <p>E10.44 Type 1 diabetes mellitus with diabetic amyotrophy*</p> <p>E10.49 Type 1 diabetes mellitus with other diabetic neurological complication*</p> <p>E10.51 Type 1 diabetes mellitus with diabetic peripheral angiopathy without gangrene*</p> <p>E10.59 Type 1 diabetes mellitus with other circulatory complications*</p> <p>E10.610 Type 1 diabetes mellitus with diabetic neuropathic arthropathy*</p> <p>E10.618 Type 1 diabetes mellitus with other diabetic arthropathy*</p> <p>E10.620 Type 1 diabetes mellitus with diabetic dermatitis*</p> <p>E10.621 Type 1 diabetes mellitus with foot ulcer*</p> <p>E10.622 Type 1 diabetes mellitus with other skin ulcer*</p> <p>E10.628 Type 1 diabetes mellitus with other skin complications*</p> <p>E10.630 Type 1 diabetes mellitus with periodontal disease*</p> <p>E10.638 Type 1 diabetes mellitus with other oral complications*</p> <p>E10.649 Type 1 diabetes mellitus with hypoglycemia without coma*</p> <p>E10.65 Type 1 diabetes mellitus with hyperglycemia*</p> <p>E10.69 Type 1 diabetes mellitus with other specified complication*</p> <p>E10.8 Type 1 diabetes mellitus with unspecified complications*</p>
--	--

Type 2 diabetes mellitus

- E11.00 Type 2 diabetes mellitus with hyperosmolarity without nonketotic hyperglycemic-hyperosmolar coma*
- E11.10 Type 2 diabetes mellitus with ketoacidosis without coma*
- E11.21 Type 2 diabetes mellitus with diabetic nephropathy*
- E11.22 Type 2 diabetes mellitus with diabetic chronic kidney disease*
- E11.29 Type 2 diabetes mellitus with other diabetic kidney complication*
- E11.36 Type 2 diabetes mellitus with diabetic cataract*
- E11.39 Type 2 diabetes mellitus with other diabetic ophthalmic complication*
- E11.40 Type 2 diabetes mellitus with diabetic neuropathy, unspecified*
- E11.41 Type 2 diabetes mellitus with diabetic mononeuropathy*
- E11.42 Type 2 diabetes mellitus with diabetic polyneuropathy*
- E11.43 Type 2 diabetes mellitus with diabetic autonomic (poly)neuropathy*
- E11.44 Type 2 diabetes mellitus with diabetic amyotrophy*
- E11.49 Type 2 diabetes mellitus with other diabetic neurological complication*
- E11.51 Type 2 diabetes mellitus with diabetic peripheral angiopathy without gangrene*
- E11.59 Type 2 diabetes mellitus with other circulatory complications*
- E11.610 Type 2 diabetes mellitus with diabetic neuropathic arthropathy*
- E11.618 Type 2 diabetes mellitus with other diabetic arthropathy*
- E11.620 Type 2 diabetes mellitus with diabetic dermatitis*
- E11.621 Type 2 diabetes mellitus with foot ulcer*
- E11.622 Type 2 diabetes mellitus with other skin ulcer*
- E11.628 Type 2 diabetes mellitus with other skin complications*
- E11.630 Type 2 diabetes mellitus with periodontal disease*
- E11.638 Type 2 diabetes mellitus with other oral complications*
- E11.649 Type 2 diabetes mellitus with hypoglycemia without coma*
- E11.65 Type 2 diabetes mellitus with hyperglycemia*
- E11.69 Type 2 diabetes mellitus with other specified complication*
- E11.8 Type 2 diabetes mellitus with unspecified complications*

*Not billable in primary position

92020	<p>Gonioscopy</p> <p>Service Allowance: Allowable once per 12-month period for patients with type 1 or type 2 diabetes <u>and</u> rubeosis. Use the diagnosis codes below. Include <u>both</u> rubeosis and diabetes diagnosis codes.</p> <p>Rubeosis iridis H21.1X1 Other vascular disorders of iris and ciliary body, right eye (rubeosis iridis) H21.1X2 Other vascular disorders of iris and ciliary body, left eye (rubeosis iridis) H21.1X3 Other vascular disorders of iris and ciliary body, bilateral (rubeosis iridis)</p> <p>Type 1 diabetes mellitus E10.10 Type 1 diabetes mellitus with ketoacidosis without coma* E10.21 Type 1 diabetes mellitus with diabetic nephropathy* E10.22 Type 1 diabetes mellitus with diabetic chronic kidney disease* E10.29 Type 1 diabetes mellitus with other diabetic kidney complication* E10.36 Type 1 diabetes mellitus with diabetic cataract* E10.39 Type 1 diabetes mellitus with other diabetic ophthalmic complication* E10.40 Type 1 diabetes mellitus with diabetic neuropathy, unspecified* E10.41 Type 1 diabetes mellitus with diabetic mononeuropathy* E10.42 Type 1 diabetes mellitus with diabetic polyneuropathy* E10.43 Type 1 diabetes mellitus with diabetic autonomic (poly)neuropathy* E10.44 Type 1 diabetes mellitus with diabetic amyotrophy* E10.49 Type 1 diabetes mellitus with other diabetic neurological complication* E10.51 Type 1 diabetes mellitus with diabetic peripheral angiopathy without gangrene* E10.59 Type 1 diabetes mellitus with other circulatory complications* E10.610 Type 1 diabetes mellitus with diabetic neuropathic arthropathy* E10.618 Type 1 diabetes mellitus with other diabetic arthropathy* E10.620 Type 1 diabetes mellitus with diabetic dermatitis* E10.621 Type 1 diabetes mellitus with foot ulcer* E10.622 Type 1 diabetes mellitus with other skin ulcer* E10.628 Type 1 diabetes mellitus with other skin complications* E10.630 Type 1 diabetes mellitus with periodontal disease* E10.638 Type 1 diabetes mellitus with other oral complications* E10.649 Type 1 diabetes mellitus with hypoglycemia without coma* E10.65 Type 1 diabetes mellitus with hyperglycemia* E10.69 Type 1 diabetes mellitus with other specified complication* E10.8 Type 1 diabetes mellitus with unspecified complications*</p>
-------	--

Type 2 diabetes mellitus

- E11.00 Type 2 diabetes mellitus with hyperosmolarity without nonketotic hyperglycemic-hyperosmolar coma *
- E11.10 Type 2 diabetes mellitus with ketoacidosis without coma*
- E11.21 Type 2 diabetes mellitus with diabetic nephropathy*
- E11.22 Type 2 diabetes mellitus with diabetic chronic kidney disease*
- E11.29 Type 2 diabetes mellitus with other diabetic kidney complication*
- E11.36 Type 2 diabetes mellitus with diabetic cataract*
- E11.39 Type 2 diabetes mellitus with other diabetic ophthalmic complication*
- E11.40 Type 2 diabetes mellitus with diabetic neuropathy, unspecified*
- E11.41 Type 2 diabetes mellitus with diabetic mononeuropathy*
- E11.42 Type 2 diabetes mellitus with diabetic polyneuropathy*
- E11.43 Type 2 diabetes mellitus with diabetic autonomic (poly)neuropathy*
- E11.44 Type 2 diabetes mellitus with diabetic amyotrophy*
- E11.49 Type 2 diabetes mellitus with other diabetic neurological complication*
- E11.51 Type 2 diabetes mellitus with diabetic peripheral angiopathy without gangrene*
- E11.59 Type 2 diabetes mellitus with other circulatory complications*
- E11.610 Type 2 diabetes mellitus with diabetic neuropathic arthropathy*
- E11.618 Type 2 diabetes mellitus with other diabetic arthropathy*
- E11.620 Type 2 diabetes mellitus with diabetic dermatitis*
- E11.621 Type 2 diabetes mellitus with foot ulcer*
- E11.622 Type 2 diabetes mellitus with other skin ulcer*
- E11.628 Type 2 diabetes mellitus with other skin complications*
- E11.630 Type 2 diabetes mellitus with periodontal disease*
- E11.638 Type 2 diabetes mellitus with other oral complications*
- E11.649 Type 2 diabetes mellitus with hypoglycemia without coma*
- E11.65 Type 2 diabetes mellitus with hyperglycemia*
- E11.69 Type 2 diabetes mellitus with other specified complication*
- E11.8 Type 2 diabetes mellitus with unspecified complications*

*Not billable in primary position

92133 (1x per 12-month period)	<p>Scanning computerized ophthalmic diagnostic imaging, posterior segment, with interpretation and report, bilateral; optic nerve</p> <p>Service Allowance: Allowable once per 12-month period for patients with type 1 or type 2 diabetes and diabetic retinopathy. Use the diagnosis codes below which include diabetes and diabetic retinopathy.</p> <p>Type 1 diabetes mellitus with diabetic retinopathy E10.319 Type 1 diabetes mellitus with unspecified diabetic retinopathy without macular edema E10.3211 - E10.3219 Type 1 diabetes mellitus with mild nonproliferative diabetic retinopathy with macular edema E10.3291 - E10.3299 Type 1 diabetes mellitus with mild nonproliferative diabetic retinopathy without macular edema E10.3311 - E10.3319 Type 1 diabetes mellitus with moderate nonproliferative diabetic retinopathy with macular edema E10.3391 - E10.3399 Type 1 diabetes mellitus with moderate nonproliferative diabetic retinopathy without macular edema</p> <p>Type 2 diabetes mellitus with diabetic retinopathy E11.319 Type 2 diabetes mellitus with unspecified diabetic retinopathy without macular edema E11.3211 - E11.3219 Type 2 diabetes mellitus with mild nonproliferative diabetic retinopathy with macular edema E11.3291 - E11.3299 Type 2 diabetes mellitus with mild nonproliferative diabetic retinopathy without macular edema E11.3311 - E11.3319 Type 2 diabetes mellitus with moderate nonproliferative diabetic retinopathy with macular edema E11.3391 - E11.3399 Type 2 diabetes mellitus with moderate nonproliferative diabetic retinopathy without macular edema Not billable with either extended ophthalmoscopy (initial or subsequent) or fundus photography.</p>
---	--

92133 (2x per 12-month period)	<p>Scanning computerized ophthalmic diagnostic imaging, posterior segment, with interpretation and report, bilateral; optic nerve</p> <p>Service Allowance: Allowable twice per 12-month period for patients with type 1 or type 2 diabetes <u>and</u> diabetic retinopathy. Use the diagnosis codes below which include diabetes and diabetic retinopathy.</p> <p>Type 1 diabetes mellitus with diabetic retinopathy</p> <p>E10.311 Type 1 diabetes mellitus with unspecified diabetic retinopathy with macular edema</p> <p>E10.3411 - E10.3419 Type 1 diabetes mellitus with severe nonproliferative diabetic retinopathy with macular edema</p> <p>E10.3491 - E10.3499 Type 1 diabetes mellitus with severe nonproliferative diabetic retinopathy without macular edema</p> <p>E10.3511 - E10.3519 Type 1 diabetes mellitus with proliferative diabetic retinopathy with macular edema</p> <p>E10.3521 - E10.3529 Type 1 diabetes mellitus with proliferative diabetic retinopathy with traction retinal detachment involving the macula</p> <p>E10.3531 - E10.3539 Type 1 diabetes mellitus with proliferative diabetic retinopathy with traction retinal detachment not involving the macula</p> <p>E10.3541 - E10.3549 Type 1 diabetes mellitus with proliferative diabetic retinopathy with combined traction retinal detachment and rhegmatogenous retinal detachment</p> <p>E10.3551 - E10.3559 Type 1 diabetes mellitus with stable proliferative diabetic retinopathy</p> <p>E10.3591 - E10.3599 Type 1 diabetes mellitus with proliferative diabetic retinopathy without macular edema</p> <p>Type 2 diabetes mellitus with diabetic retinopathy</p> <p>E11.311 Type 2 diabetes mellitus with unspecified diabetic retinopathy with macular edema</p> <p>E11.3411 - E11.3419 Type 2 diabetes mellitus with severe nonproliferative diabetic retinopathy with macular edema</p> <p>E11.3491 - E11.3499 Type 2 diabetes mellitus with severe nonproliferative diabetic retinopathy without macular edema</p> <p>E11.3511 - E11.3519 Type 2 diabetes mellitus with proliferative diabetic retinopathy with macular edema, unspecified eye</p> <p>E11.3521 - E11.3529 Type 2 diabetes mellitus with proliferative diabetic retinopathy with traction retinal detachment involving the macula</p> <p>E11.3531 - E11.3539 Type 2 diabetes mellitus with proliferative diabetic retinopathy with traction retinal detachment not involving the macula</p> <p>E11.3541 - E11.3549 Type 2 diabetes mellitus with proliferative diabetic retinopathy with combined traction retinal detachment and rhegmatogenous retinal detachment</p> <p>E11.3551 - E11.3559 Type 2 diabetes mellitus with stable proliferative diabetic retinopathy</p> <p>E11.3591 - E11.3599 Type 2 diabetes mellitus with proliferative diabetic retinopathy without macular edema</p>
---	---

	Not billable with either extended ophthalmoscopy (initial or subsequent) or fundus photography.
92134 (1x per 12-month period)	<p>Scanning computerized ophthalmic diagnostic imaging, posterior segment, with interpretation and report, bilateral; retina</p> <p>Service Allowance: Allowable once per 12-month period for patients with type 1 or type 2 diabetes <u>and</u> diabetic retinopathy. Use the diagnosis codes below which include diabetes and diabetic retinopathy.</p> <p>Type 1 diabetes mellitus with diabetic retinopathy</p> <p>E10.319 Type 1 diabetes mellitus with unspecified diabetic retinopathy without macular edema</p> <p>E10.3211 - E10.3219 Type 1 diabetes mellitus with mild nonproliferative diabetic retinopathy with macular edema</p> <p>E10.3291 - E10.3299 Type 1 diabetes mellitus with mild nonproliferative diabetic retinopathy without macular edema</p> <p>E10.3311 - E10.3319 Type 1 diabetes mellitus with moderate nonproliferative diabetic retinopathy with macular edema</p> <p>E10.3391 - E10.3399 Type 1 diabetes mellitus with moderate nonproliferative diabetic retinopathy without macular edema</p> <p>Type 2 diabetes mellitus with diabetic retinopathy</p> <p>E11.319 Type 2 diabetes mellitus with unspecified diabetic retinopathy without macular edema</p> <p>E11.3211 - E11.3219 Type 2 diabetes mellitus with mild nonproliferative diabetic retinopathy with macular edema</p> <p>E11.3291 - E11.3299 Type 2 diabetes mellitus with mild nonproliferative diabetic retinopathy without macular edema</p> <p>E11.3311 - E11.3319 Type 2 diabetes mellitus with moderate nonproliferative diabetic retinopathy with macular edema</p> <p>E11.3391 - E11.3399 Type 2 diabetes mellitus with moderate nonproliferative diabetic retinopathy without macular edema</p> <p>Not billable with either extended ophthalmoscopy (initial or subsequent) or fundus photography.</p>

92134 (2x per 12-month period)	<p>Scanning computerized ophthalmic diagnostic imaging, posterior segment, with interpretation and report, bilateral; retina</p> <p>Service Allowance: Allowable twice per 12-month period for patients with type 1 or type 2 diabetes <u>and</u> diabetic retinopathy. Use the diagnosis codes below which include diabetes and diabetic retinopathy.</p> <p>Type 1 diabetes mellitus with diabetic retinopathy</p> <p>E10.311 Type 1 diabetes mellitus with unspecified diabetic retinopathy with macular edema</p> <p>E10.3411 - E10.3419 Type 1 diabetes mellitus with severe nonproliferative diabetic retinopathy with macular edema</p> <p>E10.3491 - E10.3499 Type 1 diabetes mellitus with severe nonproliferative diabetic retinopathy without macular edema</p> <p>E10.3511 - E10.3519 Type 1 diabetes mellitus with proliferative diabetic retinopathy with macular edema</p> <p>E10.3521 - E10.3529 Type 1 diabetes mellitus with proliferative diabetic retinopathy with traction retinal detachment involving the macula</p> <p>E10.3531 - E10.3539 Type 1 diabetes mellitus with proliferative diabetic retinopathy with traction retinal detachment not involving the macula</p> <p>E10.3541 - E10.3549 Type 1 diabetes mellitus with proliferative diabetic retinopathy with combined traction retinal detachment and rhegmatogenous retinal detachment</p> <p>E10.3551 - E10.3559 Type 1 diabetes mellitus with stable proliferative diabetic retinopathy</p> <p>E10.3591 - E10.3599 Type 1 diabetes mellitus with proliferative diabetic retinopathy without macular edema</p> <p>Type 2 diabetes mellitus with diabetic retinopathy</p> <p>E11.311 Type 2 diabetes mellitus with unspecified diabetic retinopathy with macular edema</p> <p>E11.3411 - E11.3419 Type 2 diabetes mellitus with severe nonproliferative diabetic retinopathy with macular edema</p> <p>E11.3491 - E11.3499 Type 2 diabetes mellitus with severe nonproliferative diabetic retinopathy without macular edema</p> <p>E11.3511 - E11.3519 Type 2 diabetes mellitus with proliferative diabetic retinopathy with macular edema, unspecified eye</p> <p>E11.3521 - E11.3529 Type 2 diabetes mellitus with proliferative diabetic retinopathy with traction retinal detachment involving the macula</p> <p>E11.3531 - E11.3539 Type 2 diabetes mellitus with proliferative diabetic retinopathy with traction retinal detachment not involving the macula</p> <p>E11.3541 - E11.3549 Type 2 diabetes mellitus with proliferative diabetic retinopathy with combined traction retinal detachment and rhegmatogenous retinal detachment</p> <p>E11.3551 - E11.3559 Type 2 diabetes mellitus with stable proliferative diabetic retinopathy</p> <p>E11.3591 - E11.3599 Type 2 diabetes mellitus with proliferative diabetic retinopathy without macular edema</p>
---	---

	Not billable with either extended ophthalmoscopy (initial or subsequent) or fundus photography.
--	---

92201 92202	<p>Ophthalmoscopy, extended; with retinal drawing and scleral depression of peripheral retinal disease (e.g., for retinal tear, retinal detachment, retinal tumor) with interpretation and report, unilateral or bilateral</p> <p>Ophthalmoscopy, extended, with drawing of optic nerve or macula (e.g., for glaucoma, macular pathology, tumor) with interpretation and report, unilateral or bilateral</p> <p>Service Allowance</p> <p>Allowable once per 6-month period for patients with type 1 or type 2 diabetes <u>and</u> diabetic retinopathy Use the diagnosis codes below which include diabetes and diabetic retinopathy.</p> <p>Type 1 diabetes mellitus with diabetic retinopathy</p> <p>E10.311 Type 1 diabetes mellitus with unspecified diabetic retinopathy with macular edema</p> <p>E10.319 Type 1 diabetes mellitus with unspecified diabetic retinopathy without macular edema</p> <p>E10.3211 - E10.3219 Type 1 diabetes mellitus with mild nonproliferative diabetic retinopathy with macular edema</p> <p>E10.3291 - E10.3299 Type 1 diabetes mellitus with mild nonproliferative diabetic retinopathy without macular edema</p> <p>E10.3311 - E10.3319 Type 1 diabetes mellitus with moderate nonproliferative diabetic retinopathy with macular edema</p> <p>E10.3391 - E10.3399 Type 1 diabetes mellitus with moderate nonproliferative diabetic retinopathy without macular edema</p> <p>E10.3411 - E10.3419 Type 1 diabetes mellitus with severe nonproliferative diabetic retinopathy with macular edema</p> <p>E10.3491 - E10.3499 Type 1 diabetes mellitus with severe nonproliferative diabetic retinopathy without macular edema</p> <p>E10.3511 - E10.3519 Type 1 diabetes mellitus with proliferative diabetic retinopathy with macular edema</p> <p>E10.3521 - E10.3529 Type 1 diabetes mellitus with proliferative diabetic retinopathy with traction retinal detachment involving the macula</p> <p>E10.3531 - E10.3539 Type 1 diabetes mellitus with proliferative diabetic retinopathy with traction retinal detachment not involving the macula</p> <p>E10.3541 - E10.3549 Type 1 diabetes mellitus with proliferative diabetic retinopathy with combined traction retinal detachment and rhegmatogenous retinal detachment</p> <p>E10.3551 - E10.3559 Type 1 diabetes mellitus with stable proliferative diabetic retinopathy</p> <p>E10.3591 - E10.3599 Type 1 diabetes mellitus with proliferative diabetic retinopathy without macular edema</p> <p>Type 2 diabetes mellitus with diabetic retinopathy</p> <p>E11.311 Type 2 diabetes mellitus with unspecified diabetic retinopathy with macular edema</p> <p>E11.319 Type 2 diabetes mellitus with unspecified diabetic retinopathy without macular edema</p> <p>E11.3211 - E11.3219 Type 2 diabetes mellitus with mild nonproliferative diabetic retinopathy with macular edema</p>
----------------	---

	<p>E11.3291 - E11.3299 Type 2 diabetes mellitus with mild nonproliferative diabetic retinopathy without macular edema</p> <p>E11.3311 - E11.3319 Type 2 diabetes mellitus with moderate nonproliferative diabetic retinopathy with macular edema</p> <p>E11.3391 - E11.3399 Type 2 diabetes mellitus with moderate nonproliferative diabetic retinopathy without macular edema</p> <p>E11.3411 - E11.3419 Type 2 diabetes mellitus with severe nonproliferative diabetic retinopathy with macular edema</p> <p>E11.3491 - E11.3499 Type 2 diabetes mellitus with severe nonproliferative diabetic retinopathy without macular edema</p> <p>E11.3511 - E11.3519 Type 2 diabetes mellitus with proliferative diabetic retinopathy with macular edema, unspecified eye</p> <p>E11.3521 - E11.3529 Type 2 diabetes mellitus with proliferative diabetic retinopathy with traction retinal detachment involving the macula</p> <p>E11.3531 - E11.3539 Type 2 diabetes mellitus with proliferative diabetic retinopathy with traction retinal detachment not involving the macula</p> <p>E11.3541 - E11.3549 Type 2 diabetes mellitus with proliferative diabetic retinopathy with combined traction retinal detachment and rhegmatogenous retinal detachment</p> <p>E11.3551 - E11.3559 Type 2 diabetes mellitus with stable proliferative diabetic retinopathy</p> <p>E11.3591 - E11.3599 Type 2 diabetes mellitus with proliferative diabetic retinopathy without macular edema</p> <p>Cannot be billed with fundus photography or scanning computerized ophthalmic diagnostic imaging (of optic nerve or retina).</p>
--	---

92227	<p>Remote imaging for detection of retinal disease (e.g., retinopathy in a patient with diabetes) with analysis and report under physician supervision, unilateral or bilateral</p> <p>Allowable once per 12-month period</p> <p>Do not report 92227 in conjunction with 92002-92014, 92133, 92134, 92250, 92228 or with the evaluation and management of the single organ system, the eye, 99202-99350</p>
92228	<p>Remote imaging for monitoring and management of active retinal disease (e.g., diabetic retinopathy) with physician review, interpretation and report, unilateral or bilateral</p> <p>Allowable once per 12-month period.</p> <p>Do not report 92228 in conjunction with 92002-92014, 92133, 92134, 922250, 92227 or with the evaluation and management of the single organ system, the eye, 99202-99350</p>

92250	<p>Fundus photography with interpretation and report</p> <p>Service Allowance: Allowable once per 6-month period for patients with type 1 or type 2 diabetes <u>and</u> diabetic retinopathy. Use the diagnosis codes below which include diabetes and diabetic retinopathy. If applicable, bill the diagnosis code with the correct eye location: left, right or bilateral.</p> <p>Type 1 diabetes mellitus with diabetic retinopathy</p> <p>E10.311 Type 1 diabetes mellitus with unspecified diabetic retinopathy with macular edema</p> <p>E10.319 Type 1 diabetes mellitus with unspecified diabetic retinopathy without macular edema</p> <p>E10.3211 - E10.3219 Type 1 diabetes mellitus with mild nonproliferative diabetic retinopathy with macular edema</p> <p>E10.3291 - E10.3299 Type 1 diabetes mellitus with mild nonproliferative diabetic retinopathy without macular edema</p> <p>E10.3311 - E10.3319 Type 1 diabetes mellitus with moderate nonproliferative diabetic retinopathy with macular edema</p> <p>E10.3391 - E10.3399 Type 1 diabetes mellitus with moderate nonproliferative diabetic retinopathy without macular edema</p> <p>E10.3411 - E10.3419 Type 1 diabetes mellitus with severe nonproliferative diabetic retinopathy with macular edema</p> <p>E10.3491 - E10.3499 Type 1 diabetes mellitus with severe nonproliferative diabetic retinopathy without macular edema</p> <p>E10.3511 - E10.3519 Type 1 diabetes mellitus with proliferative diabetic retinopathy with macular edema</p> <p>E10.3521 - E10.3529 Type 1 diabetes mellitus with proliferative diabetic retinopathy with traction retinal detachment involving the macula</p> <p>E10.3531 - E10.3539 Type 1 diabetes mellitus with proliferative diabetic retinopathy with traction retinal detachment not involving the macula</p> <p>E10.3541 - E10.3549 Type 1 diabetes mellitus with proliferative diabetic retinopathy with combined traction retinal detachment and rhegmatogenous retinal detachment</p> <p>E10.3551 - E10.3559 Type 1 diabetes mellitus with stable proliferative diabetic retinopathy</p> <p>E10.3591 - E10.3599 Type 1 diabetes mellitus with proliferative diabetic retinopathy without macular edema</p> <p>Type 2 diabetes mellitus with diabetic retinopathy</p> <p>E11.311 Type 2 diabetes mellitus with unspecified diabetic retinopathy with macular edema</p> <p>E11.319 Type 2 diabetes mellitus with unspecified diabetic retinopathy without macular edema</p> <p>E11.3211 - E11.3219 Type 2 diabetes mellitus with mild nonproliferative diabetic retinopathy with macular edema</p> <p>E11.3291 - E11.3299 Type 2 diabetes mellitus with mild nonproliferative diabetic retinopathy without macular edema</p>
-------	---

	<p>E11.3311 - E11.3319 Type 2 diabetes mellitus with moderate nonproliferative diabetic retinopathy with macular edema</p> <p>E11.3391 - E11.3399 Type 2 diabetes mellitus with moderate nonproliferative diabetic retinopathy without macular edema</p> <p>E11.3411 - E11.3419 Type 2 diabetes mellitus with severe nonproliferative diabetic retinopathy with macular edema</p> <p>E11.3491 - E11.3499 Type 2 diabetes mellitus with severe nonproliferative diabetic retinopathy without macular edema</p> <p>E11.3511 - E11.3519 Type 2 diabetes mellitus with proliferative diabetic retinopathy with macular edema, unspecified eye</p> <p>E11.3521 - E11.3529 Type 2 diabetes mellitus with proliferative diabetic retinopathy with traction retinal detachment involving the macula</p> <p>E11.3531 - E11.3539 Type 2 diabetes mellitus with proliferative diabetic retinopathy with traction retinal detachment not involving the macula</p> <p>E11.3541 - E11.3549 Type 2 diabetes mellitus with proliferative diabetic retinopathy with combined traction retinal detachment and rhegmatogenous retinal detachment</p> <p>E11.3551 - E11.3559 Type 2 diabetes mellitus with stable proliferative diabetic retinopathy</p> <p>E11.3591 - E11.3599 Type 2 diabetes mellitus with proliferative diabetic retinopathy without macular edema</p> <p>Not covered if extended ophthalmoscopy is provided within six months.</p>
--	---

92250/ 52	<p>Retinal Screening</p> <p>Covered-in-full retinal screening is available to Signature, Choice and Advantage patients who have diabetes but don't show signs of diabetic eye disease. There is no copay for the member and VSP will reimburse \$39.00 or your U&C fees, whichever is lower. Retinal screening can be billed on the same day as the WellVision® eye exam, under the Diabetic Eyecare Plus authorization</p> <p>Service Allowance:</p> <p>Allowable once per 12-month period.</p> <p>Use CPT code 92250 with modifier 52</p> <p>Bill diagnosis code Z13.5 in the primary position and diagnosis code E10.9, E11.9 or E13.9 in the secondary position.</p> <p>Z13.5 Encounter for screening for eye and ear disorders E10.9 - Type 1 diabetes mellitus without complications E11.9 - Type 2 diabetes mellitus without complications E13.9 - Other specified diabetes mellitus without complications</p>
--------------	---

92499	<p>Exam with refraction for diabetic patients only who experience vision shifts of \pm 1.00 diopters or greater in at least one eye due to diabetes medications (must be documented in the patient's file). Cannot be billed with another exam service on the same day. Refraction not reimbursed separately; payment is bundled with exam.</p> <p>Service Allowance:</p> <p>Allowable once per 12-month period for patients with type 1 or type 2 diabetes and diabetic retinopathy or rubeosis. Use the diagnosis codes below which include both diabetes and diabetic retinopathy. For rubeosis, include a rubeosis and a type 1 or type 2 diabetes diagnosis code.</p> <p>If applicable, bill the diagnosis code with the correct eye location: left, right or bilateral.</p> <p>Type 1 or type 2 diabetes with diabetic retinopathy</p> <p>E10.311 Type 1 diabetes mellitus with unspecified diabetic retinopathy with macular edema</p> <p>E10.319 Type 1 diabetes mellitus with unspecified diabetic retinopathy without macular edema</p> <p>E10.3211 - E10.3219 Type 1 diabetes mellitus with mild nonproliferative diabetic retinopathy with macular edema</p> <p>E10.3291 - E10.3299 Type 1 diabetes mellitus with mild nonproliferative diabetic retinopathy without macular edema</p> <p>E10.3311 - E10.3319 Type 1 diabetes mellitus with moderate nonproliferative diabetic retinopathy with macular edema</p> <p>E10.3391 - E10.3399 Type 1 diabetes mellitus with moderate nonproliferative diabetic retinopathy without macular edema</p> <p>E10.3411 - E10.3419 Type 1 diabetes mellitus with severe nonproliferative diabetic retinopathy with macular edema</p> <p>E10.3491 - E10.3499 Type 1 diabetes mellitus with severe nonproliferative diabetic retinopathy without macular edema</p> <p>E10.3511 - E10.3519 Type 1 diabetes mellitus with proliferative diabetic retinopathy with macular edema</p> <p>E10.3521 - E10.3529 Type 1 diabetes mellitus with proliferative diabetic retinopathy with traction retinal detachment involving the macula</p> <p>E10.3531 - E10.3539 Type 1 diabetes mellitus with proliferative diabetic retinopathy with traction retinal detachment not involving the macula</p> <p>E10.3541 - E10.3549 Type 1 diabetes mellitus with proliferative diabetic retinopathy with combined traction retinal detachment and rhegmatogenous retinal detachment</p> <p>E10.3551 - E10.3559 Type 1 diabetes mellitus with stable proliferative diabetic retinopathy</p> <p>E10.3591 - E10.3599 Type 1 diabetes mellitus with proliferative diabetic retinopathy without macular edema</p> <p>E11.311 Type 2 diabetes mellitus with unspecified diabetic retinopathy with macular edema</p> <p>E11.319 Type 2 diabetes mellitus with unspecified diabetic retinopathy without macular edema</p> <p>E11.3211 - E11.3219 Type 2 diabetes mellitus with mild nonproliferative diabetic retinopathy with macular edema</p>
-------	---

	<p>E11.3291 - E11.3299 Type 2 diabetes mellitus with mild nonproliferative diabetic retinopathy without macular edema</p> <p>E11.3311 - E11.3319 Type 2 diabetes mellitus with moderate nonproliferative diabetic retinopathy with macular edema</p> <p>E11.3391 - E11.3399 Type 2 diabetes mellitus with moderate nonproliferative diabetic retinopathy without macular edema</p> <p>E11.3411 - E11.3419 Type 2 diabetes mellitus with severe nonproliferative diabetic retinopathy with macular edema</p> <p>E11.3491 - E11.3499 Type 2 diabetes mellitus with severe nonproliferative diabetic retinopathy without macular edema</p> <p>E11.3511 - E11.3519 Type 2 diabetes mellitus with proliferative diabetic retinopathy with macular edema, unspecified eye</p> <p>E11.3521 - E11.3529 Type 2 diabetes mellitus with proliferative diabetic retinopathy with traction retinal detachment involving the macula</p> <p>E11.3531 - E11.3539 Type 2 diabetes mellitus with proliferative diabetic retinopathy with traction retinal detachment not involving the macula</p> <p>E11.3541 - E11.3549 Type 2 diabetes mellitus with proliferative diabetic retinopathy with combined traction retinal detachment and rhegmatogenous retinal detachment</p> <p>E11.3551 - E11.3559 Type 2 diabetes mellitus with stable proliferative diabetic retinopathy</p> <p>E11.3591 - E11.3599 Type 2 diabetes mellitus with proliferative diabetic retinopathy without macular</p>
--	--

99421, 99422, 99423	Online digital evaluation and management service, for an established patient, for up to 7 days, cumulative time during the 7 days. Allowed for patients with type 1 or type 2 diabetes and diabetic retinopathy or rubeosis, bill appropriate diagnosis code. For rubeosis, include a rubeosis and a 1 or type 2 diabetes diagnosis code
99441, 99442, 99443	Telephone evaluation and management service, for established patient, patient initiated, not originating from a related E/M service provided within the previous 7 days nor leading to an E/M service or procedure within the next 24 hours or soonest available appointment. Allowed for patients with type 1 or type 2 diabetes and diabetic retinopathy or rubeosis, bill appropriate diagnosis code. For rubeosis, include a rubeosis and a 1 or type 2 diabetes diagnosis code. Do not report these services in conjunction with 99202-99205, 99212-99215, 99241-99245, or 99421-99423
99446, 99447, 99448, 99449, 99451, 99452	Interprofessional telephone/internet assessment and management service provided by a consultative physician including a verbal and written report to the patient's treating/requesting physician or other qualified health care professional. Allowed for patients with type 1 or type 2 diabetes and diabetic retinopathy or rubeosis, bill appropriate diagnosis code. For rubeosis, include a rubeosis and a 1 or type 2 diabetes diagnosis code.

Covered Services for Members with AMD

Members with AMD and coverage under the Diabetic Eyecare Plus Program are eligible for the services listed below. All services must be billed with appropriate diagnosis codes (see VSP AMD Approved Diagnosis Codes chart below).

VSP AMD Covered Services

Service Allowance: Allowable once per 12-month period for patients with AMD.	
92002, 92004, 92012, 92014, 99202 - 99205, 99211 - 99215	Medical follow-up exam
92081-92083*	Visual Field Exams
92133	SCODI-P (optic nerve)
92134	SCODI-P (retina)
92250	Fundus photography
99421, 99422, 99423**	Digital evaluation and management
99441, 99442, 99443	Telephone evaluation and management service, established patient, patient initiated
99446, 99447, 99448, 99449, 99451, 99452**	Interprofessional internet consultation

*Allowable twice per 12-month period when visual necessity is established.

** Allowable once per 7-day period when visual necessity is established, bill with modifier GQ or 95, as appropriate. If applicable, bill the diagnosis code with the correct eye location: left, right or bilateral.

VSP AMD Approved Diagnosis Codes

Always code to the highest degree of specificity when indicating diagnosis.

If applicable, bill the diagnosis code with the correct eye location: left, right or bilateral.

Provide location modifier when required.

AMD services must be billed with one of the following diagnosis codes.	
H35.30	Unspecified macular degeneration
H35.3110	Nonexudative age-related macular degeneration, right eye, stage unspecified
H35.3111	Nonexudative age-related macular degeneration, right eye, early dry stage
H35.3112	Nonexudative age-related macular degeneration, right eye, intermediate dry stage
H35.3113	Nonexudative age-related macular degeneration, right eye, advanced atrophic without subfoveal involvement
H35.3114	Nonexudative age-related macular degeneration, right eye, advanced atrophic with subfoveal involvement
H35.3120	Nonexudative age-related macular degeneration, left eye, stage unspecified
H35.3121	Nonexudative age-related macular degeneration, left eye, early dry stage
H35.3122	Nonexudative age-related macular degeneration, left eye, intermediate dry stage
H35.3123	Nonexudative age-related macular degeneration, left eye, advanced atrophic without subfoveal involvement
H35.3124	Nonexudative age-related macular degeneration, left eye, advanced atrophic with subfoveal involvement
H35.3130	Nonexudative age-related macular degeneration, bilateral, stage unspecified
H35.3131	Nonexudative age-related macular degeneration, bilateral, early dry stage
H35.3132	Nonexudative age-related macular degeneration, bilateral, intermediate dry stage
H35.3133	Nonexudative age-related macular degeneration, bilateral, advanced atrophic without subfoveal involvement
H35.3134	Nonexudative age-related macular degeneration, bilateral, advanced atrophic with subfoveal involvement
H35.3190	Nonexudative age-related macular degeneration, unspecified eye, stage unspecified
H35.3191	Nonexudative age-related macular degeneration, unspecified eye, early dry stage
H35.3192	Nonexudative age-related macular degeneration, unspecified eye, intermediate dry stage
H35.3193	Nonexudative age-related macular degeneration, unspecified eye, advanced atrophic without subfoveal involvement
H35.3194	Nonexudative age-related macular degeneration, unspecified eye, advanced atrophic with subfoveal involvement
H35.3210	Exudative age-related macular degeneration, right eye, stage unspecified
H35.3211	Exudative age-related macular degeneration, right eye, with active choroidal neovascularization
H35.3212	Exudative age-related macular degeneration, right eye, with inactive choroidal neovascularization
H35.3213	Exudative age-related macular degeneration, right eye, with inactive scar
H35.3220	Exudative age-related macular degeneration, left eye, stage unspecified
H35.3221	Exudative age-related macular degeneration, left eye, with active choroidal neovascularization

H35.3222	Exudative age-related macular degeneration, left eye, with inactive choroidal neovascularization
H35.3223	Exudative age-related macular degeneration, left eye, with inactive scar
H35.3230	Exudative age-related macular degeneration, bilateral, stage unspecified
H35.3231	Exudative age-related macular degeneration, bilateral, with active choroidal neovascularization
H35.3232	Exudative age-related macular degeneration, bilateral, with inactive choroidal neovascularization
H35.3233	Exudative age-related macular degeneration, bilateral, with inactive scar
H35.3290	Exudative age-related macular degeneration, unspecified eye, stage unspecified
H35.3291	Exudative age-related macular degeneration, unspecified eye, with active choroidal neovascularization
H35.3292	Exudative age-related macular degeneration, unspecified eye, with inactive choroidal neovascularization
H35.3293	Exudative age-related macular degeneration, unspecified eye, with inactive scar
H35.341	Macular cyst, hole, or pseudohole, right eye
H35.342	Macular cyst, hole, or pseudohole, left eye
H35.343	Macular cyst, hole, or pseudohole, bilateral
H35.351	Cystoid macular degeneration, right eye
H35.352	Cystoid macular degeneration, left eye
H35.353	Cystoid macular degeneration, bilateral
H35.361	Drusen (degenerative) of macula, right eye
H35.362	Drusen (degenerative) of macula, left eye
H35.363	Drusen (degenerative) of macula, bilateral
H35.371	Puckering of macula, right eye
H35.372	Puckering of macula, left eye
H35.373	Puckering of macula, bilateral
H35.381	Toxic maculopathy, right eye
H35.382	Toxic maculopathy, left eye
H35.383	Toxic maculopathy, bilateral

Covered Services for Members with Glaucoma

Members with glaucoma and coverage under the Diabetic Eyecare Plus Program are eligible for the services listed below. All services must be billed with appropriate diagnosis codes (see VSP Glaucoma Approved Diagnosis Codes chart below).

VSP Glaucoma Covered Services

Service Allowance: Allowable once per 12-month period for patients with glaucoma.	
92002, 92004, 92012, 92014, 99202 - 99205, 99211 - 99215	Medical follow-up exam
76514	Pachymetry
92020	Gonioscopy

92081-92083*	Visual Field Exams
92100	Tonometry
92133	SCODI-P (optic nerve)
92134	SCODI-P (retina)
92201-92202	Extended ophthalmoscopy
92250	Fundus photography
99421, 99422, 99423**	Digital evaluation and management
99441, 99442, 99443	Telephone evaluation and management service, established patient, patient initiated
99446, 99447, 99448, 99449, 99451, 99452**	Interprofessional internet consultation

*Allowable twice per 12-month period when visual necessity is established.

**Allowable only once per 7-day period when visual necessity is established, bill with modifier GQ or 95, as appropriate. If applicable, bill the diagnosis code with the correct eye location: left, right or bilateral.

VSP Glaucoma Approved Diagnosis Codes

Always code to the highest degree of specificity when indicating diagnosis.

If applicable, bill the diagnosis code with the correct eye location: left, right or bilateral.

Provide location modifier when required.

Glaucoma services must be billed with one of the following diagnosis codes	
H40.001	Preglaucoma, unspecified, right eye
H40.002	Preglaucoma, unspecified, left eye
H40.003	Preglaucoma, unspecified, bilateral
H40.011	Open angle with borderline findings, low risk, right eye
H40.012	Open angle with borderline findings, low risk, left eye
H40.013	Open angle with borderline findings, low risk, bilateral
H40.019	Open angle with borderline findings, low risk, unspecified
H40.021	Open angle with borderline findings, high risk, right eye
H40.022	Open angle with borderline findings, high risk, left eye
H40.023	Open angle with borderline findings, high risk, bilateral
H40.031	Anatomical narrow angle, right eye
H40.032	Anatomical narrow angle, left eye
H40.033	Anatomical narrow angle, bilateral
H40.041	Steroid responder, right eye
H40.042	Steroid responder, left eye
H40.043	Steroid responder, bilateral
H40.051	Ocular hypertension, right eye
H40.052	Ocular hypertension, left eye
H40.053	Ocular hypertension, bilateral
H40.061	Primary angle closure without glaucoma damage, right eye

H40.062	Primary angle closure without glaucoma damage, left eye
H40.063	Primary angle closure without glaucoma damage, bilateral
H40.10X0	Unspecified open-angle glaucoma, stage unspecified
H40.10X1	Unspecified open-angle glaucoma, mild stage
H40.10X2	Unspecified open-angle glaucoma, moderate stage
H40.10X3	Unspecified open-angle glaucoma, severe stage
H40.10X4	Unspecified open-angle glaucoma, indeterminate stage
H40.1110	Primary open-angle glaucoma, right eye, stage unspecified
H40.1111	Primary open-angle glaucoma, right eye, mild stage
H40.1112	Primary open-angle glaucoma, right eye, moderate stage
H40.1113	Primary open-angle glaucoma, right eye, severe stage
H40.1114	Primary open-angle glaucoma, right eye, indeterminate stage
H40.1120	Primary open-angle glaucoma, left eye, stage unspecified
H40.1121	Primary open-angle glaucoma, left eye, mild stage
H40.1122	Primary open-angle glaucoma, left eye, moderate stage
H40.1123	Primary open-angle glaucoma, left eye, severe stage
H40.1124	Primary open-angle glaucoma, left eye, indeterminate stage
H40.1130	Primary open-angle glaucoma, bilateral, stage unspecified
H40.1131	Primary open-angle glaucoma, bilateral, mild stage
H40.1132	Primary open-angle glaucoma, bilateral, moderate stage
H40.1133	Primary open-angle glaucoma, bilateral, severe stage
H40.1134	Primary open-angle glaucoma, bilateral, indeterminate stage
H40.1190	Primary open-angle glaucoma, unspecified eye, stage unspecified
H40.1191	Primary open-angle glaucoma, unspecified eye, mild stage
H40.1192	Primary open-angle glaucoma, unspecified eye, moderate stage
H40.1193	Primary open-angle glaucoma, unspecified eye, severe stage
H40.1194	Primary open-angle glaucoma, unspecified eye, indeterminate stage
H40.1210	Low-tension glaucoma, right eye, stage unspecified
H40.1211	Low-tension glaucoma, right eye, mild stage
H40.1212	Low-tension glaucoma, right eye, moderate stage
H40.1213	Low-tension glaucoma, right eye, severe stage
H40.1214	Low-tension glaucoma, right eye, indeterminate stage
H40.1220	Low-tension glaucoma, left eye, stage unspecified
H40.1221	Low-tension glaucoma, left eye, mild stage
H40.1222	Low-tension glaucoma, left eye, moderate stage
H40.1223	Low-tension glaucoma, left eye, severe stage
H40.1224	Low-tension glaucoma, left eye, indeterminate stage
H40.1230	Low-tension glaucoma, bilateral, stage unspecified
H40.1231	Low-tension glaucoma, bilateral, mild stage
H40.1232	Low-tension glaucoma, bilateral, moderate stage
H40.1233	Low-tension glaucoma, bilateral, severe stage

H40.1234	Low-tension glaucoma, bilateral, indeterminate stage
H40.1310	Pigmentary glaucoma, right eye, stage unspecified
H40.1311	Pigmentary glaucoma, right eye, mild stage
H40.1312	Pigmentary glaucoma, right eye, moderate stage
H40.1313	Pigmentary glaucoma, right eye, severe stage
H40.1314	Pigmentary glaucoma, right eye, indeterminate stage
H40.1320	Pigmentary glaucoma, left eye, stage unspecified
H40.1321	Pigmentary glaucoma, left eye, mild stage
H40.1322	Pigmentary glaucoma, left eye, moderate stage
H40.1323	Pigmentary glaucoma, left eye, severe stage
H40.1324	Pigmentary glaucoma, left eye, indeterminate stage
H40.1330	Pigmentary glaucoma, bilateral, stage unspecified
H40.1331	Pigmentary glaucoma, bilateral, mild stage
H40.1332	Pigmentary glaucoma, bilateral, moderate stage
H40.1333	Pigmentary glaucoma, bilateral, severe stage
H40.1334	Pigmentary glaucoma, bilateral, indeterminate stage
H40.1410	Capsular glaucoma with pseudoexfoliation of lens, right eye, stage unspecified
H40.1411	Capsular glaucoma with pseudoexfoliation of lens, right eye, mild stage
H40.1412	Capsular glaucoma with pseudoexfoliation of lens, right eye, moderate stage
H40.1413	Capsular glaucoma with pseudoexfoliation of lens, right eye, severe stage
H40.1414	Capsular glaucoma with pseudoexfoliation of lens, right eye, indeterminate stage
H40.1420	Capsular glaucoma with pseudoexfoliation of lens, left eye, stage unspecified
H40.1421	Capsular glaucoma with pseudoexfoliation of lens, left eye, mild stage
H40.1422	Capsular glaucoma with pseudoexfoliation of lens, left eye, moderate stage
H40.1423	Capsular glaucoma with pseudoexfoliation of lens, left eye, severe stage
H40.1424	Capsular glaucoma with pseudoexfoliation of lens, left eye, indeterminate stage
H40.1430	Capsular glaucoma with pseudoexfoliation of lens, bilateral, stage unspecified
H40.1431	Capsular glaucoma with pseudoexfoliation of lens, bilateral, mild stage
H40.1432	Capsular glaucoma with pseudoexfoliation of lens, bilateral, moderate stage
H40.1433	Capsular glaucoma with pseudoexfoliation of lens, bilateral, severe stage
H40.1434	Capsular glaucoma with pseudoexfoliation of lens, bilateral, indeterminate stage
H40.151	Residual stage of open-angle glaucoma, right eye
H40.152	Residual stage of open-angle glaucoma, left eye
H40.153	Residual stage of open-angle glaucoma, bilateral
H40.20X0	Unspecified primary angle-closure glaucoma, stage unspecified
H40.20X1	Unspecified primary angle-closure glaucoma, mild stage
H40.20X2	Unspecified primary angle-closure glaucoma, moderate stage
H40.20X3	Unspecified primary angle-closure glaucoma, severe stage
H40.20X4	Unspecified primary angle-closure glaucoma, indeterminate stage
H40.211	Acute angle-closure glaucoma, right eye
H40.212	Acute angle-closure glaucoma, left eye

H40.213	Acute angle-closure glaucoma, bilateral
H40.2210	Chronic angle-closure glaucoma, right eye, stage unspecified
H40.2211	Chronic angle-closure glaucoma, right eye, mild stage
H40.2212	Chronic angle-closure glaucoma, right eye, moderate stage
H40.2213	Chronic angle-closure glaucoma, right eye, severe stage
H40.2214	Chronic angle-closure glaucoma, right eye, indeterminate stage
H40.2220	Chronic angle-closure glaucoma, left eye, stage unspecified
H40.2221	Chronic angle-closure glaucoma, left eye, mild stage
H40.2222	Chronic angle-closure glaucoma, left eye, moderate stage
H40.2223	Chronic angle-closure glaucoma, left eye, severe stage
H40.2224	Chronic angle-closure glaucoma, left eye, indeterminate stage
H40.2230	Chronic angle-closure glaucoma, bilateral, stage unspecified
H40.2231	Chronic angle-closure glaucoma, bilateral, mild stage
H40.2232	Chronic angle-closure glaucoma, bilateral, moderate stage
H40.2233	Chronic angle-closure glaucoma, bilateral, severe stage
H40.2234	Chronic angle-closure glaucoma, bilateral, indeterminate stage
H40.231	Intermittent angle-closure glaucoma, right eye
H40.232	Intermittent angle-closure glaucoma, left eye
H40.233	Intermittent angle-closure glaucoma, bilateral
H40.241	Residual stage of angle-closure glaucoma, right eye
H40.242	Residual stage of angle-closure glaucoma, left eye
H40.243	Residual stage of angle-closure glaucoma, bilateral
H40.31X0	Glaucoma secondary to eye trauma, right eye, stage unspecified
H40.31X1	Glaucoma secondary to eye trauma, right eye, mild stage
H40.31X2	Glaucoma secondary to eye trauma, right eye, moderate stage
H40.31X3	Glaucoma secondary to eye trauma, right eye, severe stage
H40.31X4	Glaucoma secondary to eye trauma, right eye, indeterminate stage
H40.32X0	Glaucoma secondary to eye trauma, left eye, stage unspecified
H40.32X1	Glaucoma secondary to eye trauma, left eye, mild stage
H40.32X2	Glaucoma secondary to eye trauma, left eye, moderate stage
H40.32X3	Glaucoma secondary to eye trauma, left eye, severe stage
H40.32X4	Glaucoma secondary to eye trauma, left eye, indeterminate stage
H40.33X0	Glaucoma secondary to eye trauma, bilateral, stage unspecified
H40.33X1	Glaucoma secondary to eye trauma, bilateral, mild stage
H40.33X2	Glaucoma secondary to eye trauma, bilateral, moderate stage
H40.33X3	Glaucoma secondary to eye trauma, bilateral, severe stage
H40.33X4	Glaucoma secondary to eye trauma, bilateral, indeterminate stage
H40.41X0	Glaucoma secondary to eye inflammation, right eye, stage unspecified
H40.41X1	Glaucoma secondary to eye inflammation, right eye, mild stage
H40.41X2	Glaucoma secondary to eye inflammation, right eye, moderate stage
H40.41X3	Glaucoma secondary to eye inflammation, right eye, severe stage

H40.41X4	Glaucoma secondary to eye inflammation, right eye, indeterminate stage
H40.42X0	Glaucoma secondary to eye inflammation, left eye, stage unspecified
H40.42X1	Glaucoma secondary to eye inflammation, left eye, mild stage
H40.42X2	Glaucoma secondary to eye inflammation, left eye, moderate stage
H40.42X3	Glaucoma secondary to eye inflammation, left eye, severe stage
H40.42X4	Glaucoma secondary to eye inflammation, left eye, indeterminate stage
H40.43X0	Glaucoma secondary to eye inflammation, bilateral, stage unspecified
H40.43X1	Glaucoma secondary to eye inflammation, bilateral, mild stage
H40.43X2	Glaucoma secondary to eye inflammation, bilateral, moderate stage
H40.43X3	Glaucoma secondary to eye inflammation, bilateral, severe stage
H40.43X4	Glaucoma secondary to eye inflammation, bilateral, indeterminate stage
H40.51X0	Glaucoma secondary to other eye disorders, right eye, stage unspecified
H40.51X1	Glaucoma secondary to other eye disorders, right eye, mild stage
H40.51X2	Glaucoma secondary to other eye disorders, right eye, moderate stage
H40.51X3	Glaucoma secondary to other eye disorders, right eye, severe stage
H40.51X4	Glaucoma secondary to other eye disorders, right eye, indeterminate stage
H40.52X0	Glaucoma secondary to other eye disorders, left eye, stage unspecified
H40.52X1	Glaucoma secondary to other eye disorders, left eye, mild stage
H40.52X2	Glaucoma secondary to other eye disorders, left eye, moderate stage
H40.52X3	Glaucoma secondary to other eye disorders, left eye, severe stage
H40.52X4	Glaucoma secondary to other eye disorders, left eye, indeterminate stage
H40.53X0	Glaucoma secondary to other eye disorders, bilateral, stage unspecified
H40.53X1	Glaucoma secondary to other eye disorders, bilateral, mild stage
H40.53X2	Glaucoma secondary to other eye disorders, bilateral, moderate stage
H40.53X3	Glaucoma secondary to other eye disorders, bilateral, severe stage
H40.53X4	Glaucoma secondary to other eye disorders, bilateral, indeterminate stage
H40.61X0	Glaucoma secondary to drugs, right eye, stage unspecified
H40.61X1	Glaucoma secondary to drugs, right eye, mild stage
H40.61X2	Glaucoma secondary to drugs, right eye, moderate stage
H40.61X3	Glaucoma secondary to drugs, right eye, severe stage
H40.61X4	Glaucoma secondary to drugs, right eye, indeterminate stage
H40.62X0	Glaucoma secondary to drugs, left eye, stage unspecified
H40.62X1	Glaucoma secondary to drugs, left eye, mild stage
H40.62X2	Glaucoma secondary to drugs, left eye, moderate stage
H40.62X3	Glaucoma secondary to drugs, left eye, severe stage
H40.62X4	Glaucoma secondary to drugs, left eye, indeterminate stage
H40.63X0	Glaucoma secondary to drugs, bilateral, stage unspecified
H40.63X1	Glaucoma secondary to drugs, bilateral, mild stage
H40.63X2	Glaucoma secondary to drugs, bilateral, moderate stage
H40.63X3	Glaucoma secondary to drugs, bilateral, severe stage
H40.63X4	Glaucoma secondary to drugs, bilateral, indeterminate stage

H40.811	Glaucoma with increased episcleral venous pressure, right eye
H40.812	Glaucoma with increased episcleral venous pressure, left eye
H40.813	Glaucoma with increased episcleral venous pressure, bilateral
H40.821	Hypersecretion glaucoma, right eye
H40.822	Hypersecretion glaucoma, left eye
H40.823	Hypersecretion glaucoma, bilateral
H40.831	Aqueous misdirection, right eye
H40.832	Aqueous misdirection, left eye
H40.833	Aqueous misdirection, bilateral
H40.89	Other specified glaucoma
H40.9	Unspecified glaucoma
H42	Glaucoma in diseases classified elsewhere
Q15.0	Congenital glaucoma

VSP EASYOPTIONS

VSP EasyOptions is an enhancement to the VSP Signature and Choice plans that enables doctors and patients to customize VSP materials coverage to meet the patient's lifestyle and visual needs.

Eligibility & Authorization

Obtain eligibility on [eyefinity.com](https://www.eyefinity.com) or by calling VSP at **800.615.1883**.

When retrieving an authorization, an alert box will appear on [eyefinity.com](https://www.eyefinity.com) and the VSP Patient Record Report will show VSP EasyOptions under Plan Details.

Exam Coverage

The VSP EasyOptions enhancement does not affect exam coverage. Refer to the VSP Patient Record Report for exam coverage information.

Materials Coverage

Potential materials coverage upgrades with VSP EasyOptions vary by client, and are shown on the VSP Patient Record Report. Example upgrades include but are not limited to:

- Fully covered progressive lenses, or
- Fully covered photochromic lenses, or
- Fully covered anti-reflective coating, or
- Increased frame allowance, or
- Increased contact lens allowance

Assist the patient with frame and lens selection as normal, and then determine which upgrade provides the best value for the patient. Charge the patient for the other choices/upgrades as normal for their plan.

Note: If the client already covers Standard Progressive under the base plan, then only Premium and Custom Progressives are available under EasyOptions.

Reimbursement

You'll be reimbursed for exam and materials according to the patient's Signature or Choice Plan coverage as normal. The best value for the patient will be calculated upon claim submission, and this selection will show on your VSP Explanation of Payment as "EasyOptions—[name] Upgrade." Other upgrades will show as "EasyOptions—No Upgrade."

Client Exception

Some clients may also have an additional \$50 frame allowance upgrade for Marchon/Altair frames. You will see this upgrade on the VSP Patient Record Report under Plan Details.

VSP ELEMENTS PROGRAM®

VSP Elements is a covered-in-full program that supports the pediatric vision essential health benefit under the Affordable Care Act (ACA). Featuring Otis & Piper™ Eyewear, VSP Elements offers a covered-in-full annual eye exam and quality eyewear from a collection of frames designed specifically for children.

Enrollment/Doctor Participation

VSP Elements can be offered to patients with a Signature, Choice, or Advantage Plan. Only participating Choice Network doctors can provide services to VSP Elements patients with the Choice Plan. Only participating Advantage Network doctors can provide services to VSP Elements patients with the Advantage Plan.

Plan Type

Refer to the Patient Record Report to determine which Plan type the patient has. For Cigna Vision Patients, refer to the [Cigna Quick Reference Chart](#) on VSPOnline at eyefinity.com.

Eligibility & Authorization

COPAYS

Copay information is provided on the Patient Record Report when you obtain an authorization.

EXAM COVERAGE

Covered comprehensive eye exams are generally available to patients once every 12 months on a calendar year basis. Other exam frequencies can also be accommodated. Refer to the Patient Record Report for specific coverage details.

MATERIALS COVERAGE

VSP Elements coverage is for children typically age 0 to 19 and includes covered prescription lenses and a frame. Covered-in-full frames are available from the Otis & Piper Eyewear Collection. Patients can select a non-Otis & Piper frame, but it will not be covered ([see Out-of-Kit Frames below](#)). Contact lenses in lieu of eyeglasses are also covered with a minimum three-month's supply for varying modalities ([see Contact Lenses below](#)). Please review your patient's coverage before providing materials.

Patients are also be eligible for savings on additional services and materials ([see Value-Added Benefits below](#)).

LENSES

Single vision, bifocal, trifocal, or lenticular lenses in polycarbonate, plastic or glass are covered, as well as UV protection and scratch-resistant coatings. You receive a combined \$25 lens and frame dispensing fee for covered lenses.

All orders for VSP Elements patients must be fulfilled at VSPOne™ Columbus.

Note: VSP only covers lenses that meet the minimum prescription criteria.

VSP's minimum prescription criteria:

The combined power in any meridian is ± 0.50 diopters or greater in at least one eye or one of the following exceptions occurs:

- Necessary prism of 0.50 diopters or greater in at least one eye
 - Anisometropia is 0.50 diopters or greater
 - Cylinder power is ± 0.50 diopters or greater
-

LENS ENHANCEMENTS

In addition to polycarbonate, UV protection and scratch-resistant coatings, some clients may also cover the following tints. Refer to the Patient Record Report for specific coverage details.

- Photochromic lenses
- Solid and gradient tints

If the patient chooses a lens enhancement not covered by the plan, charge the patient according to the appropriate Lens Enhancements Charts ([Signature](#), [Choice](#), or [Advantage](#)) depending on the network selected as indicated on the Patient Record Report.

COVERED FRAMES

Frames from the [Otis & Piper Eyewear Collection](#) are covered for patients and will be lab supplied through VSPOne Columbus. You receive a combined \$25 lens and frame dispensing fee.

To ensure correct claims processing, enter \$0.00 for both wholesale and retail amounts and choose lab supplied frame option.

To request an Otis & Piper frame kit, contact Altair® at **800.505.5557**.

Frame Warranty

An unlimited warranty is included with the frame.

OUT-OF-KIT FRAMES

Elective Frame

A patient has the option of providing their own frame or purchasing a non-Otis & Piper frame from you at 80% of U&C. If the patient purchases a non-Otis & Piper frame, it would be a private transaction and the frame will not be covered by VSP. You'll still receive a combined \$25 dispensing fee for the lens and frame, regardless of the frame brand selected. The benefit for lenses and a frame will be exhausted for the patient's eligibility period. An out-of-kit frame selected due to cosmetic reasons, such as style, color and/or design are not covered and a private transaction at 80% of U&C.

Lenses, as outlined in the lens section, will still be covered under VSP Elements.

Medically Necessary Frame:

Out-of-kit frames are allowed and covered if medically necessary due to frame material allergies and/or the appropriate eye size is unavailable within the kit selection. For Signature and Choice plans, you receive your dispensing for lenses and frame, plus the wholesale cost. Advantage frames are reimbursed up to 55% of your billed amount.

Use a KX modifier to indicate medical necessity, and be sure to complete the frame section and provide your wholesale frame cost. Document the reason for medical necessity in the patient's chart for audit purposes.

CONTACT LENSES

Elective Contact Lenses

VSP Elements provides coverage for contact lens services and materials in lieu of prescription glasses with a minimum three-month's supply (limited to two boxes of lenses) for the following modalities:

- Standard (one pair annually)
- Monthly (six-month supply)
- Bi-weekly (three-month supply)
- Dailies (three-month supply)

To qualify, patients must first be eligible for contact lenses and meet the minimum prescription requirement. Refer to the Patient Record Report for the patient's specific type of coverage. The contact lens exam (fitting and evaluation) is covered in full. Providers will be reimbursed 85% of their U&C fees for the contact lens exam, and 100% for materials up to the quantity allowed.

Standard contact lens coverage exclusions apply, including corneal refractive therapy, orthokeratology, contact lenses for myopia management, plano, and replacement of lost or damaged lenses.

When submitting a paper claim, please indicate the contact lens modality and number of boxes in Box 19 on the [CMS-1500 claim form](#).

Note: Contact lens exam services are also known as the contact lens fitting and evaluation, or F&E. These services are separate from the WellVision Exam and should be dispensed only to patients who wear or want to wear contact lenses and specifically request a contact lens exam.

Visually Necessary Contact Lenses

We'll cover contacts in full for patients meeting the established necessary contact lens benefit criteria if those patients are eligible for materials on the date of service. Refer to the [Visually Necessary Contact Lenses](#) section in the VSP Manual for more information.

Don't balance bill your patient. Apply material (spectacle lenses and frame) copays for necessary contact lenses, unless otherwise specified.

Visually necessary contact lenses aren't typically covered for patients who've received any elective cosmetic surgery, such as LASIK, PRK, or RK.

Note: For Visually Necessary Contact Lenses and Covered Contact Lenses, VSP will only cover an annual supply of materials based on the manufacturer's replacement schedule.

Lab

Use of private labs or In-Office Finishing equipment is not permitted for VSP Elements patients. All orders must be submitted to VSPOne Columbus, regardless of frame brand selected.

Low Vision

Some VSP Elements clients provide this coverage. Low vision evaluations and aids are covered for eligible enrollees. Pre-service verification is required. Submit a [Low Vision Verification Form](#).

A low vision evaluation is covered for members who present with moderate, severe, or profound visual impairment. A low vision evaluation includes, but is not limited to, a detailed case history, effectiveness of any low vision aids in use, visual acuity in each eye with best spectacle correction, steadiness of fixation, assessment of aids required for distance vision and near vision, evaluation of any supplemental aids, evaluation of therapeutic filters, development of treatment, counseling of patient, and advice to patient's family (if appropriate).

Note: The diagnosis code describes the level of visual impairment in each eye. The AMA defines the level of visual impairment using best corrected visual acuity (BCVA) and/or visual field limitation. For example, severe visual impairment ranges are BCVA from 20/200 to 20/400, or visual field of 20 degrees or less, whichever is worse. Profound visual impairment ranges are BCVA 20/500 to 20/1000, or visual field of 10 degrees or less. VSP follows these guidelines for low vision coverage.

LOW VISION EVALUATION AND AIDS COVERAGE

We'll cover an annual low vision evaluation and aids if your patient's best corrected visual acuity is 20/70 or worse in at least one eye, or if there is a visual field of 20 degrees or less, or a hemianopsia. The request and claim should contain the correct low vision diagnosis code(s).

Don't use the low vision coverage to provide conventional glasses or additional contact lenses. Lenses must be either specialty low vision lenses, or glasses specifically designed for use in conjunction with low vision aids. VSP's minimum prescription requirements apply. Please include a manufacturer's invoice when submitting a [Low Vision Verification Form](#).

ELIGIBILITY & AUTHORIZATION

If your patient meets the benefit criteria above and is eligible for low vision services, obtain a case number. To get one, complete a [Low Vision Verification Form](#). A copy of the invoice or catalog page is needed for each low vision aid requested. Fax the form to **916.851.4733**. Or mail this form to: VSP, PO Box 997100, Sacramento, CA 95899.

LOW VISION EXAM COVERAGE

Coverage includes an annual low vision evaluation. There's no copay.

LOW VISION MATERIALS COVERAGE

Coverage includes all appropriate low vision aids, including prescription services and optical/non-optical aids.

SUBMITTING CLAIMS/BILLING & REIMBURSEMENT

Submit low vision claims using our electronic claims submission system. You'll need an authorization number, which can be found on the Benefit Authorization notice. Indicate the case number in Box 23 located on the Diagnosis and Services screen.

For proper payment, bill all covered services with the appropriate CPT or HCPCS codes from this list.

Bill with the appropriate diagnosis codes and modifier KX. Visual necessity must be documented in the patient's file.

Low Vision Evaluation	
92499	Unlisted ophthalmological service or procedure

Fitting of Low Vision Aids (not reimbursed separately; payment is bundled with aids)	
92354	Fitting of spectacle mounted low vision aid; single element system
92355	Fitting of spectacle mounted low vision aid; telescopic or other compound lens system
Low Vision Aids	
V2600	Hand held low vision aids and other non-spectacle mounted aids
V2610	Single lens spectacle mounted low vision aids
V2615	Telescopic and other compound lens systems, including distance vision, telescopic

Note: Low vision claims must be submitted on a separate claim from routine vision. CPT and HCPCS codes are not selectable from the drop-down box and must be manually entered.

Value-Added Benefits

The following are considered a private transaction between you and your patient. Your patient is fully responsible for the payment.

EXAM SERVICES

Deduct 20% on additional eye exams, including if only a refraction is performed.

MATERIALS

Charge 80% of U&C for additional materials when complete pairs of prescription glasses and non-prescription sunglasses or blue light filtering glasses, are dispensed within 12 months of the exam. The benefit:

- is based on your total U&C fee.
- is unlimited for 12 months on or following the date of the last covered eye exam.
- is available through any VSP doctor. Use professional judgment when evaluating prescriptions from another provider. You may request an additional exam at a 80% of your U&C fee.
- applies to prescription and non-prescription lenses.
- doesn't apply to cleaning products or repairs of prescription lenses or frames.

CONTACT LENS SERVICE BENEFIT

Charge 85% of U&C on all elective, and replacement contact lens services. The benefit:

- is subtracted from your U&C fee for evaluation/fitting services;
- is unlimited for 12 months on or following the date of the covered eye exam;
- is available only through a VSP Network Doctor. Use professional judgment when evaluating prescriptions from another provider. You may request an additional exam at 80% of your U&C fee;
- does not apply to materials, solutions, cleanings, and service agreements.

VSP LASER VISIONCARESM PROGRAM

- Members receive a complimentary screening as well as preoperative and postoperative services through participating VSP doctors.
- The program includes access to either Photorefractive Keratectomy (PRK) or Laser In-Situ Keratomileusis (LASIK) at a reduced cost, up to a maximum fee to the patient of \$1,500 per eye for PRK, \$1,800 per eye for LASIK, and \$2,300 per eye for Custom LASIK with wavefront technology using microkeratome, Custom PRK or Bladeless LASIK.
- If the laser center is offering a temporary price reduction, VSP members will receive 5% off the advertised price if it is less than the usual discount price.
- Please see the **Laser VisionCare** program page on **VSPOnline** for information on how to participate or for a list of participating facilities.

Sales Tax

Charge sales tax to your patients, as you normally would, based on your state's sales tax laws and regulations. Refer to Sales Tax under Dispensing and Patient Options on VSPOnline for more information.

Coordination of Benefits (COB)

Coordination of Benefits is not allowed when VSP Elements is the secondary benefit.

Authorization Effective Dates

For some VSP Elements patients, authorizations will expire on the last day of the month in which they are issued. You'll receive an "Invalid Authorization" error message in eClaim if you submit a claim for a date of service not within the effective dates. If this happens, obtain a new authorization valid for the date of service and resubmit.

Practice Management Software

VSP Elements claims for exam, lenses and frames may be submitted through a Practice Management Software System. Claims for contact lens materials may NOT be submitted through a Practice Management Software system, at this time, even if integrated with Eyefinity because they will not process for correct payment. To ensure proper payment, submit contact lens claims directly through **eClaim** on Eyefinity or on paper. Contact Eyefinity for questions at **800.942.5353**.

Redos

Orders should be returned to VSPOne Columbus. Contact the lab at **800.251.5150** for additional information.

If you need to return a defective Otis & Piper frame, contact the lab for return instructions. If a patient wants to change a frame, the lab will do a one-time redo at no charge.

REDOS DUE TO LAB ERROR

Within 60 days, redos will be expedited and redone at no cost. Call VSPOne Columbus at **800.251.5150** with any questions.

REDOS DUE TO DOCTOR OR STAFF ERROR

You'll be charged \$10 for redos due to doctor or staff error within 60 days. Do not charge the patient for the redo. Call VSPOne Columbus for complete details.

REDOS DUE TO PRESCRIPTION CHANGES

Lens redos due to prescription changes within 60 days are a private transaction between your practice, the patient, and the lab. VSP**One** Columbus will complete a redo for \$10 or you may use another lab of your choice on a private basis.

Do not send the order back to the lab. Lab will redo lenses and send them to you so you can replace old lenses.

VSP EXAM PLUS PLANSM AND VSP EXAM PLUS WITH ALLOWANCES PLANSM

VSP Exam Plus PlanSM

EXAM COVERAGE

Exam Plus patients are covered for a comprehensive eye exam.

MATERIALS

The benefits below are considered a private transaction between you and your patient. Your patient must pay for any additional items.

- Patients are eligible for complete sets of prescription glasses or plano (non-prescription) sunglasses from a VSP doctor within 12 months of the last eye exam at 80% of U&C. The benefit:
 - Is unlimited for 12 months on or following the date of the last eye exam.
 - Use professional judgment when evaluating prescriptions from another doctor. You can request an additional routine exam at 80% of U&C.
 - Deduct 20% on additional eye exams, including if only a refraction is performed.
 - Doesn't apply to cleaning products or repairs of prescription lenses or frames.
- Patients are eligible for contact lens exam services (F&E) and follow-up services at 85% U&C. The benefit:
 - Applies to services for prescription lenses only.
 - Is unlimited for 12 months on or following the date of the last eye exam.
 - Use professional judgment when evaluating prescriptions from another doctor. You can request an additional routine exam at 80% of U&C.
 - Doesn't apply to contact lens materials, solutions, cleaning products, or service agreements.

VSP Exam Plus With Allowances PlanSM

EXAM COVERAGE

VSP Exam Plus With Allowance patients are covered for a comprehensive eye exam.

MATERIALS COVERAGE

Lenses and Frames

Patients are eligible for prescription lens, lens enhancements **and/or** frame (complete pair not required), plus they have a group-specific schedule of allowances. The lens allowance is applied to the complete lens service—including both the base lens and any lens enhancements selected.

VSP only covers frames that are used for prescription lenses that meet VSP's minimum prescription criteria (refractive error is at least +/- 0.50 diopter), unless the patient has plano coverage.

The benefit is available for 12 months on or following the date of the last covered eye exam, however the allowance schedule applies only once. Deduct 20% from the materials first, then apply the allowance.

Contact Lenses

Charge patients with Elective Contact Lens (ECL) or Visually Necessary Contact Lens (NCL) coverage 85% U&C for contact lens exam services (evaluation/fitting services and follow-up services). You may charge your U&C fees for contact lens materials. Elective or visually necessary contact lenses are chosen in place of a complete set of prescription glasses. Your patient must pay any costs over the allowances listed in their client-specific schedule of allowances.

LAB

Lab work is handled privately. You may provide lenses through any lab, including in-office labs.

VALUE-ADDED BENEFITS

The Value-Added benefits below are considered a private transaction between you and your patient. Your patient must pay for any additional items.

- Patients are eligible for additional complete pairs of prescription glasses and non-sunglasses and blue light filtering glasses, from any VSP doctor within 12 months of the last eye exam at 80% of U&C. The benefit:
 - Is unlimited for 12 months on or following the date of the last eye exam.
 - Use professional judgment when evaluating prescriptions from another doctor. You can request an additional routine exam at 80% of U&C.
 - Deduct 20% on additional eye exams, including if only a refraction is performed.
 - Doesn't apply to cleaning products or repairs of prescription lenses or frames.
- Patients are eligible for contact lens exam services (F&E) and follow-up services at 85% of U&C. The benefit:
 - Applies to services for prescription lenses only.
 - Is unlimited for 12 months on or following the date of the last eye exam.
 - Use professional judgment when evaluating prescriptions from another doctor.
 - Doesn't apply to contact lens materials, solutions, cleaning products, or service agreements.

SUBMITTING CLAIMS/BILLING & REIMBURSEMENT

VSP Exam Plus With Allowances

- Your patient pays the amount above their allowance. You may charge your U&C fees for contact lens materials. Progressive lenses are reimbursed at the bifocal allowance.
- For patients with combined allowances, bill all services at the same time so your patients get their full benefits. Remaining allowances can't be carried forward. The combined allowance applies to only one set of services. Your patients may use their benefits for a complete pair of prescription glasses or contact lens fitting/materials.

SUBMITTING THE CLAIM ELECTRONICALLY

Glasses:

Bill using our electronic claims submission system.

- Complete the Invoice Services page and select Non-VSP lab (Private Invoice).
- Click on the Calculate HCPCS and Continue button.
- Complete the Diagnosis and Services page by entering your full U&C fees next to the appropriate CPT/HCPCS code.

Contact Lenses:

Bill using our electronic claims submission system.

- Choose the type of contacts dispensed.
- If contact lens evaluation/fitting services were provided, show this in the dropdown.
- Click on the Calculate HCPCS **and Continue** button.
- Complete the Diagnosis and Services page by entering your full U&C fees next to the appropriate CPT/HCPCS code.
- Please see the [Necessary Contact Lens Benefit Criteria section](#) of your VSP Provider Reference Manual for more information regarding benefit criteria and claim submission.

SUBMITTING THE CLAIM ON PAPER**Glasses:**

- Enter your full U&C fees next to the right CPT/HCPCS code.
- Complete the **CMS-1500 Claim Form** by entering your full U&C fees next to the right CPT/HCPCS code for lens and frame.
- Enter all **eight** digits of the authorization number in **Box 23**.

Contact Lenses

- Enter your full U&C fees next to the right CPT/HCPCS code.
- Select the type of contacts dispensed.
- Enter all **eight** digits of the authorization number in **Box 23**.

VSP LASER VISIONCARESM PROGRAM

- The program includes access to either Photorefractive Keratectomy (PRK) or Laser In-Situ Keratomileusis (LASIK) at a reduced cost, up to a maximum fee to the patient of \$1,500 per eye for PRK, \$1,800 per eye for LASIK, and \$2,300 per eye for Custom LASIK with wavefront technology using microkeratome, Custom PRK, or Bladeless LASIK.
- Members receive a complimentary screening as well as pre-operative and post-operative services through participating VSP doctors.
- If the laser center is offering a temporary price reduction, VSP members will get 5% off the advertised price if that's less than the usual discount price.
- Please see the **Laser VisionCare** page under **Programs** on **VSPOnline** at **eyefinity.com** for information on how to participate or for a list of participating facilities.

LASER VISIONCARESM PROGRAM

VSP considers co-management to be an integral part of refractive surgery and encourages a co-management relationship between our VSP Laser VisionCare Doctors and Laser VisionCare Facilities. We understand there may be instances when a Laser VisionCare surgeon may determine that it would be in the patient's best interest to provide preoperative and postoperative care; therefore, VSP allows co-management flexibility.

VSP's Laser VisionCare Program provides discounted access to facilities and surgeons for most VSP members who wish to pursue laser vision correction services. There are two plans: the standard Laser VisionCare Program (discount only) and the Laser VisionCare Preferred Program.

Laser VisionCare Program (discount only)	Laser VisionCare Preferred Program
<ul style="list-style-type: none"> • Members receive a complimentary screening as well as preoperative and postoperative services through participating VSP Primary EyeCare Providers. • The program includes discounted access to either Photorefractive Keratectomy (PRK) or Laser In-Situ Keratomileusis (LASIK) at a reduced cost, up to a maximum fee to the patient of \$1,500 per eye for PRK, \$1,800 per eye for LASIK, and \$2,300 per eye for Custom LASIK with wavefront technology using microkeratome, Custom PRK, or Bladeless LASIK. • If the laser center is offering a temporary price reduction, VSP members will receive 5% off the advertised price if it is less than the usual discount price. 	<p>In addition to discounted pricing available through the Laser VisionCare Program, the patient receives an allowance that may be applied to the cost of surgery. The allowance is provided through one of the following two options:</p> <ul style="list-style-type: none"> • Per eye allowance: This option enables the member to receive an allowance toward the cost of surgery for each eye, once per eye per lifetime. • Total allowance: This option enables the member to receive an allowance toward the cost of surgery regardless if it is on one or both eyes, once per lifetime.

Note: Information about the Laser VisionCare Program is available to members and consumers at vsp.com.

Eligibility & Authorization

PATIENT COMMUNICATION

The Laser VisionCare Program emphasizes the need for a patient to visit a VSP Laser VisionCare doctor to initiate services. If you are not participating in the Laser VisionCare Program and a VSP patient inquiry about receiving services under the program, refer the patient to vsp.com or Member Services. To participate in the Laser VisionCare Program, refer to the Enrollment /Doctor Participation [section](#).

VSP contracts only with facilities and surgeons who meet our stringent quality standards. **Please don't refer members to facilities that are not in VSP's network.** Members of the LVC Preferred Program often have no benefit for out-of-network services, or a reduced allowance amount available. There is no guaranteed discount on services received from an out-of-network provider.

DETERMINING ELIGIBILITY

Select **View Plans** in the **Check Patient Eligibility** area on **eyefinity.com**. If eligible, you will see one of the two plans listed:

- Laser VisionCare Program—Discounted Services Only (nearly all VSP patients are eligible)
- Laser VisionCare Preferred Program
 - LASIK: Allowance amount \$XXX (per eye or both eyes)
 - PRK: Allowance amount \$XXX (per eye or both eyes)
 - Custom LASIK, Custom PRK with wavefront technology using microkeratome, or Bladeless LASIK: Allowance amount \$XXX (per eye or both eyes)

Note: Services are available once per eye per member's lifetime unless otherwise indicated by member's VSP coverage.

Exam Coverage

COMPLIMENTARY SCREENING

Evaluate the patient's viability for surgery. At a minimum, you are required to determine refractive error and briefly discuss laser vision correction. Laser surgery can't be guaranteed until a complete preoperative exam has been performed.

PREOPERATIVE EXAM

If you and the patient agree to proceed, perform a complete preoperative exam to obtain all clinical data required by the facility.

FACILITY SELECTION

After completing all preoperative testing, assist the patient in selecting a VSP contracted facility and surgeon with whom you are affiliated. The facility confirms eligibility and is provided with a tracking number. This number is used for the Laser VisionCare Preferred Program claim submissions or for the collection of encounter data where the patient does not have an allowance.

SURGERY

The patient is responsible for paying the facility the discounted surgery fee (less the allowance if covered by the Preferred Program). The surgery is performed at the facility by a VSP Laser VisionCare surgeon. Patient out-of-pocket expenses are not to exceed the stated maximums.

POSTOPERATIVE CARE

VSP Laser VisionCare patients should return to you for postoperative care as soon as you and the surgeon, along with the patient, agree it is appropriate.

Inform the patient about the importance of regular exams after their surgery. And don't forget—most VSP Signature Plan® patients can use their frame benefit for plano sunglasses (off the board or office stocked) after their surgery.

Note: For frame-only claim submissions, bill with diagnosis code Z46.0 (Encounter for fitting and adjustment of spectacles and contact lenses) to ensure correct claims processing.

Submitting Claims/Billing & Reimbursement

CLAIM SUBMISSION/ENCOUNTER DATA

The facility is required to submit CMS-1500 form data to VSP electronically.

COMPENSATION

The facility is responsible for paying you and the surgeon.

BILLING

Services provided as part of the Laser VisionCare process can't be billed against the members' routine benefits.

There is no charge to the patient for complimentary screening and no doctor compensation is offered, even if the patient chooses not to proceed with the surgery after the screening.

Compensation for preoperative and postoperative services is disbursed to you by the facility as part of the global fee. Do not submit a claim to VSP for services.

If the patient receives a preoperative exam and chooses not to proceed with the surgery or if you determine that the patient is not a viable candidate then:

- If the patient has Preferred Program coverage, coordinate with the facility to submit a claim to VSP for this exam.
- If the patient does not have Preferred Program coverage, you may bill the patient for the exam at 75% of your U&C fee up to \$100. There should be no charge to the patient if you would not customarily charge a private patient for this exam.

Enrollment/Doctor Participation

To participate in VSP's Laser VisionCare Program, you should:

- Maintain current TPA certification, as applicable for your state.
- Find a participating facility on VSPOnline.
- Contact facility directly to become affiliated. It is the facility's responsibility to offer laser vision correction training at no cost and to inform VSP of all changes in affiliation.

It is your responsibility to learn the facility's reimbursement policies, including compensatory fees for preoperative and postoperative services, prior to the affiliation process. All Laser VisionCare compensation is disbursed directly to you by the facility.

Once you become affiliated with a Laser VisionCare facility, the facility will explain their process for coordinating patient care. Like reimbursement, this process will vary from facility to facility.

UPDATING YOUR VSP PROFILE

After you are affiliated with a Laser VisionCare facility, you should contact providerdevelopment@vsp.com to update your profile on vsp.com.

LOW VISION

VSP's Low Vision plan offers members low vision exams and low vision aids, up to a specified maximum, every two service years. Pre-service verification is required. Submit a [Low Vision Verification Form](#).

A low vision evaluation is covered for members who present with moderate, severe, or profound visual impairment. A low vision evaluation includes, but is not limited to, a detailed case history, effectiveness of any low vision aids in use, visual acuity in each eye with best spectacle correction, steadiness of fixation, assessment of aids required for distance vision and near vision, evaluation of any supplemental aids, evaluation of therapeutic filters, development of treatment, counseling of patient, and advice to patient's family (if appropriate).

Note: The diagnosis code describes the level of visual impairment in each eye. The AMA defines the level of visual impairment using best corrected visual acuity (BCVA) and/or visual field limitation. For example, *severe* visual impairment ranges are BCVA from 20/200 to 20/400, or visual field of 20 degrees or less, whichever is worse. *Profound* visual impairment ranges are BCVA 20/500 to 20/1000, or visual field of 10 degrees or less. VSP follows these guidelines for low vision coverage.

Low Vision Evaluation and Aids Benefit Coverage

We'll cover Low Vision Evaluation and Aids if your patient's best corrected visual acuity is 20/70 or worse in at least one eye, or if there is a visual field of 20 degrees or less, or a hemianopsia. The request and claim should contain the correct low vision diagnosis code(s).

Low Vision Diagnosis Codes			
ICD-10	Description	ICD-10	Description
H53.461	Homonymous bilateral field defects, right side (homonymous altitudinal hemianopia)	H54.2X12	Low vision right eye category 1, low vision left eye category 2
H53.462	Homonymous bilateral field defects, left side (homonymous altitudinal hemianopia)	H54.2X21	Low vision right eye category 2, low vision left eye category 1
H53.469	Homonymous bilateral field defects, unspecified side (homonymous altitudinal hemianopia)	H54.2X22	Low vision right eye category 2, low vision left eye category 2
H53.47	Heteronymous bilateral field defects (hemianopsia)	H54.3	Unqualified visual loss, both eyes
H54.10	Blindness, one eye, low vision other eye, unspecified eyes	H54.40	Blindness, one eye, unspecified eye
H54.1131	Blindness right eye category 3, low vision left eye category 1	H54.413A	Blindness right eye category 3, normal vision left eye
H54.1132	Blindness right eye category 3, low vision left eye category 2	H54.414A	Blindness right eye category 4, normal vision left eye
H54.1141	Blindness right eye category 4, low vision left eye category 1	H54.415A	Blindness right eye category 5, normal vision left eye

H54.1142	Blindness right eye category 4, low vision left eye category 2	H54.42A3	Blindness left eye category 3, normal vision right eye
H54.1151	Blindness right eye category 5, low vision left eye category 1	H54.42A4	Blindness left eye category 4, normal vision right eye
H54.1152	Blindness right eye category 5, low vision left eye category 2	H54.42A5	Blindness left eye category 5, normal vision right eye
H54.1213	Low vision right eye category 1, blindness left eye category 3	H54.50	Low vision, one eye, unspecified eye
H54.1214	Low vision right eye category 1, blindness left eye category 4	H54.511A	Low vision right eye category 1, normal vision left eye
H54.1215	Low vision right eye category 1, blindness left eye category 5	H54.512A	Low vision right eye category 2, normal vision left eye
H54.1223	Low vision right eye category 2, blindness left eye category 3	H54.52A1	Low vision left eye category 1, normal vision right eye
H54.1224	Low vision right eye category 2, blindness left eye category 4	H54.52A2	Low vision left eye category 2, normal vision right eye
H54.1225	Low vision right eye category 2, blindness left eye category 5	H54.8	Legal blindness, as defined in USA
H54.2X11	Low vision right eye category 1, low vision left eye category 1		

Don't use the Low Vision benefit to provide conventional glasses or additional contact lenses. Lenses covered under the Low Vision plan must be either specialty low vision lenses, or glasses specifically designed for use in conjunction with low vision aids. VSP's minimum prescription requirements apply. Please include a manufacturer's invoice when submitting a [Low Vision Verification Form](#).

NOTE: Patients with a diagnosis of photophobia (visual discomfort) are eligible for sun filters. Lenses do not have to meet VSP's minimum prescription requirements.

H53.141 Visual discomfort, right eye; H53.142 Visual discomfort, left eye; H53.143 Visual discomfort, bilateral

Eligibility & Authorization

If your patient meets the benefit criteria above and is eligible for low vision benefits, obtain a case number. To get one, complete a [Low Vision Verification Form](#). A copy of the invoice or catalog page is needed for each low vision aid requested. Fax the form to 916.851.4733. Or mail this form to: VSP, PO Box 997100, Sacramento, CA 95899. You can find this form under the **Forms** section of the **Administration** menu on VSPOnline on eyefinity.com, or in the Tools and Forms section of this manual.

Signature Plan and VSP Choice Service Allowance: \$1,000 maximum benefit every two service years.

The maximum benefit includes coverage for two supplemental exams*. The remaining allowance is for materials.

*VSP covers additional exams if benefit dollars are available.

Exam Coverage

Coverage includes two low vision supplemental exams every two service years. We'll pay up to \$125 for each exam. Don't balance bill for this service. There's no copay.

Materials Coverage

Coverage includes an allowance for low vision aids every two years, including prescription services and optical aids. Your patient must pay any overages.

Non-covered low vision aids include, but are not limited to, the following items:

- Plano lenses (excepting lenses for patients with photophobia, as noted above)
- Fitovers/cocoons/clip-ons
- Electronic books
- Computers with voice-enhanced software
- Watches with large dials
- Lamps

Signature Plan and VSP Choice Plan: We'll pay 75% of the covered amount up to \$1,000 (minus any amount paid for supplemental exams) for each person every two service years. Bill your patient for the remaining 25% of the covered amount, plus any amount over the maximum benefit.

Patients with Sight for Students Gift Certificates: We'll pay 100% of the allowed amount up to \$1,000 for each person every two service years.

Submitting Claims/Billing & Reimbursement

Submit Low Vision claims using our electronic claims submission system. You'll need an authorization number, which can be found on the Benefit Authorization notice. Indicate the case number in Box 23 located on the Diagnosis and Services screen.

For proper payment, bill all covered services with the appropriate CPT or HCPCS codes from this list.

Low Vision Evaluation	
92499	Unlisted ophthalmological service or procedure
Fitting of Low Vision Aids (not reimbursed separately; payment is bundled with aids)	
92354	Fitting of spectacle mounted low vision aid; single element system
92355	Fitting of spectacle mounted low vision aid; telescopic or other compound lens system
Low Vision Aids	
V2600	Hand held low vision aids and other nonspectacle mounted aids
V2610	Single lens spectacle mounted low vision aids
V2615	Telescopic and other compound lens system, including distance vision telescopic, near vision telescopes and compound microscopic lens system

Note: Low vision claims must be submitted on a separate claim from routine vision. CPT and HCPCS codes are not selectable from the drop-down box and must be manually entered.

SAFETY EYECARE PLAN

There are two types of Safety EyeCare plans: the Safety Supplemental Plan and the Safety Stand-Alone Plan. Most clients that provide safety benefits purchase the Safety Supplemental Plan, in addition to our VSP Signature Plan®.

The Safety Stand-Alone Plan is similar to our Signature Plan, with two exceptions:

- Prescribed materials must meet American National Standards Institute (ANSI) standards for safety eyewear.
- Value-Added benefits don't apply to non-covered materials.

Eligibility & Authorization

SAFETY REQUIREMENTS QUESTIONNAIRE

Safety EyeCare Plan patients should fill out questionnaires about their work environments and related safety requirements before exams. A sample [Safety Requirements Questionnaire](#) is located in the **Tools and Forms** section of the **Manuals** on **VSPOnline** on **eyefinity.com**. Keep a copy of the questionnaire or the information it contains in your patient's record.

COORDINATION OF BENEFITS

There's no coordination of benefits under most Safety EyeCare Plans.

Exam Coverage

When your patient has Safety Supplemental coverage, use the patient's Signature Plan coverage for a routine eye exam and the Safety Supplemental Plan for supplemental exams. Give an intermediate or comprehensive eye exam under your patient's Safety Supplemental Plan only if that patient isn't eligible for an eye exam under the Signature Plan.

Materials Coverage

Necessary corrective lenses (i.e. single vision, bifocal, trifocal, or lenticular) in glass or plastic (CR-39) that meet the American National Standards Institute (ANSI) standards are detailed below for safety eyewear.

Certified safety eyewear, lenses and frames must meet the following standards set by ANSI, effective April 13, 2010:

Lenses	Frames
<ul style="list-style-type: none"> • No safety lenses can be less than 2mm thick at the thinnest point. This applies to any lens used in a frame marked Z87-2 and all Impact Rated Protector prescription lenses. • General Purpose Protector: Lens must be engraved with the manufacturer's 	<ul style="list-style-type: none"> • Prescription spectacles must be tested as a complete device. • Frames that meet the Impact Rated Protector requirement must bear the mark Z87-2 (a + will be required once manufacturers can change their markings and existing inventory is

<p>logo. General Purpose Protector lenses can't be less than 3.0 mm thick.</p> <ul style="list-style-type: none"> • Impact Rated Protector: Minimum of 2.0 mm thickness. Lens must be marked with the manufacturer's logo and with a plus sign (+), indicating that it meets Impact Rated Protector test requirements. • If the finished product meets the General Purpose Protector requirements, the lab is no longer required to attach a hangtag stating, "This eyewear meets the Basic Impact Requirements..." 	<p>depleted) and may be used for both General Purpose Protector and Impact Rated Protector applications.</p> <ul style="list-style-type: none"> • Detachable side shields are marked with Z87+. If side shields are permanent they don't need to be marked.
---	--

OTHER LENS ENHANCEMENTS

If your patient selects a lens enhancement that is covered with copay, . charge your patients the amount listed on the VSP Signature Plan Lens Enhancements Chart or your U&C, whichever is lower. Check the Patient Record Report. Examples of lens enhancements for patients:

- Anti-reflective coating
- UV coatings
- Blended lenses
- Progressive lenses
- Tints (Solid or Gradient)
- Oversize lenses
- Polycarbonate lenses
- Frames that exceed the frame allowance

Non-covered Items

The items below aren't a benefit under the Safety EyeCare plan and VSP will deny the claim if submitted for reimbursement:

- Contact lenses
- Everyday eyewear instead of safety materials
- Materials obtained from a non-VSP doctor, unless the group has out-of-network coverage
- Plano (non-prescription) lenses (unless otherwise indicated)
- Rimless mounting

FRAMES

After determining patient eligibility and lens needs, have your patient choose a frame from your safety selection or the ProTec Eyewear® [online catalog](#). ProTec Eyewear offers ANSI Z87-2 certified frames in a variety of styles and colors, including Titanium and wrap-around. If your practice carries ProTec Eyewear, please note that the frames in the kit are for display purposes only. All ProTec Eyewear should be ordered through a participating lab and will be supplied by the labs.

Side shields and a frame case are included with ProTec Eyewear frames at no additional cost. If a client requires permanent side shields, a comment on the Patient Record Report will indicate the requirement.

Under the Safety EyeCare plan, patients can choose a frame with detachable or permanent side shields. If the frame and shields are priced separately, add the cost of the shields to the cost of the frame to determine the total cost. Depending upon the patient's frame allowance, ProTec Eyewear frames may not be fully covered under the VSP Safety EyeCare Plan. Refer to the Patient Record Report for more information on the patient's frame allowance. Overages should be determined using the VSP Signature Plan frame overage policy.

Note: If a patient with or without the [VSP Safety Eyecare Plan](#) is interested in a frame from the ProTec Eyewear kit, you'll need the wholesale cost of the frame. To obtain wholesale costs please see the [Frame Data® Price Book](#), available through Jobson, or contact the manufacturer directly for the list price.

Uvex by Honeywell (formerly Titmus) at 800.446.1802

OnGuard (Hilco) at 800.955.6544

Wiley X, Inc. at 800.776.7842*

*If a patient that does not have the ProTec Safety Plan, is interested in a Wiley X, Inc. frame, you must contact Wiley X directly. Wiley X requires an account to be set up to sell their frames outside of the ProTec Safety Plan.

Lab

All safety orders must be sent to a participating lab:

VSP**One** Columbus

800.251.5150

2605 Rohr Road, Lockebourne, OH 43137

VSP**One** Sacramento

800.952.5518

151 Blue Ravine Rd., Folsom, CA 95630

Paper claim practices: You must order lab-supplied materials from one of the participating labs listed above.

EMERGENCY

In emergencies, you can use any lab capable of producing ANSI certified safety eyewear (see the [National Contract Lab List](#)); choose lab 100 when billing on eClaim.

Use one of the following comments when indicating emergency status:

- Patient's safety glasses are lost, stolen, or broken and he or she doesn't own a back-up pair.
- Patient needs safety glasses to work or drive and is unable to see well enough to do so and doesn't have a back-up pair of safety glasses.
- Patient's safety and well-being will be jeopardized without the immediate delivery of his or her prescription safety eyewear.

Submitting Claims/Billing & Reimbursement

SUPPLEMENTAL SAFETY EYECARE EXAMS

The level of eye exam or the evaluation and management service that you provide depends on the location and the time elapsed since the patient's last routine eye exam:

Time Since WellVision® Routine Exam	Reimbursement Percentage
Same day	No reimbursement
1 day or more	65% of the doctor's comprehensive exam fee when supplemental exam is billed*

When possible, perform your supplemental and comprehensive or intermediate exams in the same visit.

*If you choose to use 920XX codes to bill your WellVision Exams, please remember to bill refraction (92015) separately for accurate reimbursement.

STAND-ALONE SAFETY EYECARE PLAN EXAMS

Exams for Stand-Alone Safety EyeCare Plans are reimbursed at your Signature Plan comprehensive or intermediate exam payable fee.

DISPENSING FEES

Supplemental Safety EyeCare Plans have a lens dispensing fee only. The lens dispensing is reimbursed at a flat rate of \$25.

Stand-alone Safety Eyecare Plans have a lens and frame-dispensing fee that is also reimbursed at a flat rate. Both lens and frame dispensing are reimbursed at \$25 each.

PROTEC SAFETY® PLAN

The ProTec Safety Plan will be offered to new clients seeking a safety plan and also to current VSP Safety Eyecare clients as they renew their contracts. With ProTec Safety, your patients can see you for their safety eyewear needs, which provide continuity of care for your patients.

Eligibility & Authorization

SAFETY REQUIREMENTS QUESTIONNAIRE

ProTec Safety patients should complete a questionnaire about their work environments and related safety requirements before receiving safety services. You can use [VSP's Safety Requirements Questionnaire](#) if you'd like or one you've created. Keep a copy of the completed questionnaire in your patients' record.

COORDINATION OF BENEFITS

There's no coordination of benefits under the ProTec Safety plan.

Exam Coverage

ProTec Safety is a materials-only plan, so a safety exam isn't typically covered. In some cases, ProTec Safety patients may have routine VSP coverage that covers their routine exam. Please refer to the Patient Record Report for exam coverage and benefit information because different patients may have different coverage.

To receive safety eyewear, the patient's prescription must be under two years old. You can choose to require a new exam prior to providing materials based on your professional judgment. If you decide that an exam is necessary, deduct 20% from the exam.

Materials Coverage

Necessary corrective lenses (i.e. single vision, bifocal, trifocal, or lenticular) in glass or plastic (CR-39) that meet the American National Standards Institute (ANSI) standards are detailed below for safety eyewear.

ANSI REQUIREMENTS

The lenses and frames provided under this plan are certified as safe for the work environment by meeting the necessary requirements set forth by ANSI effective April 13, 2010.

Lenses	Frames
<ul style="list-style-type: none"> No safety lenses can be less than 2mm thick at the thinnest point. This applies to any lens used in a frame marked Z87-2 and all Impact Rated Protector prescription lenses. General Purpose Protector: Lens must be engraved with the manufacturer's logo. General Purpose Protector lenses can't be less than 3.0 mm thick. Impact Rated Protector: Minimum of 2.0 mm thickness. Lens must be marked with the manufacturer's logo and with a plus sign (+), indicating that 	<ul style="list-style-type: none"> Prescription spectacles must be tested as a complete device. Frames that meet the Impact Rated Protector requirement must bear the mark Z87-2 (a + will be required once manufacturers can change their markings and existing inventory is depleted) and may be used for both General Purpose Protector and Impact Rated Protector applications. Note: Detachable side shields are marked with Z87+. If side shields are

<p>it meets Impact Rated Protector test requirements.</p> <ul style="list-style-type: none"> • If the finished product meets the General Purpose Protector requirements, the lab is no longer required to attach a hangtag stating, “This eyewear meets the Basic Impact Requirements...” 	<p>permanent they don't need to be marked.</p>
--	--

LENSES

Covered Lens Enhancements

Covered lens enhancements are available and will vary depending on the patient's benefit. VSP will pay the lab for any covered lens enhancement and there's no charge to the patient. Refer to the Patient Record Report for lens enhancement coverage. In most cases, ProTec Safety patients will be covered for polycarbonate lenses.

Other Enhancements

If your patient selects a lens enhancement that is covered with copay, charge the patient your usual and customary fee (U&C) for the lens enhancement or their lens enhancement copay. (refer to the VSP Signature Plan Lens Enhancement Chart), whichever is lower. Refer to the Patient Record Report for lens enhancement coverage.

Here are several examples of lens enhancements that patients can choose to purchase for safety eyewear:

- Anti-reflective coating
- UV coating
- Blended lenses
- Tints (Solid or Gradient)
- Oversize lenses
- Progressive lenses

Non-covered Items

These options and items aren't covered under the ProTec Safety plan and VSP will deny the claim if submitted for reimbursement:

- Contact lenses
- Everyday eyewear instead of safety materials
- Materials obtained from a non-VSP doctor, unless the group has out-of-network coverage
- Plano or non-prescription lenses, unless otherwise indicated on the Patient Record Report (minimum prescription ± 0.50 diopters required for lenses)

FRAMES

Covered Frames

ProTec Safety patients must choose one of the 30 ANSI-approved frames from the ProTec Eyewear kit or [online catalog](#). ProTec Eyewear frames are fully-covered for the patient and will be supplied by a participating lab (see the Lab section for more details). Don't charge patients for any frame overages.

Non-Covered Frames

Non-covered ProTec Eyewear frames can only be dispensed, if one of the following occurs:

- The needed eye size isn't available in any of the covered frames

- None of the frames meets the hazardous work environment of your patient.
- The patient has an allergy to the standard safety frame materials used in the covered frames.

If a non-ProTec Eyewear frame is selected due to one of these circumstances, the frame is not covered in full. The patient will have a retail frame allowance of \$65 (wholesale allowance of \$25). If the member chooses a frame with a cost that exceeds both the wholesale and retail allowances, deduct 20% from the retail overage. Determine the patient's cost (if any) as you do today and collect any overages from patient.

Important! You must submit a ProTec Safety® Verification Form to VSP to document the exception.

You'll need to scroll to box 19 and select "yes" for #23. If you have a pre-certification or prior authorization number, a pop-up number will appear which must be provided to VSP. If you do not have an authorization number, please call VSP Customer Service.

ADDITIONAL MATERIALS

When a complete pair of glasses, including plano sunglasses, is dispensed within 12 months from the date of the last eye exam, charge the patient 80% of U&C for non-covered materials. Refer to the **Value-Added Benefits** in the [VSP Signature Plan®](#) section for details.

Lab

All ProTec Safety orders must be sent to a participating lab:

VSP**One** Columbus

800.251.5150

2065 Rohr Road, Lockbourne, OH 43137

VSP**One** Sacramento

800.952.5518

151 Blue Ravine Rd., Folsom, CA 95630

When billing electronically, eClaim will only offer these lab choices for ProTec Safety orders. If you don't already have an account with the lab, you may submit the order, but they may contact you for more information.

Paper claim practices: You must order lab-supplied materials from the any of the participating labs listed above.

EMERGENCY SITUATIONS

In emergencies, you can use any lab capable of producing ANSI certified safety eyewear (see the [National Contract Lab List](#)); choose lab 100 when billing on **eClaim**.

The following situations are considered emergencies. Include the reason for the emergency when submitting claims to VSP:

Use one of the following comments when indicating emergency status:

- Patient's safety glasses are lost, stolen, or broken and he or she doesn't own a back-up pair.
- Patient needs safety glasses to work or drive, is unable to see well enough to do so, and doesn't have a back-up pair of safety glasses.

- Patient's safety and well-being will be jeopardized without the immediate delivery of his or her prescription safety eyewear.

Note: If a non-ProTec frame is selected due to an emergency situation, the frame is not covered in full. To obtain wholesale costs of ProTec Eyewear safety frames please see the Frame Data® Price Book, available through Jobson, or contact the manufacturer directly for the list price.

Uvex by Honeywell (formerly Titmus) at 800.446.1802

OnGuard (Hilco) at 800.955.6544

Wiley X at 800.776.7842

Refer to the [Frame](#) section for complete details and instructions on emergency situations.

Submitting Claims/Billing & Reimbursements

LENSES

You'll receive a flat rate dispensing fee of \$25 for covered lenses. There are no additional reimbursements for dispensing progressive lenses or covered lens enhancements Use CPT code 99022 (for shipping) when submitting for progressive lenses to be reimbursed up to the maximum allowable.

FRAME

Patients must choose a covered ProTec Eyewear frame which will be supplied by a participating lab. You won't receive a dispensing fee or material reimbursement for the frame. When submitting the claim, be sure to look for the Collection with ProTec next to it (i.e. Baseline Collection – ProTec) when entering frame information on EasyFind.

Note: If a patient with or without the [VSP Safety Eyecare Plan](#) is interested in a frame from the ProTec Eyewear kit, you'll need the wholesale cost of the frame. To obtain wholesale costs please see the Frame Data® Price Book, available through Jobson, or contact the manufacturer directly for the list price.

Uvex by Honeywell (formerly Titmus) at 800.446.1802

OnGuard (Hilco) at 800.955.6544

Wiley X, Inc. at 800.776.7842*

*If a patient that does not have the ProTec Safety Plan, is interested in a Wiley X, Inc. frame, you must contact Wiley X directly. Wiley X requires an account to be set up to sell their frames outside of the ProTec Safety Plan.

COMPUTER VISIONCARESM PLAN

Computer VisionCare services are usually provided at the same time as your patient's routine eye exam to treat Computer Vision Syndrome (CVS). There are two Computer VisionCare plans: Supplemental Computer VisionCare and Computer VisionCare Only.

Eligibility & Authorization

COORDINATION OF BENEFITS

There's no coordination of benefits for services provided under the Computer VisionCare Plan.

Exam Coverage

Computer VisionCare patients should complete a questionnaire about their work environments and viewing distance from the computer before the exam. A sample [Computer VisionCare Questionnaire](#) can be found in the **Patient Education** section in the **Forms Library** area under **Administration** on **VSPOnline** on **eyefinity.com**. Keep a copy of the questionnaire or the information in your patient's record.

Supplemental Computer VisionCare patients are eligible for a supplemental exam to determine computer vision requirements in addition to the tests listed below.

Computer VisionCare Only: Patients receive a comprehensive exam and the tests listed below.

ADDITIONAL TESTS AND RECORDS

In addition to services provided under the VSP Signature Plan®, include the following tests and records with the Computer VisionCare eye exam:

- Occupational history, including viewing distances, lighting, viewing angles, and symptoms
- Binocular vision assessment (at least two of the following):
 - Near point of convergence test
 - Cover test or heterophoria test at the near working distance of the computer monitor
 - Fusion quality (assessment of fusion ranges when indicated)
- Accommodative Function (at least two of the following):
 - Facility of accommodation
 - Amplitude of accommodation
 - Plus and minus lenses to blur at the computer monitor working distance
- Refraction determination at computer viewing distance
- Dry eye discussion, when indicated (only during initial visit; no coverage for ongoing treatment)
- Other testing as indicated, to support the diagnosis

Treatment requirements

- Determination if computer glasses are indicated
- Occupational prescription, if indicated
- Recommendation regarding the visual environment and work station

- Dry eye discussion, when indicated
- Vision therapy, when indicated

Materials Coverage

Patients qualify for Computer VisionCare materials only if they have one of the following diagnoses. Claims require at least one of the following diagnosis codes.

Diagnosis	Code
Presbyopia	H52.4
Hyperopia	H52.01, H52.02, H52.03
Disorder of Accommodation	H52.511, H52.512, H52.513 H52.521, H52.522, H52.523 H52.531, H52.532, H52.533
Heterophoria	H50.50, H50.51, H50.52, H50.53, H50.54, H50.55
Astigmatism	H52.201, H52.202, H52.203 H52.211, H52.212, H52.213 H52.221, H52.222, H52.223
Disorder of Convergence	H51.0, H51.11, H51.12, H51.21, H51.22, H51.23, H51.8

LENSES

Under both plans, patients are eligible for covered lenses and a wholesale/retail frame allowance. Value-Added benefits don't apply. Materials prescribed are for **computer use only**.

Spectacle lens coverage includes:

- Minimum prescription of ± 0.50 diopters required for lenses.
- Single vision, bifocal, and trifocal specifically designed for working at a computer glass/plastic.
- Near Variable Focus lenses (VSP lens enhancement code IA or IL) are covered

Note: Although rare, some clients may choose to cover all progressives. Check the patient record report for coverage details.

- Eye sizes up to and including 60 mm.
- The prescription for Computer VisionCare materials must differ by more than ± 0.50 diopters from the patient's everyday eyewear.
- Pink I, II or Rose tints, up to 20% absorption level.

Frame

Most VSP plans provide a blended wholesale/retail allowance toward the purchase of a new frame. Patients may also use a serviceable existing frame. If the member chooses a frame with a cost that exceeds both the wholesale and retail allowances, deduct 20% from the retail coverage

Other Lens Enhancements

If your patient selects a lens enhancement that is covered with copay, charge your patient according to the VSP Signature Plan Lens Enhancements Chart or your U&C, whichever is lower. Examples of lens enhancements patients can choose:

• Blended lenses	• Oversize lenses
• Polycarbonate	• Non-pink or non-rose tints, up to 20% absorption level
• Mid or Hi-Index	• Scratch resistant coating
• UV coating	• Edge treatment
• Anti-reflective coating	

Non-covered Materials

The following items aren't benefits under the Computer VisionCare Plan. Clients may make exceptions to this list. Please check the Patient Record Report for coverage. If these items are provided, the lenses and frame will be denied.

• Everyday eyewear materials instead of Computer VisionCare materials	• Lenticular lenses
• Any tint greater than 20% absorption level, even if patients choose to incur the added cost	• Clip-on lenses
• Progressives not listed above under "Lenses"	• X-Ray lenses
• Photochromic lenses	• Didymium lenses
• Plano lenses	• Mirror/Ski coating
• Polarized	• Sunglasses

Labs

- Use VSP contract labs.
- Submit orders through eClaim at eyefinity.com.
- For redos, please check the [First-Time Doctor Redos](#) policy in Dispensing and Patient Lens Enhancements section.
- You can use non-contract labs in emergency situations only.
- Doctor in-office lens enhancements are acceptable if they follow Computer VisionCare guidelines for tints. See [Doctor In-Office Lens Enhancements](#) for details.

Submitting Claims/Billing & Reimbursement

Claims submitted under the Computer VisionCare Plan must meet the following criteria:

- All materials prescribed are for computer use only.
- Claims include at least one of the diagnoses listed above

- The prescription for Computer VisionCare materials must differ by more than ± 0.50 diopters from your patient's everyday eyewear
- A patient can't get Computer VisionCare glasses that are the same as everyday eyewear.

VSP will verify that Computer VisionCare glasses meet all requirements. Paid materials claims that don't meet the above criteria may be reversed. You may not bill your patients for claims that are reversed.

If your patient can't adjust to occupational progressive lens, benefits won't be reinstated. Payment becomes a private transaction between you and your patient.

CLAIM REIMBURSEMENT

Supplemental Computer VisionCare: When your patient has Supplemental Computer VisionCare coverage, use their routine benefit for the eye exam and the Computer VisionCare coverage for supplemental Computer Vision Syndrome testing.

Please refer to the chart below to determine your reimbursement:

Time Since WellVision® Routine Exam	Reimbursement Percentage
Same day	30% of comprehensive exam payable fee*
1 day or more	65% of comprehensive exam payable fee*

When possible, perform your supplemental and comprehensive or intermediate exams in the same visit.

*If you choose to use 920XX codes to bill your WellVision Exams, please remember to bill refraction (92015) separately for accurate reimbursement.

Computer VisionCare Only: We'll reimburse you for exams at your VSP Signature Plan comprehensive or intermediate exam payable fee.

Computer VisionCare-Related Vision Therapy

Computer VisionCare-related vision therapy provides evaluations and orthoptic and/or pleoptic sessions for patients with one of the following conditions:

- Convergence insufficiency— H51.11
- Accommodative insufficiency— H52.521, H52.522, H52.523
- Accommodative spasm— H52.531, H52.532, H52.533

Computer VisionCare-related vision therapy provides evaluations and orthoptic and/or pleoptic sessions for patients with one of the following conditions:

- Convergence insufficiency—378.83
- Accommodative insufficiency—367.50
- Accommodative spasm—367.53

If your patient meets the benefit criteria above and is eligible for Computer VisionCare-related vision therapy, please refer to the Vision Therapy section of this manual for billing instructions.

Coverage:

- VSP will pay up to a maximum of \$200.

- The \$200 allowance includes any supplemental testing. VSP does not provide coverage for supplemental testing without treatment.
- The patient is responsible for additional therapy above the \$200 allowance.
- No additional copay is required.

VISION THERAPY

Authorization

Evaluations for qualified conditions are to be submitted directly through **eClaim** with the appropriate diagnosis codes indicated.

Sessions for a patient who meets the benefit criteria and is eligible for Vision Therapy are authorized when you obtain a case number. To get one, complete a **Vision Therapy Verification Form**. Fax it to **916.851.4733**, or mail the form to: VSP, PO Box 997100, Sacramento, CA 95899. You can find this form under **Benefit Administration** in the **Forms** section of the **Administration** menu on **VSPOnline** at **eyefinity.com** or in the Tools and Forms section of this manual.

Coverage

EVALUATIONS

We'll pay a maximum of \$85 for one approved sensorimotor exam per service year. You may not balance bill the patient for any amount over the approved amount. The \$85 maximum per year for the exam is not included in the \$750 yearly vision therapy allowance described below.

SESSIONS

The number of vision therapy sessions is dependent upon pre-established benefit criteria, indicated on the Benefit Authorization Notice along with the case number. This information is available after we receive your completed **Vision Therapy Verification Form**.

For orthoptic and/or pleoptic training (therapy sessions) the maximum allowed is \$750 annually. VSP pays 75% of allowed amount, patient's responsibility is 25%. Additional sessions beyond those covered by us are a private transaction between you and your patient.

- Max allowable per session up to \$50, VSP pays 75%, patient is responsible for 25%.

NOTE: VSP pays 100% of the allowable amount for vision therapy sessions provided to patients with a Sight for Students gift certificate.

Patients with Sight for Students Gift Certificates: In addition to the sensorimotor exam, we'll pay 100% of the allowed amount for vision therapy sessions up to \$750 for each person per service year.

Submitting Claims/Billing

For Vision Therapy sessions, include the authorization number from the Benefit Authorization notice in Box 23 located on the **Diagnosis and Services** screen on **eClaim**. Also include one of the CPT procedure codes and an appropriate diagnosis code from the tables below:

Note: Vision therapy claims must be submitted on a separate claim from routine vision. CPT and HCPCS codes are not selectable from the drop-down box and must be manually entered.

SENSORIMOTOR EXAM

92060	Sensorimotor examination with multiple measurements of ocular deviation, with interpretation and report.
-------	--

Vision therapy evaluation (to report use CPT code 92060) is allowable for the following diagnoses

CD-10-CM	Description
H50.06	Alternating esotropia with A pattern
H50.07	Alternating esotropia with V pattern
H50.111	Monocular exotropia, right eye
H50.112	Monocular exotropia, left eye
H50.141	Monocular exotropia with other noncomitancies, right eye
H50.142	Monocular exotropia with other noncomitancies, left eye
H50.15	Alternating exotropia
H50.18	Alternating exotropia with other noncomitancies
H50.30	Unspecified intermittent heterotropia
H50.311	Intermittent monocular esotropia, right eye
H50.312	Intermittent monocular esotropia, left eye
H50.32	Intermittent alternating esotropia
H50.331	Intermittent monocular exotropia, right eye
H50.332	Intermittent monocular exotropia, left eye
H50.34	Intermittent alternating exotropia
H50.51	Esophoria
H50.52	Exophoria
H51.11	Convergence insufficiency
H51.12	Convergence excess
H51.8	Other specified disorders of binocular movement
H53.32	Fusion with defective stereopsis
H55.81	Saccadic eye movements
H55.82	Deficient smooth pursuit eye movements
H55.89	Other irregular eye movements

VISION THERAPY SESSIONS

92065	Orthoptic and/or pleoptic training, with continuing medical direction and evaluation.
-------	---

Vision therapy sessions (to report use CPT code 92065) are allowable for the following diagnoses:

ICD-10-CM Code	Description
H50.041	Monocular esotropia with other noncomitancies, right eye
H50.042	Monocular esotropia with other noncomitancies, left eye
H50.05	Alternating esotropia
H50.06	Alternating esotropia with A pattern

H50.07	Alternating esotropia with V pattern
H50.10	Unspecified exotropia
H50.111	Monocular exotropia, right eye
H50.112	Monocular exotropia, left eye
H50.141	Monocular exotropia with other noncomitancies, right eye
H50.142	Monocular exotropia with other noncomitancies, left eye
H50.15	Alternating exotropia
H50.18	Alternating exotropia with other noncomitancies
H50.21	Vertical strabismus, right eye
H50.22	Vertical strabismus, left eye
H50.30	Unspecified intermittent heterotropia
H50.311	Intermittent monocular esotropia, right eye
H50.312	Intermittent monocular esotropia, left eye
H50.32	Intermittent alternating esotropia
H50.331	Intermittent monocular exotropia, right eye
H50.332	Intermittent monocular exotropia, left eye
H50.34	Intermittent alternating exotropia
H50.40	Unspecified heterotropia
H50.411	Cyclotropia, right eye
H50.412	Cyclotropia, left eye
H50.42	Monofixation syndrome
H50.43	Accommodative component in esotropia
H50.51	Esophoria
H50.52	Exophoria
H50.53	Vertical heterophoria
H50.54	Cyclophoria
H50.55	Alternating heterophoria
H51.0	Palsy (spasm) of conjugate gaze
H51.11	Convergence insufficiency
H51.12	Convergence excess
H51.8	Other specified disorders of binocular movement
H52.511	Internal ophthalmoplegia (complete) (total), right eye
H52.512	Internal ophthalmoplegia (complete) (total), left eye
H52.513	Internal ophthalmoplegia (complete) (total), bilateral
H52.519	Internal ophthalmoplegia (complete) (total), unspecified eye
H52.521	Paresis of accommodation, right eye
H52.522	Paresis of accommodation, left eye
H52.523	Paresis of accommodation, bilateral
H52.529	Paresis of accommodation, unspecified eye
H52.531	Spasm of accommodation, right eye
H52.532	Spasm of accommodation, left eye

H52.533	Spasm of accommodation, bilateral
H52.539	Spasm of accommodation, unspecified eye
H53.011	Deprivation amblyopia, right eye
H53.012	Deprivation amblyopia, left eye
H53.013	Deprivation amblyopia, bilateral
H53.019	Deprivation amblyopia, unspecified eye
H53.021	Refractive amblyopia, right eye
H53.022	Refractive amblyopia, left eye
H53.023	Refractive amblyopia, bilateral
H53.029	Refractive amblyopia, unspecified eye
H53.031	Strabismic amblyopia, right eye
H53.032	Strabismic amblyopia, left eye
H53.033	Strabismic amblyopia, bilateral
H53.039	Strabismic amblyopia, unspecified eye
H53.30	Unspecified disorder of binocular vision
H53.32	Fusion with defective stereopsis
H53.33	Simultaneous visual perception without fusion
H53.34	Suppression of binocular vision
H55.01	Congenital nystagmus
H55.02	Latent nystagmus
H55.03	Visual deprivation nystagmus
H55.81	Saccadic eye movements
H55.82	Deficient smooth pursuit eye movements
H55.89	Other irregular eye movements

INTERIM BENEFITS

Interim Benefits covers services or materials for your patients when they're not eligible for services or materials under the core plan, and there's a significant prescription change. Interim benefits criteria may vary from client to client. Check your patient's interim benefits by calling VSP at **800.615.1883** before providing services or materials. Interim Benefits may be covered for exam, frame, and additional pairs of lenses, including elective contact lenses.

Exam	Lenses	Frames
Exams are approved only if your patient has interim benefits for exams and the change in prescription meets the criteria outlined under " Lenses. "	New lenses are allowed if: <ul style="list-style-type: none"> • your patient has interim benefits; • your patient meets the criteria for interim lens coverage; • you've received authorization for interim lenses. 	A new frame is allowed only if your patient has interim benefits for frames and interim lenses have been approved. Depending on your patient's coverage, frame benefits may be limited to lost or broken frames, or to prescription changes requiring a frame of a different shape or size. If a frame is approved, the benefit is limited to your patient's core plan wholesale/retail frame allowance.

Inform your patients that they must pay for services and/or materials provided if they:

- Don't qualify for the services or materials requested;
- Don't have interim benefits for the services or materials requested;
- Have interim benefits but don't meet the interim services/materials criteria;
- Have recently received laser vision correction surgery, as they are not entitled to use Interim Benefits.

Contact VSP at **800.615.1883** to obtain an authorization for interim benefits. You may need your patient's previous and new prescription, plus the current visual acuity achieved with each prescription. If approved, you'll get an authorization number.

REPAIR/REPLACE BENEFITS

Repair/Replace Benefits cover materials your patients get when they're not eligible for materials under their core plan. Refer to the Patient Record Report to determine if the patient is eligible for repair or replacement coverage. Patients are eligible if their spectacle lenses or frames are broken or damaged and need repair or replacement.

It also covers materials your patients receive when they're not eligible for materials under the core plan and they can no longer use their glasses.

Patients covered under this additional benefit may be entitled to eyeglass lens and frame repair. Frame repair includes temples only, front only, hinge, and miscellaneous repairs. The Repair Benefit may also include replacement of a complete frame and/or basic lens.

Benefit Instructions

- Patients need to bring the glasses to you before obtaining an authorization.
- You'll determine if glasses can be repaired. If they can't, replacement may be covered.

Exam	Lenses	Frames
Exams aren't covered.	<p>New lenses are allowed if:</p> <ul style="list-style-type: none"> • repair or replacement for single vision or multifocal lenses will be approved if the doctor determines the glasses can't be repaired; • the benefit is limited to the patient's core plan lens coverage. <p>Note: Contact lens repair or replacement isn't covered under this plan.</p>	<p>Replacement parts are covered if:</p> <ul style="list-style-type: none"> • frame temples, front, and/or hinges are damaged beyond repair; • the benefit is limited to the patient's core plan wholesale frame allowance. <p>Replacement of the complete frame is covered if:</p> <ul style="list-style-type: none"> • frame is damaged beyond repair or the cost of repairing the parts exceeds the cost of replacement; • the benefit will be limited to the patient's core plan wholesale/retail frame allowance.

Inform your patients that they must pay for services and/or materials provided if they:

- Aren't eligible for the services/materials requested;
- Have Repair/Replace benefits but don't meet the criteria for repair or replacement services/materials.

Authorizations

Contact VSP at **800.615.1883** to obtain an authorization for repair/replace benefits.

RETINAL SCREENING

WHAT IS RETINAL SCREENING?

Retinal screening is retinal fundus image(s) acquired by a retinal imaging device as baseline documentation of a healthy eye or to screen for potential disease(s). These images are reviewed by a Doctor of Optometry for the detection of diseases that manifest in the posterior segment of the eye.

- Retinal screening is a separate service from a patient's WellVision Exam®.
- Retinal screening is not required by medical necessity.
- Retinal screening can be incorporated as part of a patient's overall wellness care to check for disease(s) that may otherwise go undetected.
- Patients should be informed prior to services performed of any out-of-pocket cost.
- Patients have the right to decline retinal screening services.
- Retinal screening only pertains to routine, retinal fundus imaging. Scanning laser procedure such as optical coherence tomography (OCT), Heidelberg Retinal Tomography (HRT), and GDx are excluded.

Please use your best clinical judgment to determine if this service is appropriate for your patient.

Important! Retinal screening does not replace pupil dilation.

VSP Service Offerings

VSP offers four different coverage options related to retinal screening. The table below provides a summary of the services.

	Description	Billed to VSP	Reimbursement	Billing Notes
1	Routine Retinal Screening (Value-Added Feature)	No	N/A	Private pay up to \$39
2	Routine Retinal Screening Covered Benefit	Yes	Up to \$39	CPT Code 92250/52
3	Diabetic Retinal Screening (covered-in-full under VSP Primary EyeCare Plan or Diabetic Eyecare Plus Program)	Yes	Up to \$39	CPT Code 92250/52
4	Fundus Photography with Interpretation and Report	Yes	Medicare Allowable	CPT Code 92250

Coding and Billing Information

Retinal screening and fundus photography are two separate services that share the same CPT code, 92250.

- Bill CPT code 92250 with modifier 52 to report retinal screening. Modifier 52 signifies that the service is reduced. This provides a means of reporting a reduced service without disturbing the identification of the basic service.

- Bill CPT code 92250 (without modifier 52) to report fundus photography with interpretation and report.

For a summary of how to bill retinal screening to VSP please download this one-page [billing guide](#).

Routine Retinal Screening Value-Added Feature

Routine retinal screening is offered to VSP Signature Plan®, VSP Choice Plan® and VSP Advantage Plan® members as a value-added feature to complement the WellVision Exam® benefit.

ELIGIBILITY

For the value-added feature, all VSP Signature Plan, VSP Choice Plan, and VSP Advantage Plan patients are eligible.

Retinal screening is an enhancement to a patient's WellVision Exam; therefore, patients are typically eligible every 12 months. However, there are no restrictions to the number of procedures performed each year.

CHARGING THE PATIENT

Charge the patient \$39 or your U&C fee (whichever is lower) for each routine retinal screening.

SUBMITTING CLAIMS AND REIMBURSEMENT

For the value-added feature, you do not need to submit a claim. This charge is considered a private transaction between you and the patient. Be sure to check for retinal screening coverage before your patient pays out-of-pocket. Bill the WellVision Exam and any materials as you normally would.

Routine Retinal Screening Covered Benefit

Covered routine retinal screening is offered to VSP clients for purchase as an optional benefit enhancement to the WellVision Exam under their VSP Signature Plan, VSP Choice Plan, or VSP Advantage Plan.

ELIGIBILITY

Please refer to the Patient Record Report for eligibility. Retinal screening is an enhancement to a WellVision Exam; therefore, patients are typically eligible every 12 months.

CHARGING THE PATIENT

Please refer to the Patient Record Report for coverage amount and/or applicable copays.

SUBMITTING CLAIMS

Covered routine retinal screening must be billed with a patient's WellVision Exam.

When submitting claims for routine retinal screening, use CPT code 92250 with modifier 52 to bill the covered service.

REIMBURSEMENT

For eligible routine retinal screening covered benefit claims, you'll be reimbursed \$39 or your U&C fees (whichever is lower) less any applicable patient copay.

Covered-In-Full Retinal Screening for Patients with Diabetes Under VSP Primary EyeCare Plan and Diabetic Eyecare Plus Program

ELIGIBILITY

Covered-in-full retinal screening is allowable once per 12-month period for patients who have diabetes without signs of diabetic eye disease and have the VSP Signature Plan, VSP Choice Plan, or VSP Advantage Plan benefit.

Please refer to the Patient Record Report for Primary EyeCare Plan or Diabetic Eyecare Plus eligibility and coverage.

CHARGING THE PATIENT

When a patient with diabetes has Primary EyeCare Plan or Diabetic Eyecare Plus there is no copay for retinal screening.

For example, if a patient with diabetes receives a WellVision Exam and a retinal screening on the same date of service, they would only pay any applicable copay for their WellVision Exam. Your office will submit two separate authorizations – one for the exam and a separate authorization for retinal screening (billed under the Primary EyeCare Plan or Diabetic Eyecare Plus Program).

SUBMITTING CLAIMS

Retinal screening can be billed on the same day as the WellVision Exam. Retinal screening for members with diabetes is covered under VSP's supplemental medical eye care plans and must be billed with a Primary EyeCare Plan or Diabetic Eyecare Plus authorization. Bill the WellVision Exam and any materials as you normally would.

When submitting claims for retinal screening under Primary EyeCare Plan or Diabetic Eyecare Plus:

- Use CPT code 92250 and modifier 52
- Bill diagnosis code Z13.5 in the primary position and diagnosis code E10.9, E11.9, or E13.9 in the secondary position.

REIMBURSEMENT

For eligible retinal screening claims, you'll be reimbursed \$39 or your U&C fees (whichever is lower).

Fundus Photography with Interpretation and Report Covered Under VSP Primary EyeCare Plan and Diabetic Eyecare Plus Program

If retinal screening reveals disease(s) or abnormalities, the image(s) can be billed as fundus photography with interpretation and report with appropriate documentation requirements.

ELIGIBILITY*

Please refer to the Patient Record Report for [Primary EyeCare Plan](#) or [Diabetic Eyecare Plus Program](#) eligibility and coverage.

CHARGING THE PATIENT

When a patient has Primary EyeCare Plan or Diabetic Eyecare Plus Program, and a valid medical diagnosis there is no copay and the fundus photography service is covered-in full.

SUBMITTING CLAIMS

Fundus photography with interpretation and report can be billed on the same day as the WellVision Exam for eligible patients. This service is covered under VSP's supplemental medical eye care plans and must be billed with a Primary EyeCare or Diabetic Eyecare Plus authorization.

When submitting claims for fundus photography, use CPT code 92250 and a valid ICD-10-CM diagnosis code that best describes the patient's condition for which the service was performed.

Detailed information about payable diagnosis codes and documentation requirements is available in the Primary EyeCare Plan and Diabetic Eyecare Plus Program Provider Reference Manual sections.

REIMBURSEMENT

For eligible claims, you'll be reimbursed 80% of your U&C fee, up to the VSP Primary EyeCare maximum allowables.

* VSP Primary EyeCare Plan and Diabetic Eyecare Plus Program provides supplemental medical coverage. Supplemental coverage pays secondary to other medical insurance coverage. The member's medical insurance plan should be billed as the primary payer when other coverage exists, and you participate with the carrier's network.

Additional Information

What should be documented in the patient's medical record besides the digital image(s)?

In addition to the digital image(s) the medical record should contain:

- The patient's name and date of the test,
- Interpretation and report, and
- The signature of the physician

Appropriate documentation includes interpretation of the test results and a notation of the findings and assessment. When the results do not identify pathology or abnormalities, it is sufficient to document "normal fundus" (Z13.5 – Encounter for screening for eye and ear disorders).

Note: Interpretation and report is required for all retinal screening images.

WHAT HAPPENS IF THE RETINAL SCREENING REVEALS DISEASE(S) OR ABNORMALITIES?

If pathology is identified, the image(s) can be billed as fundus photography with interpretation and report with appropriate documentation requirements. Documentation should include, but is not limited to, relevant medical history, physical examination, findings and/or diagnosis, and treatment plan recommendations.

Fundus photography with interpretation and report is covered under VSP's supplemental medical eye care plans and can be billed with a Primary EyeCare or Diabetic Eyecare Plus authorization.

Detailed information about payable diagnosis codes is listed in the [Primary EyeCare Plan](#) and [Diabetic Eyecare Plus Program](#) Provider Reference Manual sections.

LIGHTCARE™ ENHANCEMENT

Eligible members can use the LightCare enhancement for plano (non-prescription), ready-made sunglasses or blue light filtering glasses instead of contact lenses or prescription glasses, exhausting both their lens and frame eligibility.

Eligibility

Eligible members will be indicated with the following comment on the **Patient Record Report**:

Note: Members may receive non-prescription ready-made sunglasses or blue light filtering glasses instead of prescription glasses. This will exhaust both lens and frame benefits.

Materials Coverage

FRAMES

Coverage includes any ready-made, doctor-supplied sunglasses or blue light filtering glasses. Apply the patient's retail frame allowance to the cost of the complete pair (lens and frame). Deduct 20% from any amount over their retail allowance. Sunglasses can be ordered if not available at the time of the member's visit. If you do not supply an inventory of ready made blue light glasses, you can refer your patient to Eyeconic.

LENSES

To cover the lenses, the patient must select the lenses included in the frame with no additional enhancements or coatings. Members wishing to change the prefabricated plano sunglass or blue light filtering lenses by adding lens enhancements (such as polarized, anti-reflective, or mirror coatings) can purchase new lenses and lens enhancements on a private-pay basis, at 80% U&C.

Submitting Claims

When submitting claims for non-prescription sunglasses or blue light filtering glasses on eClaim, indicate the order as a "frame only" order.

A diagnosis code is required for claim submission. For frame-only claim submission, use Z46.0 (Encounter for fitting and adjustment of spectacles and contact lenses) or other diagnosis code, as appropriate. Including a diagnosis code will ensure correct claims processing.

Reimbursement

For all eligible LightCare Plan Enhancement claims, you'll be reimbursed both your frame dispensing fee and a frame material fee (up to the patient's wholesale/retail frame allowance).

TELEMEDICINE

Telemedicine is the delivery of health care services using telecommunication technology to facilitate the diagnosis, consultation, treatment, education, care management and self-management of a patient's health care. This can include real-time interactions between patient and provider, the storing and forwarding of files and/or remote patient monitoring.

As telecommunications, information and medical technologies advance, opportunities for patients to access health care services via non-traditional settings continue to develop, particularly allowing patients in underserved or remote locations to access medical expertise quickly, efficiently and without travel. Additionally, telemedicine has the potential to enhance doctor-patient relationships, support ongoing care and monitoring of eye health conditions, encourage office visits when needed, improve patient engagement in treatment plans for better health outcomes and reduce costs.

VSP® supports delivery of appropriate medical eye care services via telehealth channels to supplement access to quality vision care, including evaluating opportunities to further connect members and doctors and enable providers to practice to the full scope of their licensure, utilizing telehealth channels, when appropriate.

Patient Consent

Prior to rendering telemedicine service, inform the beneficiary, obtain consent (verbal or written based individual state requirements), and maintain appropriate documentation. Best practice is written consent.

Providing Telemedicine Services

Only offer telemedicine services in states where you are licensed and practice only when permissible by federal, state and local laws within your scope of licensure – you do not have to sign up with VSP for telemedicine. If you choose, you can designate your practice as offering telemedicine services using the Office Special Interest form on **VSPOnline** on **eyefintiy.com**, which will display these services are available to members on the Find a Doctor Directory on vsp.com.

VSP reimburses providers for medical eye care services delivered via telehealth channels, including specific CPT codes covered under the Primary EyeCare PlanSM and Diabetic Eyecare Plus ProgramSM (only for appropriate conditions covered under the corresponding plan). Use your professional judgement to determine if a benefit or service is clinically appropriate to be provided via telehealth, subject to consent by the patient; allow or recommend alternate delivery options, when appropriate. Check with your liability insurance to verify if it covers telemedicine services, for your protection.

BILLABLE SERVICES

Please reference the VSP CPT codes and information in the following chart to continue providing appropriate medical eye care services to your patients via telemedicine channels. Complete CPT code details are available under the [Primary EyeCare Plan](#) and [Diabetic Eyecare Plus Program](#) detail pages.

Remember:

- All telemedicine services must have patient verbal or written consent (based on state) and documentation of their consent prior to rendering remote services.
- All images and/or videos used to make a diagnosis are required to be saved for future reference.
- Standard billing and documentation requirements must be followed for both remote and in-office services.
- Use the most appropriate CPT code that supports the service completed and appropriate modifier, when billing.
- The following services may be billed under [Primary EyeCare Plan](#) and [Diabetic Eyecare Plus Program](#) when delivered remotely:

CPT Code Range	Brief Summary Description
92002, 92004	Ophthalmological services: medical examination and evaluation, new patient bill the CPT code with a GQ or 95 modifier, as appropriate
92012, 92014	Ophthalmological services: medical examination and evaluation, established patient bill the CPT code with a GQ or 95 modifier, as appropriate.
99202-99205	Office/outpatient visit, new patient evaluation and management service bill the CPT code with a GQ or 95 modifier, as appropriate.
99211-99215	Office/outpatient visit, established patient evaluation and management service bill the CPT code with a GQ or 95 modifier, as appropriate.
99421-99423	On-line digital evaluation and management service, for up to 7 days established patient, patient initiated only billable once per patient per seven-day period per chief complaint, cannot result in another evaluation and management service within 24 hours.
99441-99443	Telephone evaluation and management service, for established patient, patient initiated, not originating from a related E/M service provided within the previous 7 days nor leading to an E/M service or procedure within the next 24 hours or soonest available appointment.
99446-99449, 99451	Interprofessional telephone/internet assessment, including health record assessment, by consulting provider only billable once per patient per seven-day period, not allowed if you have seen the patient directly within past 14 days.
99452	Interprofessional telephone/internet/electronic health record referral service(s) provided by a treating/requesting physician only billable once per patient per seven-day period.

COPAYS

Copays, if required, apply to exams only (99201-99205, 99211-99215, 99421-99423, 99441-99443). A patient's copay amount should never exceed your VSP payable fee for the service provided.

OTHER APPROVED SERVICES

For patients with Vision Therapy coverage, vision therapy sessions (CPT code 92065) can be billed when performed remotely. Be sure to refer to the Patient Record Report for coverage details.

CPT Code Range	Brief Summary Description
92065	Orthoptic and/or pleoptic training, with continuing medical direction and evaluation bill the CPT code with a GQ or 95 modifier, as appropriate.

ELIGIBILITY & SUBMITTING CLAIMS

Telemedicine services may be billed under the [Primary EyeCare Plan](#) and [Diabetic Eyecare Plus Program](#) (only for appropriate conditions covered under the corresponding plan). Check the Patient Record Report to confirm if the patient has one of these plans.

- Enter the specific procedure code and related diagnosis code(s), when completing the claim online or manually on the CMS-1500 Claim Form.
- When applicable, bill the diagnosis code with the correct eye location: left, right or bilateral.
- Bill the CPT code with a modifier to indicate the modality it was rendered, 95 synchronous or GQ asynchronous, as appropriate.

Note: VSP recognizes but does not currently support Place of Service (POS) code 02 for reporting telehealth services rendered from a distant site except when submitted on paper as a secondary for coordination of benefits. Modifiers GQ or 95 are required instead to identify telehealth services, as appropriate.

- [Standard timely filing guidelines apply](#)
- Patients choosing non-covered services should be informed of any out-of-pocket cost and asked to sign the [Patient Responsibility Statement](#) prior to receiving services. You can find the form under the Forms section of the Administration menu on **VSPOnline** on [eyefinity.com](#).

COORDINATION OF BENEFITS

VSP Primary EyeCare Plan and Diabetic Eyecare Plus Program provide supplemental medical eye care coverage to VSP patients. These plans are secondary to other medical eye insurance coverage that may reimburse you, if you are a participating provider with the patient's medical plan. Standard coordination of benefit guidelines apply. Please refer to [Coordination of Benefits](#) in this section for more information.

REIMBURSEMENT

Telemedicine services follow the appropriate payment guidelines of the benefit being billed, which include VSP Primary EyeCare Plan and Diabetic Eyecare Plus Program.

TECHNOLOGY

Use your professional judgement when selecting the appropriate telemedicine equipment, platform and technology used, adhering to federal, state and local laws to ensure patient health, safety and privacy are protected.

EYE EXAMS

LEVELS OF SERVICE

All covered services must be rendered in a VSP qualified office location. VSP follows AMA guidelines for exam requirements, as outlined in CPT. Below, you'll find guidelines, tests, and processes for each service level.

Comprehensive Exam

This level of service provides evaluation of the complete visual system with or without cycloplegia or mydriasis. A comprehensive level of service is considered to make up a single service. But you are not required to provide all of those services in one session. Where possible, record all tests with quantitative measurements.

Important! Don't charge your patients for any services included in the exam, as outlined below.

Appropriate evaluation and recording of data in each area outlined below is required. See the [Exam Documentation](#) for these requirements.

CASE HISTORY

- Your patient's chief complaint or reason for an exam (note: the chief complaint should also be the primary diagnosis on the claim and should determine whether to bill VSP for a routine exam or bill for a medical exam)
- Ocular and visual health history (your patient's and patient's family, past and present)
- General health status (e.g., significant illnesses and medical conditions)
- Current medication and medication allergies
- Visual demands for work, school, and recreation

VISUAL SYSTEM HEALTH STATUS EVALUATION

- External exam/Biomicroscopy* (anterior segment photos are a separate procedure and are not acceptable as a replacement for biomicroscopy without separate documentation of anterior segment findings)
- Visual field screening
- Tonometry (see guidelines for pediatric patients)
- Internal/Fundus exam including direct and/or indirect ophthalmoscopy, with or without dilation and, at minimum, a numerical notation of cup-to-disc ratio documented for each eye*

***Note:** We consider fundus photos and **optomap**® retinal exams to be separate procedures. They are not acceptable as a replacement for performing direct or indirect ophthalmoscopy, and they do not replace dilation for patients with diabetes or other conditions requiring dilation based on standard of care.

NEUROLOGICAL INTEGRITY

- Pupillary reflexes

- Ocular motility/Versions (versions must be recorded separately from binocular function testing)

REFRACTIVE STATUS EVALUATION

- Entering visual acuities (at 20 ft) with habitual Rx or unaided acuity, all recorded monocularly. Document monocular *distance* acuities for each eye for monovision contact lens patients.
- Determination of refractive state with best corrected visual acuities (recorded monocularly). Testing may be delegated to qualified staff under the supervision of a licensed VSP Network Doctor (as permitted by state regulation and may be done with or without DPA's (diagnostic pharmaceutical agents)
- Accommodative function is based on the doctor's professional judgment and is not an exam requirement for all patients. Any near point accommodation testing should be performed when clinically indicated.

DIAGNOSIS & TREATMENT PLAN

We require diagnosis codes and/or related descriptions, plus documentation of the diagnosis in the exam chart notes. Z01.00 and Z01.01 are not acceptable as the sole diagnosis **with a date of service on or after 10/1/15** and when there is another more appropriate refractive or medical diagnosis to use.

A diagnosis taken from an eClaim printout, CMS-1500 Form, VSP Savings Statement, or a superbill will not be acceptable unless signed or initialed by the doctor. Subjective Rx findings will not be accepted as a replacement for the written diagnosis.

Documentation of a treatment plan, by the doctor, is required in your patient's chart notes.

Intermediate Exam

Use this level of service when your patient will not benefit from all services included in a comprehensive exam. Evaluation and data recording in each area outlined below is required to qualify a service as intermediate.

CASE HISTORY

- Your patient's chief complaint or reason for an exam
- Ocular and visual health history (your patient's and family, past and present)
- General health status (e.g., significant illnesses and medical conditions)
- Current medication and medication allergies
- Visual demands for work, school and recreation

VISUAL SYSTEM HEALTH STATUS EVALUATION

- External exam
- Biomicroscopy (anterior segment photos are a separate procedure and are not acceptable as a replacement for biomicroscopy without separate documentation of anterior segment findings)
- Internal/Fundus exam including direct and/or indirect ophthalmoscopy, with or without dilation and, at a minimum, a numerical notation of cup-to-disc ratio documented for each eye*

***Note:** Fundus photos and **optomap®** retinal exams are separate procedures. They are not acceptable as a replacement for performing direct or indirect ophthalmoscopy, and they do not replace dilation for patients with diabetes or other conditions requiring dilation based on standard of care.

REFRACTIVE STATUS EVALUATION

- Determination of refractive state with best corrected visual acuities (recorded monocularly). Testing may be delegated to qualified staff under the supervision of a licensed VSP Network Doctor (as permitted by state regulation) and may be done with or without DPA's (diagnostic pharmaceutical agents)

DIAGNOSIS & TREATMENT PLAN

We require diagnosis codes and/or related descriptions, plus documentation of the diagnosis in the exam chart notes. Z01.00 and Z01.01 are not acceptable as the sole diagnosis **with a date of service on or after 10/1/15** and when there is another more appropriate refractive or medical diagnosis to use.

A diagnosis taken from an eClaim printout, CMS-1500 Form, VSP Savings Statement, or a superbill will not be acceptable unless it is signed or initialed by the doctor. Subjective Rx findings will not be accepted as a replacement for the written diagnosis.

Documentation of a treatment plan, by the doctor, is required in your patient's chart notes.

Patient Referrals

In some cases, you may need to refer your patient to another doctor, as appropriate under the circumstances. If you determine that your VSP patient needs care beyond your own scope of practice, please refer the patient to the appropriate doctor as follows:

- In case of a medical emergency, call the primary care doctor if required by your patient's medical plan, or refer your patient to the appropriate doctor. If the primary doctor and/or the appropriate doctor is/are not available, please refer your patient to a hospital emergency room.
- Provide your findings in writing and follow all referral protocols set by your patient's health plan. Typically, an HMO requires that patient referrals be coordinated by the primary care physician (PCP). However, a PPO usually allows patients to receive care from any medical provider without a PCP referral.
- Keep a copy of the referral letter in your patient's records

Evaluation and Management Services

We will cover Evaluation and Management exams under the [VSP Primary EyeCare PlanSM](#). Refer to your Physician's Current Procedural Terminology (CPT) codebook for explanation and a description of evaluation and management services.

Patients with Diabetes

The American Diabetes Association, American Optometric Association, and American Academy of Ophthalmology recommend that patients with diabetes receive an annual dilated eye exam. This exam is also a measure of clinical quality designated by the National Committee for Quality Assurance (NCQA).

We require that eye exams for VSP patients with diabetes include dilation. We recognize that at times there are good reasons for not providing a dilated exam. In those cases, documentation of the rationale for not performing dilation is required. Examples include:

- Patient refused
- Dilated exam was performed within the last 12 month
- Patient is under the care of an ophthalmologist
- Patient scheduled dilation for a later date

Additionally, communicating exam findings to a patient's primary care physician (PCP) is critical to ensuring continuity of care for patients with chronic and serious conditions. This communication also establishes you as an important part of the health care continuum and identifies your role in the care of patients with diabetes and other health conditions. To help you with this communication, we provide the optional **Primary Care Physician Communication Form**. You can find it in the **Forms Library** section of the **Administration** area on **VSPOnline**. If you prefer to use your own form, you are welcome to do so.

Please see our algorithm for [Diabetes](#), for further reference.

Note: When billing eye exams for patients with diabetes, remember to include code 3072F to indicate no evidence of retinopathy in the prior year, when applicable. Always bill 3072F with a \$0.00 charge amount.

Note: Retinal photography, such as optomap®, doesn't replace a dilated eye exam as the standard of care for a patient with diabetes.

CPT Category II Codes for Eye Exams for Patients with Diabetes

As a health-focused vision care company, VSP highly encourages providers to use CPT Category II codes. The use of Category II codes for Healthcare Effectiveness Data and Information Set (HEDIS®) performance measures helps confirm that you are providing the best quality patient care and further emphasizes the essential role Doctor of Optometry play in overall healthcare. Providing this information also decreases the administrative burden of pulling chart notes for requested patients.

WHAT ARE CPT CATEGORY II CODES?

- CPT Category II codes are tracking codes which facilitate data collection related to quality and performance measurement. They allow providers to report services based on nationally recognized, evidence-based performance guidelines for improving quality of patient care.
- CPT Category II codes describe clinical components, usually evaluation, management or clinical services.
- Category II codes are not to be used as a substitute for Category I codes.
- CPT Category II codes are comprised of four digits followed by the letter "F".

- CPT Category II codes are for reporting purposes only and are not separately reimbursable.

BILLING CPT CATEGORY II CODES

- CPT Category II codes are billed in the procedure code field, the same as CPT Category I codes.
- Bill CPT Category II codes with a \$0.00 charge amount.
- If you receive a claim denial, your reporting code will still be included in the quality measure.

When billing eye exams for patients with diabetes use the following optometry-related CPT Category II codes, when applicable:

2022F	Dilated retinal eye exam with interpretation by an ophthalmologist or optometrist documented and reviewed; with evidence of retinopathy
2023F	Dilated retinal eye exam with interpretation by an ophthalmologist or optometrist documented and reviewed; without evidence of retinopathy
2024F	Seven standard field stereoscopic retinal photos with interpretation by an ophthalmologist or optometrist documented and reviewed; with evidence of retinopathy
2025F	Seven standard field stereoscopic retinal photos with interpretation by an ophthalmologist or optometrist documented and reviewed; without evidence of retinopathy
2026F	Eye imaging validated to match diagnosis from 7 standard field stereoscopic retinal photos results documented and reviewed; with evidence of retinopathy
2033F	Eye imaging validated to match diagnosis from 7 standard field stereoscopic retinal photos results documented and reviewed; without evidence of retinopathy
3072F	Low risk for retinopathy (no evidence of retinopathy in the prior year)

HEDIS® is a registered trademark of the National Committee for Quality Assurance (NCQA) Current Procedural Terminology (CPT) Category II codes developed by the American Medical Association (AMA)

PEDIATRIC EYE EXAMS

You can perform independent diagnostic and treatment procedures if a child's history indicates a development lag or learning problem. Please refer to the [Supplemental Testing](#) section.

Note: You can bill the following services at the comprehensive exam level if all parts of the age-related exam are completed and documented.

The medical record should be complete and legible, and each encounter should include the date of service and legible identity of the provider performing the service and their signature or electronic identifier. The patient's medical record is considered incomplete without the doctor's authentication that the information is a true and accurate representation of the service provided.

Infants and Toddlers (Birth to 2 years and 11 months)

CASE HISTORY AND VISUAL SYSTEM HEALTH

Case History	Visual System Health Status Evaluation
<ul style="list-style-type: none"> • Visual and ocular history • Prenatal, perinatal, and postnatal general health history • Current medications and medication allergies • Family eye and medical histories • Child's developmental history • Time spent outdoors, on near work and screen viewing • Names of, contact information for, patient's other health care providers 	<ul style="list-style-type: none"> • External exam • Biomicroscopy (anterior segment photos are separate procedures. They're not acceptable in place of biomicroscopy without separate documentation of anterior segment findings) • Internal/Fundus exam including direct and/or indirect ophthalmoscopy with or without pupillary dilation and at minimum, a numerical notation of cup-to-disc ratio documented for each eye* • Pupillary reflexes • Binocularity – ocular alignment (cover test, Hirschberg, Krimsky, Bruckner, Stereopsis, near point of convergence) Any of test is sufficient • Ocular motility/Versions (must be recorded separately from binocular function testing) • Tonometry (Tactile) – If child is cooperative <p>*Note: Fundus photos and optomap® retinal exams are separate procedures. They're not acceptable in place of performing direct or indirect ophthalmoscopy.</p>

REFRACTIVE STATUS EVALUATION

Entering and Best Corrected Visual Acuity	Refraction or Autorefraction
Suggested measure of acuity assessment,	<ul style="list-style-type: none"> • Cycloplegic retinoscopy

<p>not limited to the following (recorded monocularly):</p> <ul style="list-style-type: none"> • Fixation preference tests • Bruckner’s test • Preferential looking visual acuity test 	
---	--

Preschool Children (3 years to 5 years and 11 months)

CASE HISTORY AND VISUAL SYSTEM HEALTH

<p>Case History</p> <ul style="list-style-type: none"> • Identification and description of the chief complaint • Visual and ocular history • Prenatal, perinatal, and postnatal general health history and review of systems • Current medications and medication allergies • Family eye and medical histories • Child’s developmental history • Time spent outdoors, on sports activities, on near work and screen viewing • Names of, and contact information for, the patient’s other health care providers 	<p>Visual System Health Status Evaluation</p> <ul style="list-style-type: none"> • External exam • Biomicroscopy (anterior segment photos are separate procedures. They’re not acceptable in place of biomicroscopy without separate documentation of anterior segment findings) • Internal/Fundus exam including direct and/or indirect ophthalmoscopy with or without pupillary dilation and at minimum, a numerical notation of cup-to-disc ratio documented for each eye* • Pupillary reflexes • Ocular motility/Versions (must be recorded separately from binocular function testing) • Binocularity – ocular alignment at distance and near (cover test, Hirschberg, Krimsky, Stereopsis, near point of convergence, Positive and Negative Fusional Vergence, Accomodative convergence) Any one test is sufficient • Screening visual fields/confrontations at doctor’s discretion • Color Vision Testing – Once in lifetime • Tonometry – if child is cooperative <p>*Note: Fundus photos and optomap® are separate procedures. They’re not acceptable in place of performing direct or indirect ophthalmoscopy.</p>
---	--

REFRACTIVE STATUS EVALUATION

<p>Entering and Best Corrected Visual Acuity</p>	<p>Refraction or Autorefraction At least one, with corrected visual</p>	<p>Accommodative Function is a guideline based on the doctor’s professional judgment and not an exam</p>
---	--	---

<p>Suggested measure of quantitative acuity, not limited to the following (recorded monocularly):</p> <ul style="list-style-type: none"> • Broken wheel acuity cards • Lighthouse cards with matching blocks • HOTV test • Tumbling E chart • Snellen acuity chart 	<p>acuity as stated at left:</p> <ul style="list-style-type: none"> • Static retinoscopy • Cycloplegic retinoscopy 	<p>requirement. Any near point accommodation testing is performed when clinically indicated.</p>
---	--	--

School-Age Children (6 years to 18 years and 11 months)

CASE HISTORY AND VISUAL SYSTEM HEALTH

<p>Case History</p> <ul style="list-style-type: none"> • Identification and description of the chief complaint • Visual and ocular history • Prenatal, perinatal, and postnatal general health history • Current medications and medication allergies • Family eye and medical histories • Child's developmental history • School performance history • Time spent outdoors, on sports activities, on near work and screen viewing • Names of, and contact information for, the patient's other health care providers 	<p>Visual System Health Status Evaluation</p> <ul style="list-style-type: none"> • External exam • Biomicroscopy (anterior segment photos are separate procedures. They're not acceptable in place of biomicroscopy without separate documentation of anterior segment findings) • Internal/Fundus exam including direct and/or indirect ophthalmoscopy with or without pupillary dilation and at minimum, a numerical notation of cup-to-disc ratio documented for each eye* • Pupillary reflexes • Ocular motility/Versions (must be recorded separately from binocular function testing) • Binocularity – ocular alignment at distance and near (cover test, Hirschberg, Krimsky, Stereopsis, near point of convergence, Positive and Negative Fusional Vergence, Accomodative convergence) Any one test is sufficient • Screening visual fields/confrontations at doctor's discretion • Color Vsion Testing – Once in lifetime • Tonometry Guideline: Attempt either applanation or noncontact at the earliest age that a child is cooperative. Tactile estimations acceptable if documentation supports the reason why numerical tonometry wasn't performed. <p>*Note: Fundus photos and optomap® retinal exams are separate procedures. They're not acceptable in place of performing direct or indirect ophthalmoscopy.</p>
---	---

--	--

REFRACTIVE STATUS EVALUATION

Entering and Best Corrected Visual Acuity	Refraction	Accommodation
<p>Suggested measure of acuity assessment, any one test is sufficient. (Must be recorded monocularly):</p> <ul style="list-style-type: none"> • Bruckner's test • Snellen acuity chart • ETDRS Visual Acuity 	<ul style="list-style-type: none"> • Static retinoscopy or Auto refractor results- acceptable in non-verbal patients • Determination of refractive state with best corrected visual acuities (recorded monocularly). Testing may be delegated to qualified staff under the supervision of a licensed VSP Network Doctor (as permitted by state regulation) and may be done with or without DPA's (diagnostic pharmaceutical agents) • Cycloplegic retinoscopy 	<ul style="list-style-type: none"> • Accommodative Function is a guideline based on the doctor's professional judgment and not an exam requirement. Any near point accommodation testing is performed when clinically indicated.

SUPPLEMENTAL TESTING

Supplemental testing isn't considered routine.

Your patient may need services beyond those included in the routine exam. Please follow the requirements below when providing individually billable diagnostic and treatment services that aren't included in the routine eye exam. Please ensure that the following conditions are met:

- Procedure is associated with a medical eye-related condition and is visually, developmentally, or medically necessary for your patient.
- A CPT code has been established for the procedure.
- Procedure is covered by your patient's plan (see the [Primary EyeCare](#) or [Diabetic Eyecare Programs](#) sections for a complete list of covered services).

Note: Routine ophthalmoscopy (with or without dilation), routine tonometry, and confrontation or gross visual field screenings are part of our covered general vision services (routine exam). Please don't bill the patient separately for these services.

REQUIREMENTS FOR THE INTERPRETATION AND REPORT OF DIAGNOSTIC PROCEDURES

Some procedures require an Interpretation and Report. This report is a major part of the procedure which is being reimbursed and should be a separately identifiable document. Include the following information in your report write-up:

- **Clinical Findings** (pertinent findings of the procedure) – What did you do? What did you find? Was the procedure reliable?
- **Comparative Data** (change in condition) – If prior procedures have been performed and a comparison is possible, has the patient's condition gotten better, worse, or stayed the same?
- **Clinical Management** – Document what affect the test or procedure will have on your clinical management of the patient. For example, will you adjust medications, recommend surgery, or suggest further diagnostic testing?

EXAM DOCUMENTATION

The following exam records must be maintained:

- All exam, diagnostic, and treatment procedures should be filed in your patient's chart.
- Descriptive or quantitative data for all tests. Check marks or slash lines made on your patient's chart are not acceptable as evidence of test results, unless you check specific conditions/structures. We'll accept checking "lens, disc (with numerical cup-to-disc ratio at a minimum for each eye), fovea, and media" if the check indicates the structure has a normal appearance and function, but won't accept checking ophthalmoscopy if no results are provided.
- An itemized record of charges made to your patients for copays, eyewear overages, and contact lens overages. Keep these records in some form (paper copy, CD, electronic health records, etc.). Financial records are kept on your patient's record card, a separate ledger card, or a fee slip.
- Per HIPAA Rules, medical records must be retained and accessible for six years (ten years for Medicare managed care program providers) or as required by federal/state law, from the date of its creation or the date when it last was in effect, whichever is greater.

Acceptable VSP Exam Documentation

Actual findings for each patient must be recorded on medical exam records. All records submitted for evaluation must contain true findings. You can't alter, falsify, or add to records in any way.

Doctors using electronic record-keeping systems must record the actual results of tests and procedures done for each patient on the date of service. We won't accept computerized "default" entries. This standard applies to patients of all ages and exams of all levels.

Below, you'll find descriptive recording standards for adult (19 years and older), intermediate and comprehensive eye exams, and pediatric comprehensive exams. For pediatric exams (patients up to 18 years and 11 months), refer to [Pediatric Eye Exams](#).

You can find a sample [Patient Exam Form](#) in the **Practice Administration** section under the Administration area on **VSPOnline** on **eyefinity.com**.

Our guidelines for examination procedure and documentation requirements will supersede any specific state minimum requirements for care provided to VSP patients, except to the extent expressly limited by law.

Note: Reimbursement of a comprehensive service relies on the proper recording of all testing included in the comprehensive exam. Document the reason for any exam components that were attempted but could not be performed or the exam will be considered deficient.

The medical record should be complete and legible, and each encounter should include the date of service and legible identity of the provider performing the service and their signature or electronic identifier. The patient's medical record is considered incomplete without the doctor's authentication that the information is a true and accurate representation of the service provided.

Procedure	Recorded Data
Case History (Hx)	<ul style="list-style-type: none"> • Patient’s chief complaint or reason for exam • Ocular and visual health history (your patient and family, past and present) • General health status (e.g., significant illnesses and medical conditions) • Current medication and medication allergies • Occupational and vocational visual demands
Ophthalmoscopy	<p>At minimum, a nerve head assessment, including a numerical cup-to-disc ratio or hand-drawing of cupping is required to satisfy this requirement. If the C/D ratio is the same for each eye, indicate OU. If different for each eye, document OD and OS accordingly. Ophthalmoscopy may be done with or without diagnostic pharmaceutical agents (DPAs)*.</p> <p>In addition, we advise you record the following:</p> <ul style="list-style-type: none"> • Vascular assessment, including A/V size ratio or grading of hypertensive or arteriosclerotic retinopathy changes; • Descriptive retinal findings, macula assessment and grading of foveal reflex brightness; • Observations of media. <p>*Note: We consider Fundus photos and Optomap retinal exams separate procedures. They’re not acceptable in lieu of performing direct or indirect ophthalmoscopy.</p>
Neurological Integrity (pupil reflexes)	<p>Record descriptions of normal pupillary reflexes, such as “equal, round, reactive to light and accommodation (PERRLA),” WNL, pupils R&R (round and reactive), -APD, Ø APD, direct and consensual, and/or -Marcus-Gunn. Also, clearly record deviations from normal responses with diagnostic impressions. Measurement and documentation of pupil size in one level of illumination alone is <u>not</u> acceptable.</p>
Versions	<p>Record assessments of extraocular muscle motility, such as “full and smooth,” FROM (full range of motion), SAFE, 1-4+, unrestricted, etc., describing any deviations from normal. Must be documented separately from binocularity testing results.</p>
External/Adnexa Exam	<p>Record lids, lacrimal apparatus, sclera and conjunctiva as “clear,” describing any deviations from normal in the ocular adnexa.</p>
Biomicroscopy (SLE)	<p>When recording slit lamp exam, include a description of anterior segment, corneal clarity, media clarity or anterior chamber angle quantification.</p> <p>Anterior segment photos are separate procedures. They’re not acceptable in lieu of biomicroscopy without separate documentation of anterior segment findings.</p>
Screening Visual Fields	<p>Gross visual fields or confrontation testing is acceptable for the comprehensive level of service. Record any depressions found in the gross visual fields or confrontation testing. Record a normal finding as “negative, WNL, FTFC (full to finger count), full in all quadrants, etc.” or taken from automated visual field printouts. At</p>

	<p>minimum, a tangent screen is an acceptable device used to get gross visual fields.</p> <p>For visual field screening, at minimum, evaluate and record at least two meridians of visual field. Vision screeners that only test or measure single meridian fields won't be accepted.</p>
Tonometry	<p>Record a numerical pressure measurement for each eye, type of instrument, date and time performed. Tactile estimations of intraocular pressure are only acceptable if there's a documented reason for not having done a quantitative measurement.</p> <p>If tonometry is omitted for any reason on an adult, bill a lesser level of service. For pediatric patients, tonometry is a guideline, not a requirement. Attempt tonometry, either applanation or noncontact, at the earliest age the child is cooperative.</p>
Visual Acuity (VA)	<p>Record monocularly as:</p> <ul style="list-style-type: none"> • Entering visual acuity (at 20 ft) with habitual Rx or unaided. Document monocular distance acuities for each eye for monovision contact lens patients. • Best corrected visual acuity at distance through the subjective refraction. • If your patient can't respond properly to testing (e.g., non-verbal or illiterate) please indicate in your documentation.
Subjective Refraction	<p>Determination of refractive state with best corrected visual acuities (recorded monocularly). Testing may be delegated to qualified staff under the supervision of a licensed VSP Network Doctor (as permitted by state regulation) and may be done with or without DPA's (diagnostic pharmaceutical agents)</p> <p>Subjective refraction must be performed without spectacle or contact lenses. The only exceptions to this rule are:</p> <ul style="list-style-type: none"> • Spectacle overrefractions are acceptable if your patient can't respond properly to subjective testing (e.g., non-verbal, illiterate patients) and are recorded quantitatively. • Contact lens overrefractions are acceptable only in cases of corneal irregularity where the manifest refraction is inconclusive (keratoconus, corneal transplants, dystrophies, etc.). <p>For the above exceptions, indicate why you couldn't perform the subjective Rx.</p>
Accommodative Function	<p>Accommodative Function is a guideline based on the doctor's professional judgment and not an exam requirement. Any near point accommodation testing (pediatric and adult exams) is performed when clinically indicated.</p>
Diagnosis	<p>Document the diagnosis on the exam chart. The diagnosis must be supported by the documented clinical findings.</p> <p>Any charge to your patient for special testing procedures must be supported by a recorded diagnosis. Diagnoses, either written or coded, must have an ICD-9-CM billable code.</p> <p>Always code to the highest degree of specificity when indicating diagnosis.</p>

	<p>A diagnosis taken from an eClaim printout, CMS-1500 Form, WellVision Savings Statement, or a superbill isn't acceptable unless it's signed, initialed, or has some unique identifier by the doctor. Subjective Rx findings, a written Rx copy, or optical materials order are not acceptable in lieu of the written diagnosis.</p> <p>*Note: Z01.00 and Z01.01 are not acceptable as the sole diagnosis with a date of service on and after 10/1/15 if there is another more appropriate refractive or medical diagnosis to use.</p> <p>V72.0 is not acceptable as the sole diagnosis with a date of service on and before 9/30/15 if there is another more appropriate refractive or medical diagnosis to use.</p>
Treatment Plan	<p>The treatment plan should be consistent with the diagnosis and/or reflect the clinical findings. The treatment plan/therapies can include specific treatments or documentation that no therapy was needed.</p> <p>Documentation of a treatment plan by the doctor is required in the patient's chart notes. Record the instructions provided to your patient.</p>

Eye Health Management Program Data Requirement

Doctors are required to report Eye Health Management patient conditions through Eyefinity's eClaim, practice management software, or paper claims. Reporting will be monitored as part of the Quality Assurance (QA) process.

VSP Network Doctors will be reimbursed for the additional education and services provided to patients with certain chronic health conditions, and by reporting those conditions to VSP.

Doctors will earn:

- \$5 for reporting diabetes and/or diabetic retinopathy.
- \$2 for reporting hypertension and/or high cholesterol.

Note: Payment will not exceed \$5 and is not cumulative. If a \$5 condition and a \$2 condition are checked, then \$5 is paid. If two \$2 conditions are checked, \$2 is paid. The patient's medical record must include the applicable condition that is submitted on a claim.

Please refer to the following sections for more information on the Eye Health Management Program.

- [Eligibility and Authorization: Submitting Claims/Timelines](#)
- [Policies: Eye Health Management](#)

MEDICAL-RECORD DOCUMENTATION

Requirements

The medical-record review ensures the doctor meets our documentation requirements.

Per HIPAA Rules, VSP Network Doctors must keep all medical records and have them accessible for six years (ten years for Medicare managed care program providers) or as required by federal/state laws, from the date of its creation or the date when it last was in effect, whichever is greater.

Medical records should be complete and legible; and should include the legible identity of the provider and the date of service.

Our definition of a medical-record is: “The documentation recorded by the doctor regarding the patient’s medical history, as well as every encounter between the doctor and the patient, and all information shared with the doctor related to other encounters with other doctors.”

For example:

- Patient history questionnaires or “welcome to the office” forms;
- Exam chart notes and follow-up related to the same date of service;
- Visual field, topography, auto-refractor, auto-keratometry or tonometry either electronic or hard copy documentation;
- Referral summaries and letters;
- Optical records and lab order forms, including spectacle order forms/sheets and contact lens order forms/sheets;
- Superbills, eClaim billing printouts, or CMS-1500 Claim Forms; and
- For services provided in Long Term Care Facilities, include PCP orders.

Note: Fundus photos and Optomap retinal exams are not acceptable in lieu of performing a direct or indirect ophthalmoscopy. These are considered separate procedures.

Anterior Segment photos are also considered a separate procedure from biomicroscopy; and are not acceptable in lieu of biomicroscopy without separate documentation of anterior segment findings.

Medical Record Requirements	Description
Comprehensive or Intermediate Exams meet VSP guidelines	Ensure all procedures are documented following our recording guidelines for the level of service provided (explained in the Eye Exams section). Undocumented procedures are considered not performed unless the test was attempted and there is documentation as to why results were not obtained. Examples include: the patient is non-verbal, non-responsive, illiterate, uncooperative, refused testing, etc.).
Exam and claim record is the exact date the patient was seen	The exam date and date of service on the claim must be the same date the patient was seen. Inaccurate dates on a

	claim can negatively affect your patient's vision care coverage in the future.
Past medical history	Record the patients past medical history including childhood diseases, past surgeries, illnesses, injuries, family medical history and the date of last eye exam or physical, old glasses or contact lens Rx. Note any information that's unobtainable.
Current significant illnesses and medical conditions	Document and date any significant patient illnesses or medical conditions (or the absence of chronic problems) in the medical record or <u>currently</u> updated history form.
Current medications	Clearly document and date <u>current</u> medications. Medications should relate to the patients' specific condition(s). Also record "no medications" taken by the patient
Current medication allergies and reactions	Clearly document and date <u>current</u> medication allergies or reactions. List patient allergies to medications on the patient's chart. Also record "no known medication allergies/reactions".
Subjective/objective information	Subjective information must show the patients presenting reason or complaint for the exam. Objective information documents physical findings related to the presenting complaint, including <u>both</u> normal and abnormal findings. If the patient presents with "no complaint – routine exam" the level of exam billed must meet all service requirements for that exam level.
Diagnoses and exam findings are consistent	A diagnosis must be documented for each visit and support the documented clinical findings. The diagnosis (written or coded) must be recognized as an ICD-9-CM code. *Note: Z01.00 and Z01.01 are not acceptable as the sole diagnosis with a date of service on and after 10/1/15 if there is another more appropriate refractive or medical diagnosis to use. V72.0 is not acceptable as the sole diagnosis with a date of service on and before 9/30/15 if there is another more appropriate refractive or medical diagnosis to use.
Diagnoses and treatment plan or therapies are consistent	Documentation should include all treatments, such as glasses, contact lenses, medication therapy or visual training. An order for optical materials, a written Rx copy or a note stating, 'no treatment', can meet this requirement. Treatment plans/therapies must be appropriate and consistent with the diagnosis. If a diagnosis isn't noted, the treatment plan should reflect the clinical findings.
Follow-up care/visits	Exam notes must indicate a specific time frame when your patient should return (one month, one year, etc.). Computerized recall documentation alone isn't sufficient.

	Electronic records must have recall dates present within the medical record and a Doctor identifier must also be present.
Signed entries	Indicate the doctor's initials, full signature or electronic identification on all chart notes, from the claim date forward.
No potential risk for Patient	Doctor interventions are appropriate for the clinical findings, patient history/complaints, and the diagnoses. There should be no indication that a patient was placed at potential risk due to diagnostic or therapeutic procedures given or not given.
Complete diagnostic contact lens procedures	Make sure all procedures for first-time contact lens wearers and refit patients are recorded following our recording guidelines.

Note: For California patients, include the following documentation. Refer to the [VSP Members Language Assistance Program](#) for more information.

Patient's preferred written and spoken language.	Include the patient's preferred written and spoken language on the patient history form and/or medical record.
Refusal of interpreter	If patient prefers a language that is not provided in the office and refuses the use of a trained, professional interpreter, document the refusal in the patient medical record or on the refusal form used by your office. Note: A trained, professional interpreter does not include friends or family members, unless the person is professionally trained, including knowledge of medical terminology.
Use of interpreter	Document the use of an interpreter in the patient medical record or the use of interpreter form used by your office when a person is providing interpreter services for the patient requiring interpreter services. Document who provided the interpretation (trained professional interpreter, office staff, family member, minor, friend, etc.)
Appointment timing	If an appointment is delayed or extended, note in the relevant record that a longer waiting time would not have a detrimental effect on the health of the patient.

CONTACT LENS CASE MANAGEMENT PROCEDURES

Contact lens services (evaluation/fitting) are in addition to eye exams.

Diagnostic contact lens fittings can be for a first-time contact lens wearer or a refit patient. The diagnostic fitting includes your patient's contact lens history, evaluation/fitting services, assessment, and a treatment plan. We define a contact lens refit for those patients who have worn contact lenses before but must fit into a different parameter (base curve, diameter, etc.) or different lens type (RGP to soft, spherical to toric, extended wear to daily wear, etc.).

If your patient's case is complex and you choose to refer them to another doctor, we'll reimburse you for the eye exam level of service provided. If the referral is to a doctor outside your practice and you've already billed us for a comprehensive level of service, we'll pay that doctor an intermediate exam service fee plus contact lens fees for services and materials. If you provide both services, we'll pay the global fees.

Procedures and Recording Guidelines

We require evaluation and record-keeping as outlined in each area below. Per HIPAA Rules, medical records must be retained and accessible for six years (ten years for Medicare managed care program providers) or as required by federal/state law, from the date of its creation or the date when it last was in effect, whichever is greater.

Note: The medical record should be complete and legible, and each encounter should include the date of service and legible identity of the provider performing the service and their signature or electronic identifier. The patient's medical record is considered incomplete without the doctor's authentication that the information is a true and accurate representation of the service provided.

DIAGNOSTIC CONTACT LENS FITTING

Contact lens history	Additional case history impacting the use and care of contact lenses (e.g., work conditions, desired wearing schedule, previous lenses, and solutions).
Contact lens exam services (fitting and evaluation)	<ul style="list-style-type: none"> • Keratometry • Slit lamp evaluation (SLE):** <ul style="list-style-type: none"> ▪ With diagnostic contact lenses to assess lens fit (record the diagnostic lenses through which all tests are performed) ▪ Without contact lenses to assess condition of the cornea, sclera, conjunctiva, lids, or tear film • Over-refraction performed with diagnostic contact lenses • Monocular visual acuity measurements with and without new contact lenses • Patient's subjective and/or doctor's objective response to the diagnostic lenses <p>**Note: Anterior segment photos are a separate procedure. We won't accept them in place of biomicroscopy without separate documentation of anterior segment findings.</p>

	**Note: Use of diagnostic tools such as ocular wavefront aberrometer, autorefractometer, corneal topographer and keratometer does not replace the requirement to record clinical findings in the patient's records.
Assessment	Record your clinical impressions and diagnosis.
Plan	The treatment plan is related to the assessment above and includes the following: <ul style="list-style-type: none"> • Ordering information, such as lens material and parameter: base curve, diameter, power, peripheral curves, and thickness, when applicable. • Prior to dispensing the contact lenses, verify the lens parameters, if possible. • At the time of dispensing the contact lenses, provide instructions for lens care, handling, and wearing schedule. Your patient must demonstrate at this time the ability to handle, insert, and remove the contact lenses. • Maintain complete records of financial data relating to contact lens materials, fitting, and management.

ROUTINE PROGRESS EVALUATION OR SUBSEQUENT VISITS

Contact lens history	Case history, including lens care and wearing schedule compliance
Contact lens services (evaluation/fitting)	<ul style="list-style-type: none"> • Monocular visual acuities with new contact lenses • Over-refraction, if appropriate • Slit lamp exam with and without contact lenses** • Keratometry when indicated • Lens movement and centration <p>**Note: Anterior segment photos are a separate procedure. We won't accept them in place of biomicroscopy without separate documentation of anterior segment findings.</p>
Assessment	Record your clinical impressions and diagnosis.
Plan	<ul style="list-style-type: none"> • Recommendations and advice, including the recording of any lens changes or modifications to the lens, wearing schedule, or care • Record of any financial transactions

ORDERING AND DISPENSING CONTACT LENSES

Manufacturer contact lens order	Contact lens order details to/from the manufacture to include type of contact lens ordered, unit amounts, patient for which the contacts are for and the order date.
Contact lens	<ul style="list-style-type: none"> • Date contact lens were ordered or indication of stock lenses • Brand and type of contacts ordered • Unit amounts of contacts ordered • Date, brand, type and number units dispensed
Financial records	<ul style="list-style-type: none"> • Patient name • Date of service

	<ul style="list-style-type: none">• CL brand• Type• Quantity dispensed• U&C cost per box• Amount billed to insurance• Amount paid by the patient• Method of payment
--	---

When billing VSP for contact lenses, you must keep a list of your contact lens material U&C fees and costs for services/materials (e.g. Fitting/Evaluation(s)) for reference. This must be shown to any VSP Representative upon request.

CLINICAL PRACTICE GUIDELINES (ALGORITHMS)

Note: You must follow these clinical guidelines or document your clinical justification for not following the guidelines in the patient's medical record.

Purpose and Development

The following clinical practice guidelines, known as algorithms, detail recommended procedures for administering exams and treatments. Every patient is different. So these algorithms are offered only as recommendations—they shouldn't replace the doctor's professional clinical judgment.

The algorithms were first developed by a nationwide group of optometrists and ophthalmologists using requirements from NCQA. We then augmented them following guidelines from the American Optometric Association and the American Academy of Ophthalmology.

Medical Record Documentation

We'll reference the algorithms when we evaluate practice patterns for our continuous quality-improvement initiative. If you choose to deviate from recommended procedures, your decision should be supported by detailed medical-record documentation.

- [Acute Angle Closure Glaucoma](#)
- [Age-Related Macular Degeneration \(ARMD\)](#)
- [Diabetes](#)
- [Glaucoma](#)
- [Ocular Surface Disorder](#)
- [Posterior Capsular Opacification \(PCO\)](#)
- [Recurrent Corneal Erosion](#)

Acronyms

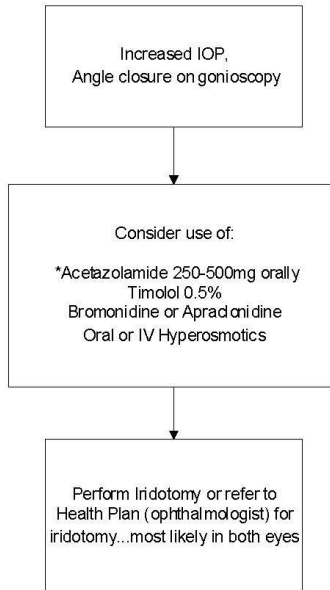
ALT	Argon laser trabeculoplasty
ARMD	Age related macular degeneration
BCVA	Best corrected visual acuity
BP	Blood pressure
BRVO	Branch retinal vein occlusion
CME	Cystoid macular edema
CMV	Cytomegalovirus
CNVM	Choroidal neovascular membrane
CRVO	Central retinal vein occlusion
CSME	Clinically significant macular edema
DD	Disc diameter
DFE	Dilated fundus exam

Nd: YAG	Neodymium yttrium-aluminum-garnet laser
NP	Non profusion
NSAID	Nonsteroidal anti-inflammatory drugs
PCP	Primary care physician
PDR	Proliferative diabetic retinopathy
PHVA	Previous history visual acuity
po	Postoperative
POTF	Production of tear film
prn	Pro re nata – As needed
PRP	Panretinal photocoagulation
q (e.g., q4h)	Every (e.g., every four hours)
qid	Quater in die – four times a day

DME	Diabetic macular edema
Dx	Diagnosis
E & M	Evaluation and management
ECL	Elective contact lens
FA	Fluorescein angiography
FTMH	Full thickness macular hole
Hgb	Hemoglobin
HgbA1C	Glycohemoglobin
Hs	Hora somni – at bedtime
Hx	History
IOL	Intraocular lens
IOP	Intraocular pressure

R/O	Rule out
RD	Retinal detachment
Rx	Prescription
SLE	Slit lamp exam
TA	Tension by applanation
TBUT	Tear breakup time
Tx	Treatment
UCVA	Uncorrected visual acuity
UV	Ultraviolet
VA	Visual acuity
VF	Visual field
YAG	Yttrium-aluminum-garnet laser

ACUTE ANGLE CLOSURE GLAUCOMA



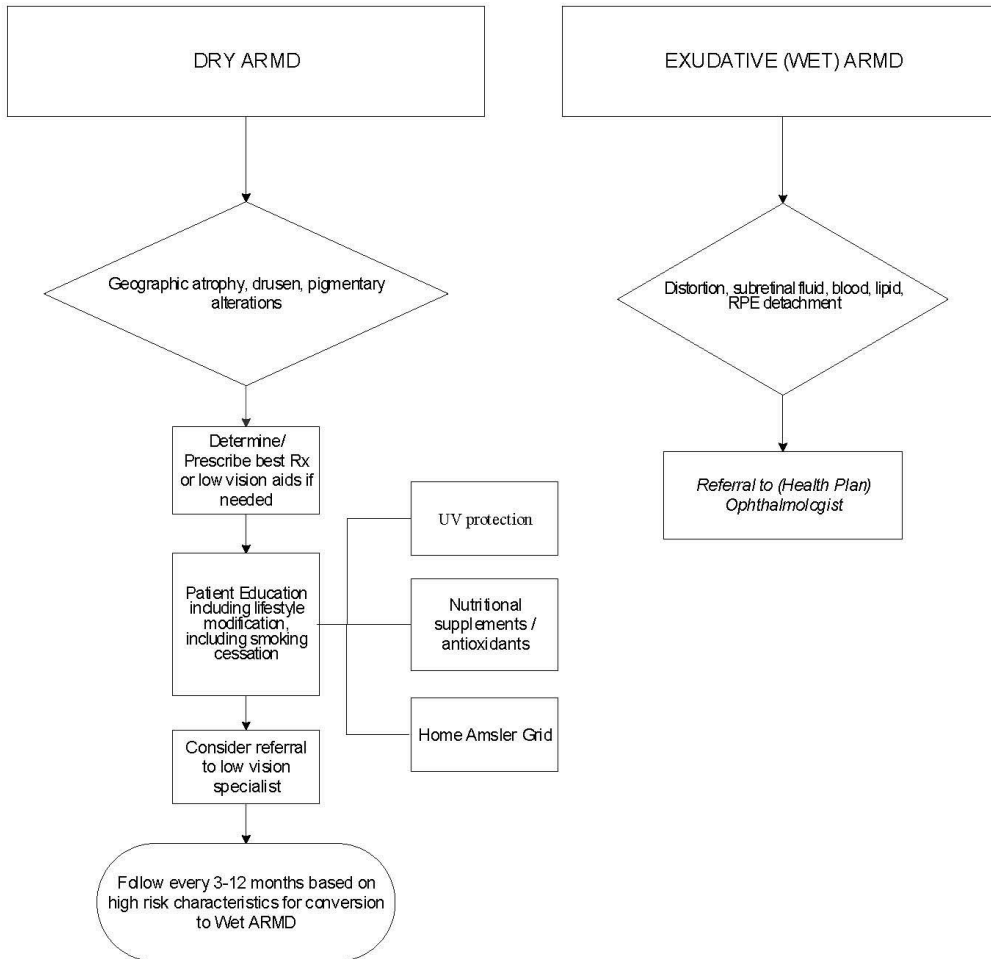
*Depending on state guidelines



VSP Network Development 8/2019
Copyright, Vision Service Plan, 2019
All Rights Reserved

This Algorithm is intended for use as a clinical guideline, to provide guidance for the pattern of practice, not for the care of any particular patient. It is subject to local standards of care and scope of licensure.

AGE RELATED MACULAR DEGENERATION (ARMD)

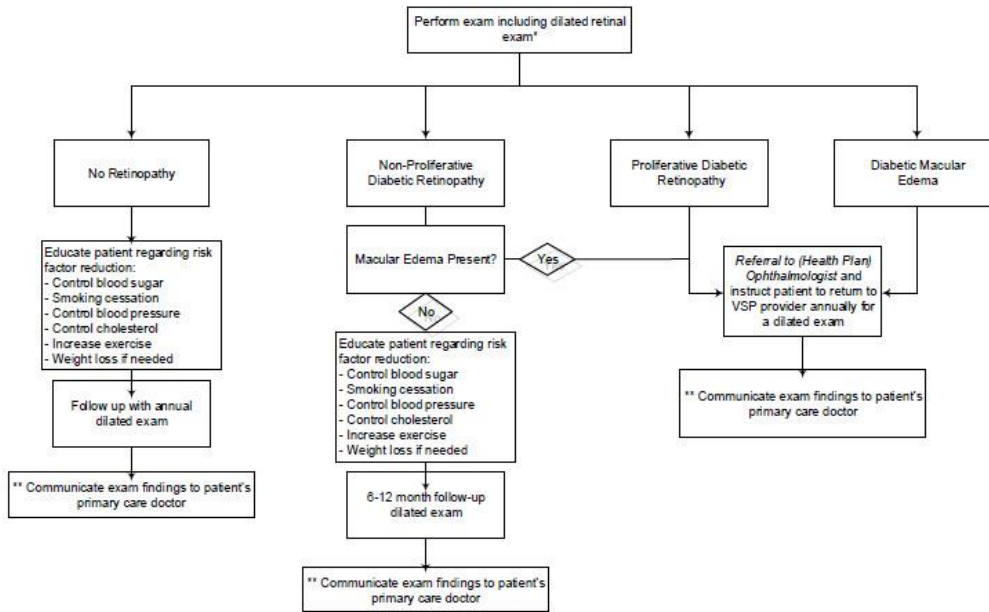


VSP Network Development 8/2019
Copyright, Vision Service Plan, 2019
All Rights Reserved

This Algorithm is intended for use as a clinical guideline, to provide guidance for the pattern of practice, not for the care of any particular patient. It is subject to local standards of care and scope of licensure.

Patients should return to the Primary EyeCare Provider for post-operative care as soon as the surgeon and Primary EyeCare Provider, along with the patient, agree it is appropriate.

DIABETES



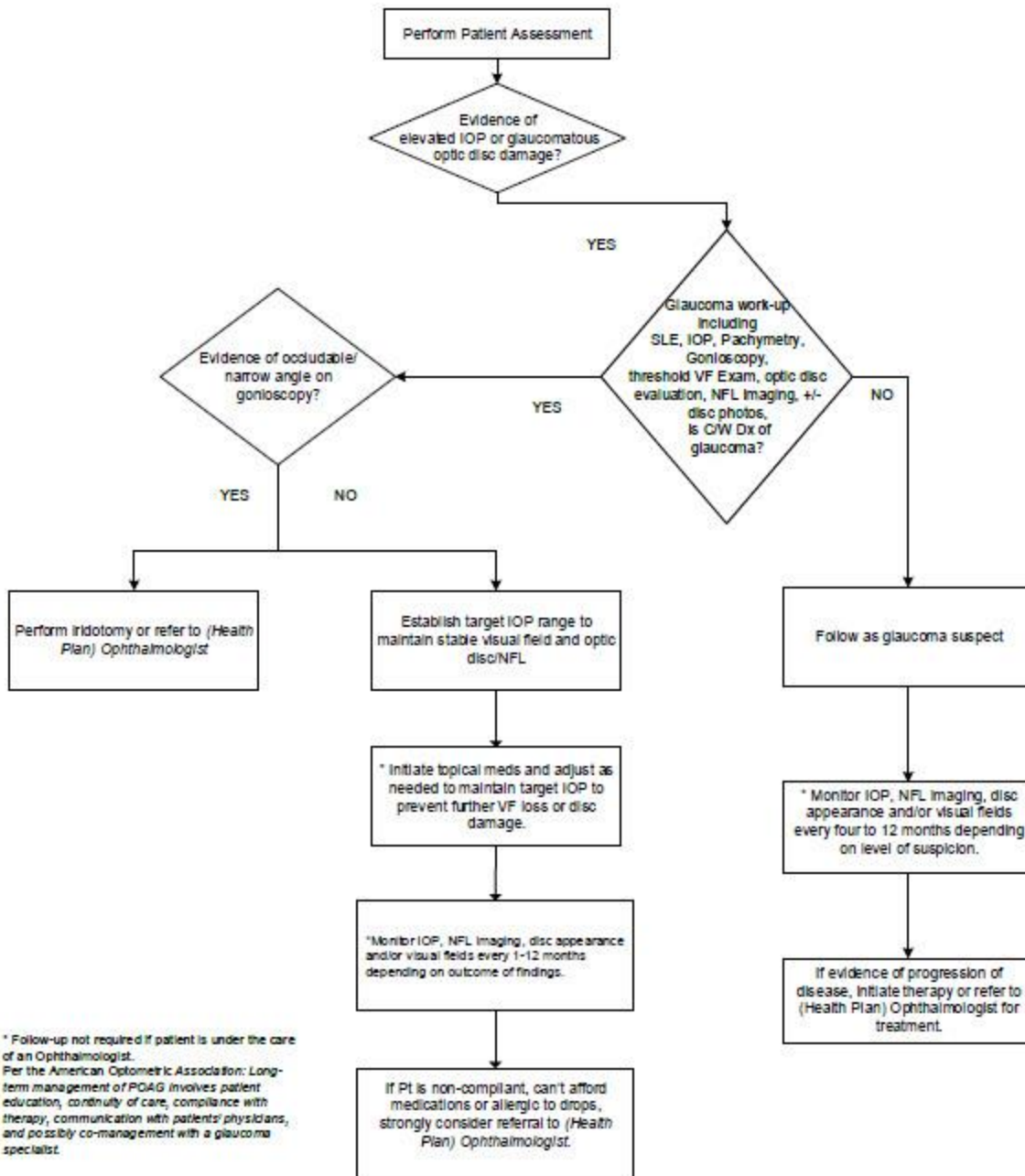
*Dilated fundus exam is the recognized standard of care of diabetic patients. Retinal photography does not take the place of dilated exam of these patients. If dilation not performed, document clinical rationale in patient medical record.



VSP Network Development 9/2019
Copyright, Vision Service Plan, 2019
All Rights Reserved

**PCP communication not required if: Pt under care of Ophthalmologist; PCP is an institution; Letter sent within Last Twelve Months; Pt did not provide PCP; Pt declined; Part of Integrated medical record; PCP orders requesting exam are included in pt medical record.

GLAUCOMA

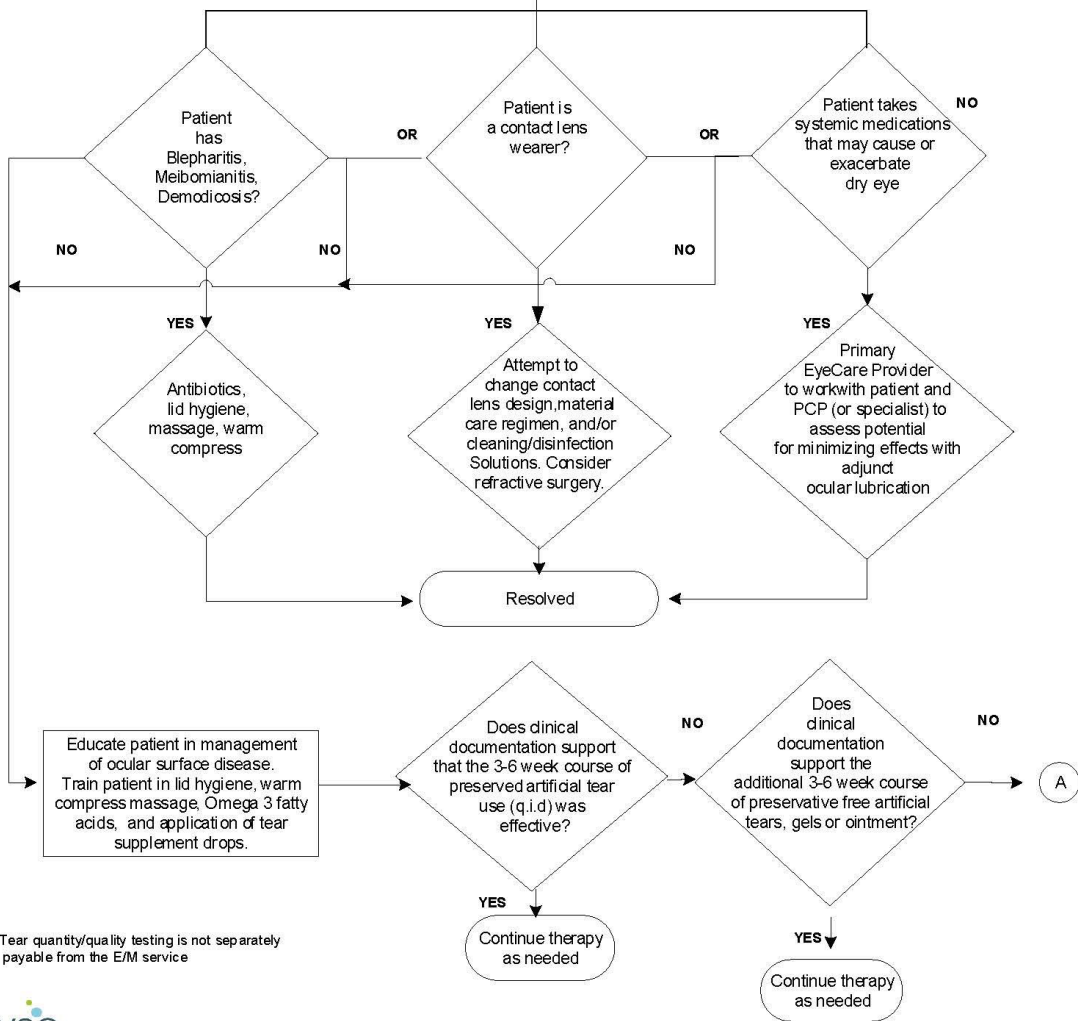


* Follow-up not required if patient is under the care of an Ophthalmologist.
 Per the American Optometric Association: Long-term management of POAG involves patient education, continuity of care, compliance with therapy, communication with patients' physicians, and possibly co-management with a glaucoma specialist.

Ocular Surface Disorder

Burning, FB sensation, stinging, reflex tearing, redness, or interference with vision.

<p>TESTS*: Recorded clinical data indicating at least two:</p>	<p>Clinical evidence of abnormal tear film quantity or quality: -Reduced tear meniscus -TBUT <10 seconds -Ocular surface staining (lissamine green, fluorescein or rose bengal) -Schirmer with anesthesia < 10 mm/5 minute Other tests: Abnormal tear osmolality Lactoferrin <0.9 mg/mL Positive lysozyme radial diffusion assay Elevated matrix metalloproteinases (MMP-9)</p>
---	---



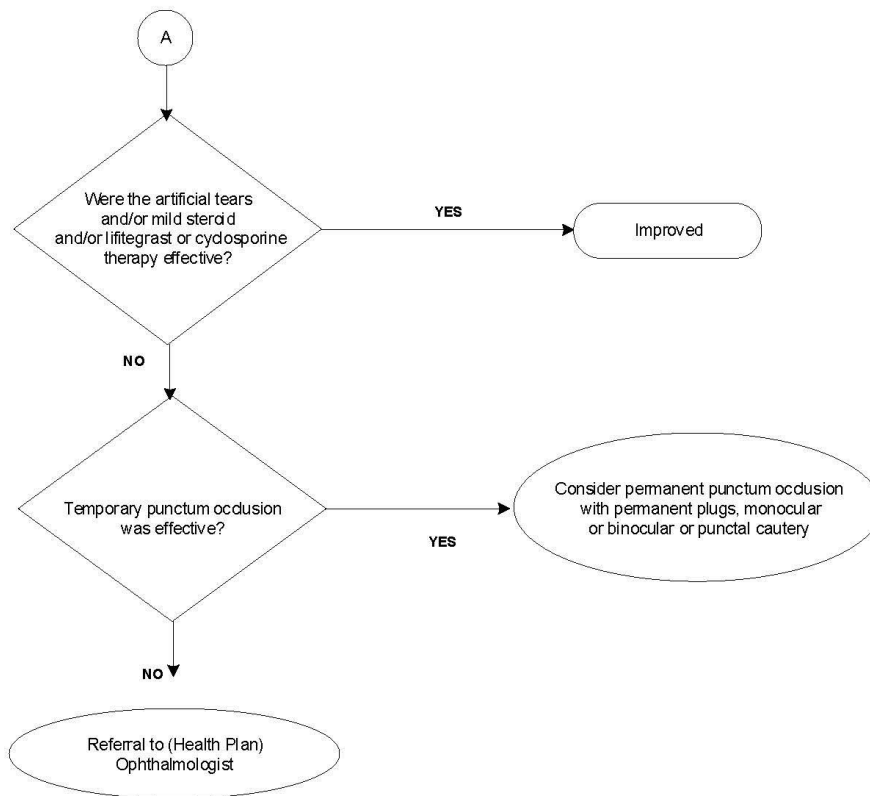
Tear quantity/quality testing is not separately payable from the E/M service



VSP Network Development 8/2019
 Copyright, Vision Service Plan, 2019
 All Rights Reserved

This Algorithm is intended for use as a clinical guideline, to provide guidance for the pattern of practice, not for the care of any particular patient. It is subject to local standards of care and scope of licensure.

OCULAR SURFACE DISORDER, Continued

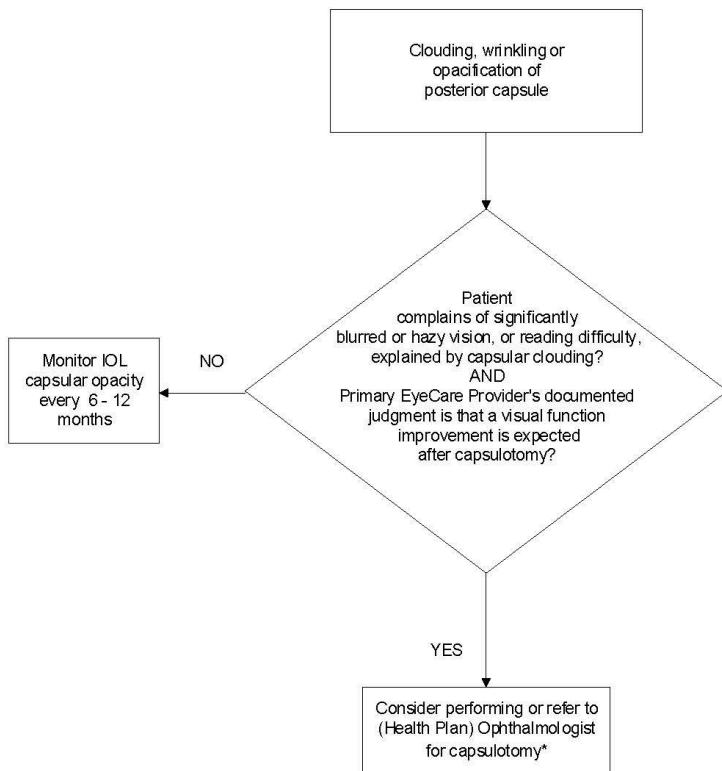


Tear quantity/quality testing is not separately payable from the E/M service



03 VSP Provider Services 08/2017
Copyright, Vision Service Plan, 2017
All Rights Reserved

POSTERIOR CAPSULAR OPACIFICATION (PCO)

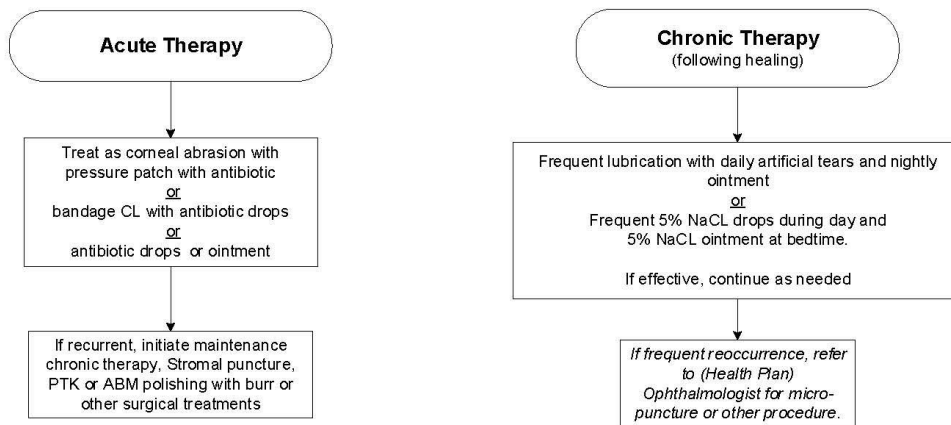


VSP Network Development 8/2019
 Copyright, Vision Service Plan, 2019
 All Rights Reserved

This Algorithm is intended for use as a clinical guideline, to provide guidance for the pattern of practice, not for the care of any particular patient. It is subject to local standards of care and scope of licensure.

*Patients should return to the Primary EyeCare Provider for post-operative care as soon as the Surgeon and Primary Eye Care Provider, along with the patient, agree it is appropriate.

RECURRENT CORNEAL EROSION



VSP Network Development 8/2019
 Copyright, Vision Service Plan, 2019
 All Rights Reserved

This Algorithm is intended for use as a clinical guideline, to provide guidance for the pattern of practice, not for the care of any particular patient. It is subject to local standards of care and scope of licensure.

DISPENSING & PATIENT LENS ENHANCEMENTS

USING OUR CONTRACT LAB SYSTEM

We contract with optical labs throughout the United States to manufacture prescription orders submitted by VSP network doctors. Claim payment for orders with materials will only be processed after the contract lab completes a prescription and submits the claim to VSP for payment.

Important! The VSP Signature Plan® doesn't cover lenses made in your office unless they're processed under the [VSP In-Office Finishing Program](#). Covered lenses dispensed to VSP patients must be fabricated entirely by a participating VSP contract lab (unless you're providing an in-office lens enhancement or the lens qualifies for the [VSP In-Office Finishing Program](#)).

For additional materials (such as a second pair of eyeglass lenses and frames), you can use any lab you choose, including in-office labs. See [VSP Signature Plan](#) in the **Plans & Coverages** section for details.

Submitting Prescriptions

1. Submit orders to contract labs through eClaim or on paper using the [CMS-1500 form](#) and [Materials Invoice](#). Include all prescription information. You can choose any lab on the [National Contract Lab List](#).
2. Charge your patients for lens enhancements unless their plans say otherwise. For these lens enhancements, chargebacks are deducted from your reimbursement to pay the lab (see [VSP Signature Lens Enhancements Chart](#) for more information).
3. The lab will ship the completed order to you and forward your claim to VSP for payment.

USING NON-CONTRACT LABS

You can only use non-contract labs in emergencies. VSP monitors the use of non-contract labs and they may only be used in the situations below.

Examples of emergencies include:

- Loss, theft, or breakage of prescription eyewear when your patient doesn't own an alternate pair and can't wear contact lenses
- Situations where your patient can't function at work or school and doesn't have another pair of glasses or contact lenses
- Patients whose safety and well-being will be jeopardized without the immediate delivery of their prescription eyewear

Emergency situations don't include:

- Instances where faster turn-around time is requested to accommodate trips, vacations, or other discretionary events
- Providing faster service when your patient has another functional pair of glasses or contacts

Important! You must document the emergency that requires the use of Non-Contract Labs. Inappropriate use of Non-Contract Labs will result in the denial of services and materials, including frames and lenses.

To submit a claim when a non-VSP lab is used, select Non-IDC Lab Invoice (Lab 0100) from the pull-down menu in the Lab Selection box on eClaim or write “Non-IDC Lab Invoice (Lab 0100)” in the Special Instructions area of the Materials Invoice. When submitting an emergency claim, please specify the emergency reason. Selecting an emergency reason is for documentation purposes; not selecting a reason does not remove the emergency requirement.

All Lab invoices must be kept for a minimum of seven (7) years. Failure to keep Lab invoices may result in the denial of services and materials.

Lab invoices from an outside private lab must include the following:

- Patient name
- Date ordered/date completed
- Rx
- Lens enhancements
- Style and frame type, including make and model

You'll be responsible for the entire cost of the lab bill and should pay the lab on a private-transaction basis. Don't charge the patient for covered lens enhancements, you won't receive a service fee for covered lens enhancements. For all other lens enhancements, charge the patient according to their plan. You won't receive a chargeback for these lens enhancements. VSP will pay you an established fee of \$10.50 for single vision, \$23.50 for bifocal/progressive and \$33.50 for trifocal, in addition to your regular dispensing fees. Use your bifocal lens-dispensing fee for progressives. Charge your patient according to the [VSP Signature Lens Enhancements Chart](#) or your adjusted U&C fee (whichever is lower). Don't balance-bill the patient.

All emergency orders are subject to review. When a claim is found to be incorrect, payments for material services will be reversed.

Important! Always verify orders upon receipt by checking all lab lens enhancement codes.

Uncuts

Uncut lenses can only be processed in the case of an emergency. Submit as a private order. The lab will bill their U&C fees. This should only be done on very rare occasions.

Limitations

You can order the following on a private-transaction basis:

- Proprietary Lens and Frame (see [Proprietary Lens and Frame](#) in this section)
- Plano lenses (if not covered by your patient's plan)

- Additional pairs of glasses using the value added benefit (80% or 70% of U&C unless covered by your patient's plan—refer to **Section 2—Plans and Coverages** for more information about additional pairs of glasses)

VSP In-Office Finishing Program

Certain single vision stock lenses may be finished in your office through the VSP In-Office Finishing Program. Refer to the [VSP In-Office Finishing Program](#) section of the manual for complete details.

A Lab order form and/or invoice are required for in-office jobs as well. These invoices must include the following:

- Patient name
- Date ordered/date completed
- Rx
- Lens enhancements
- Style and frame type, including make and model

Records must also include the date when the glasses were dispensed to the patient.

USING OUR CONTRACT LAB SYSTEM (AL, AR, FL, GA, KS, ME, MO, NJ, OH, OR, PA, TX, VA, VT AND WV ONLY)

We contract with optical labs throughout the United States to manufacture prescription orders submitted by VSP network doctors. Claim payment for orders with materials will only be processed after the contract lab completes a prescription and submits the claim to VSP for payment.

Important! The VSP Signature Plan® doesn't cover lenses made in your office unless they're processed under the [VSP In-Office Finishing Program](#). Covered lenses dispensed to VSP patients must be fabricated entirely by a participating VSP contract lab (unless you're providing an in-office lens enhancement or the lens qualifies for the [VSP In-Office Finishing Program](#)).

For additional materials (such as a second pair of eyeglass lenses and frames), you can use any lab you choose, including in-office labs. See [VSP Signature Plan](#) in the **Plans & Coverages** section for details.

Submitting Prescriptions

- Submit orders to contract labs through eClaim or on paper using the [CMS-1500 form](#) and [Materials Invoice](#). Include all prescription information. You can choose any lab on the [National Contract Lab List](#).
- Charge your patients for lens enhancements unless their plans say otherwise. For these lens enhancements, chargebacks are deducted from your reimbursement to pay the lab (see [VSP Signature Lens Enhancements Chart](#) for more information).
- The lab will ship the completed order to you and forward your claim to VSP for payment.

USING NON-CONTRACT LABS

You can only use non-contract labs in emergencies. VSP monitors the use of non-contract labs and they may only be used in the situations below.

Examples of emergencies include:

- Loss, theft, or breakage of prescription eyewear when your patient doesn't own an alternate pair and can't wear contact lenses
- Situations where your patient can't function at work or school and doesn't have another pair of glasses or contact lenses
- Patients whose safety and well-being will be jeopardized without the immediate delivery of their prescription eyewear

Emergency situations don't include:

- Instances where faster turn-around time is requested to accommodate trips, vacations, or other discretionary events
- Providing faster service when your patient has another functional pair of glasses or contacts

Important! You must document the emergency that requires the use of Non-Contract Labs. Inappropriate use of Non-Contract Labs will result in the denial of services and materials, including frames and lenses.

To submit a claim when a non-VSP lab is used, select Non-IDC Lab Invoice (Lab 0100) from the pull-down menu in the Lab Selection box on eClaim or write “Non-IDC Lab Invoice (Lab 0100)” in the Special Instructions area of the Materials Invoice. When submitting an emergency claim, please specify the emergency reason. Selecting an emergency reason is for documentation purposes; not selecting a reason does not remove the emergency requirement.

All Lab invoices must be kept for a minimum of seven (7) years. Failure to keep Lab invoices may result in the denial of services and materials.

Lab invoices from an outside private lab must include the following:

- Patient name
- Date ordered/date completed
- Rx
- Lens enhancements
- Style and frame type, including make and model

You'll be responsible for the entire cost of the lab bill and should pay the lab on a private-transaction basis. Don't charge the patient for covered lens enhancements, you won't receive a service fee for covered lens enhancements. For all other lens enhancements, charge the patient according to their plan. You won't receive a chargeback for these lens enhancements. VSP will pay you an established fee of \$10.50 for single vision, \$23.50 for bifocal/progressive and \$33.50 for trifocal, in addition to your regular dispensing fees. Use your bifocal lens-dispensing fee for progressives. Charge your patient according to the [VSP Signature Lens Enhancements Chart](#) or your adjusted U&C fee (whichever is lower). Don't balance-bill the patient.

All emergency orders are subject to review. When a claim is found to be incorrect, payments for material services will be reversed.

Important! Always verify orders upon receipt by checking all lab lens enhancement codes.

Uncuts

Uncut lenses can only be processed in the case of an emergency. Submit as a private order. The lab will bill their U&C fees. This should only be done on very rare occasions.

Limitations

You can order the following on a private-transaction basis:

- Proprietary Lens and Frame (see [Proprietary Lens and Frame](#) in this section)
- Plano lenses (if not covered by your patient's plan)
- Additional pairs of glasses using the value added benefit (80% or 70% of U&C unless covered by your patient's plan—refer to **Section 2—Plans and Coverages** for more information about additional pairs of glasses)

VSP In-Office Finishing Program

Certain single vision stock lenses may be finished in your office through the VSP In-Office Finishing Program. Refer to the [In-Office Finishing Program](#) section of the manual for complete details.

A Lab order form and/or invoice are required for in-office jobs as well. These invoices must include the following:

- Patient name
- Date ordered/date completed
- Rx
- Lens enhancements
- Style and frame type, including make and model

Records must also include the date when the glasses were dispensed to the patient.

VSP Contract Lab Network Opt-Out

VSP is providing VSP doctors the option to opt-out of the VSP Contract Lab Network in certain approved states. For more information regarding the **VSP Contract Lab Network Opt-Out Policy and Process** click [here](#).

VSP® IN-OFFICE FINISHING PROGRAM

Program Guidelines

In-office finishing is available for **single vision, stock lenses** purchased from the **Plexus Optix™ Single Vision Stock Lens Catalog** on **eBuy** for your VSP Signature Plan®, VSP Choice Plan®, VSP Advantage PlanSM, CVC and Additional Pair patients.

The program **excludes** the following:

- Orders from other practices—you can only finish lenses from patients seen at your practice; you may not finish work for other VSP Network providers.
- Lenses not purchased from Plexus Optix, Inc. through **eBuy** at **eyefinity.com**.
- Lenses surfaced or altered by any lab (uncuts).
- **Charity care claims** (Sight for Students®, American Red Cross, and VSP Mobile Eyes®)—these orders must be submitted to a **VSPOne™** Optical Technology Center.
- **Lab-supplied frames**—only frames supplied by the doctor or the patient are eligible for the program.
- **AR coating applied at a lab**—only pre-coated stock lenses are eligible for the program.
- Custom coatings.
- Lab applied coatings (Mirror and Ski Coats).
- Lab applied scratch coatings (VSP lens enhancement code QS: Scratch Resistant Coating B—other Approved Coatings).
- Products not specified in the Plexus Optix Single Vision Stock Lens Catalog.
- Any Rx that doesn't meet the VSP [minimum prescription requirements](#).

Lens Purchasing and Ordering

You must purchase single vision stock lenses through **eBuy** at **eyefinity.com** or call Plexus at **844-753-9870** for VSP In-Office Finishing claims.

***Exceptions apply in the following states: Alabama, Georgia, Illinois, South Dakota, Tennessee, Texas, and Utah.**

Claim Submission

ONLINE

Claims must be submitted electronically through **eClaim** at **eyefinity.com** or through a practice management system that's integrated with Eyefinity.

1. Select In-Office Stock Lenses in the Lens Finishing section of the Lab Invoice screen.
2. Select Single Vision.
3. Select the appropriate Material.
4. Choose the appropriate lens from the menu.
5. Select VSP IOF Program from the Select Lab dropdown.

6. Choose either Doctor Supplied or Patient Supplied from the Frame Supplier menu.
7. Complete all other required fields and submit the claim.

PAPER

Claims for the VSP In-Office Finishing Program must be submitted electronically; paper claim submissions aren't eligible.

Documentation Standards

Your patient records should accurately document VSP In-Office Finishing Program claims as billed. Patient records must clearly indicate the materials supplied and how and when the order was completed, including the frame manufacturer and model, lens purchase details, prescription, lens materials, lens enhancements, date of lens finishing, date received by patient, and any other relevant data. The VSP Doctor Service Report is not considered adequate documentation.

You must charge patients for all copays and non-covered lens enhancements.

In-Office Finishing Doctor Redos

The following redo policies and procedures apply to VSP In-Office Finishing Program single-vision stock lens orders. You're responsible for the cost of all redos. Your patient should not be charged for redos resulting from a prescription change or errors made by office staff or in office labs.

VSP IN-OFFICE FINISHING PROGRAM DOCTOR REDO REQUIREMENTS AND LIMITATIONS

Requirements – A patient is entitled to a redo when one of the following requirement(s) is met:	Limitations – You may deny or charge for a redo that falls within the following limitations:
Power changes (not including changes resulting in plano lenses) Axis changes Errors in transcription (not including transcription errors involving tints, photochromics, coatings, or frames) Change in materials (e.g., glass to plastic, plastic to polycarbonate, plastic to high index plastic, or glass, etc.) Changes in base curves	Change made by the patient in the frame size, shape, or style Addition or change made by the patient in tint or coating Materials lost, broken, or damaged by the patient

REDOS ON LENS ENHANCEMENTS

Important! Lenses covered by a manufacturer's warranty (e.g., defects and scratch warranties) are not considered a redo. Please refer to the Terms and Conditions in the Plexus Optix Single Vision Stock Lens Catalog.

On qualified first-time doctor redo prescriptions, lens enhancements ordered on the original prescription will be covered on the first-time doctor redo.

Important! Ordering additional covered lens enhancements not supplied on the original prescription is not a valid reason for a redo, but if there's another reason to remake an order, you may include additional lens enhancements on the new lenses.

Adding a lens enhancement that was not on the original prescription should be administered as follows:

Covered Lens Enhancements	All Other Lens Enhancements
<p>Don't charge the patient.*</p> <p>Submit a copy of the invoice with a First Time Redo Verification form for reimbursement of the added covered enhancement.</p> <p>*There's no charge to you or your patient for adding a covered lens enhancement unless the covered lens enhancement can't be added to the original order (e.g., two options that can't be combined like photochromic and solid tint). Enhancements or materials that can't be added to the original order are a private transaction between you and your patient.</p> <p>Note: Ordering additional covered lens enhancements as the only reason for a redo doesn't meet VSP's requirements. Refer to the First-Time Doctor Redo Requirements and Limitations section to ensure there's a valid reason for the first-time redo.</p>	<p>Charge the patient either the patient copay or 80% of your U&C according to their plan type.</p>

REDOS SENT TO CONTRACT LABS

If lenses must be remade into a style or with lens enhancements not available through the VSP In-Office Finishing Program, call VSP at 800.615.1883 to request a redo and receive instructions.

Reimbursement

Refer to the VSP In-Office Finishing Stock Lens Catalog for a complete list of materials, lens enhancements, and services and their reimbursement amounts. A few important items to note:

- The In-Office Finishing reimbursement per order will be the cumulative total of all associated lens enhancement fees ([In-Office Finishing Fees](#)). If there are no associated lens enhancements or the cumulative total of the fees is less than \$10, the reimbursement for that order will be \$10.
- Reimbursements cover your cost for the lenses. You won't be reimbursed for taxes on In-Office Finishing payments for services or materials.

- You'll receive your In-Office Finishing fee in addition to your base lens dispensing fee and any applicable doctor service fees for lens enhancements provided by your office.

Important! Lens Enhancements not listed in the [VSP In-Office Finishing Stock Lens Catalog](#) are not included in the program and can't be finished in your office. Payment for these services and materials, including frames and lenses will be denied.

Explanation of Payment

Your reimbursements under the VSP In-Office Finishing Program will be included in your VSP Explanation of Payment (EOP). The claims detail will appear as it does today, with a new IOF message code, IF. The In-Office Finishing section outlines your VSP In-Office Finishing Program reimbursements associated with claims submitted under the program. Payments will be included in your VSP check or EFT total.

MAUI JIM

Effective August 14, 2019, Maui Jim joined the VSP Formulary and VSP Contract Lab Network. VSP networks doctors who are authorized Maui Jim retailers can submit Maui Jim claims and orders through eyefintiy.com (or through any of Eyefinity's practice management systems) and VSP patients can use their standard lens and frame coverage towards genuine Maui Jim lenses and frame. Please refer to the guidelines below when patients select Maui Jim materials.

Note: For dates of service on or before August 13, 2019, please follow the [Proprietary Lens and Frame Procedures for charging your patient and submit claim on paper.](#)

Applying Benefits

VSP patients can use their lens and frame coverage towards genuine Maui Jim Lenses, including Maui Jim sunglass lenses (no longer handled under Proprietary Lens & Frame Procedures).

- Standard benefit coverage applies to determine patient out-of-pocket expenses. Please refer to the Patient Record Report to verify the patient's coverage details for lens, lens enhancements and frame.
- Apply the patient's coverage to the Maui Jim lens and frame following coverage details.
- Review the Product Index for lens enhancements codes and use the appropriate Lens Enhancement Chart pricing, when applicable based on patient's plan.

Lab

MAUI JIM LAB (AUTHENTIC LENSES)

- Maui Jim Lab will appear in the contract lab list as #584, which is located in Peoria, IL.
- Maui Jim labs will only be able to process Maui Jim complete lens and frame orders.
- Sunglass frame orders should only go to Maui Jim Lab. Sunglass orders fabricated at any other lab will void the frame warranty.
- Non-Maui Jim prescription lenses and frames will not be processed.

VSP CONTRACT LAB (NON-AUTHENTIC LENSES)

- Ophthalmic frame orders may go to VSP Contracted labs if billed as Patient Supplied.

Submitting Claims/Billing

MAUI JIM LENS AND FRAME

1. On the Lab Invoice, select Lab Finishing and enter the lens type and lens enhancements, as needed.
2. Select the Maui Jim Lab (0584)

- All genuine Maui Jim lens and sunglass frame orders **must** be sent to Maui Jim.
- 3. Complete the prescription section with the patient's Rx information
- 4. Search for the Maui Jim frame to order. Be sure you select the appropriate frame SKUs for prescription vs. non-prescription orders:
- Frames for Maui Jim prescription orders must begin with "**Mjrx**" in the color description.
- Maui Jim ophthalmic frames begin with MJO.
 - If you have verified with Maui Jim that the frame is Rx-able, you may edit the frame details to include "**Mjrx**" at the beginning.
- 5. Verify the wholesale cost populates in the search results.
- Wholesale costs may vary between Rx and non-Rx frames.
- Do not change the wholesale cost that populates in eClaim (or eLab). These have been provided by Maui Jim to ensure accurate billing and claim payment by VSP.

IMPORTANT! Changing the value may result in your order being voided by Maui Jim to reenter correctly or an incorrect VSP claim payment.

- If there is no wholesale value listed, check the frame spelling/casing and retry the search.

Example:

Pearl City 214 will return an outdated SKU and no wholesale whereas PEARL CITY 214 populated the correct SKU and wholesale amount.

6. Select one of the following options from the Supplier drop-down menu:
 - **Lab Supplied** – new complete order (lens and frame), billed from Maui Jim to VSP.
 - **Patient Supplied - To Come** – when shipping a frame that patient purchased privately
 - **Doctor Supplied - To Come** – when shipping a frame to the lab that is being billed under patient's insurance benefits; if frame is purchased from Maui Jim at the time of submitting the order, the account will be billed by Maui Jim for the frame.
7. Follow the instructions below regarding special instructions for the lab:
 - **1.67 Maui Blue Light Protect (HEV) lenses** - select the **Lab Special Instructions** check box, select **Other** from the drop-down menu, and type **HEV** in the text box
 - **Any other Maui Jim lens** – **do not** select the Lab Special Instructions check box. Although you can vie any special instructions that you record in eClaim on the order reports, they are not sent to the Maui Jim lab
8. Select Calculate and Continue to proceed to filing your VSP claim.

IMPORTANT! If you are ordering 1.67 Maui Blue Light Protect (HEV) lenses, select the Lab Special Instructions check box, select Other from the drop-down menu, and type HEV in the text box. If you are ordering 1.67 Maui Blue Light Protect (HEV) lenses, select the Lab Special Instructions check box, select Other from the drop-down menu, and type HEV in the text box. Do not enter "Proprietary" in the Special

Instructions box (CMS1500 box 19). This will cause the claim to revert to private lab during claim processing and you will be responsible for the lab bill.

MAUI JIM FRAME WITH NON-AUTHENTIC LENSES

If patient selects a Maui Jim frame but does not wish to have authentic Maui Jim lenses, obtain two authorization and submit the lens and frame on separate authorizations.

- On the lens claim, choose Patient Supplied frame and an appropriate contract lab, other than Maui Jim.

Reimbursement

Lens and Frame payments follow standard VSP payment guidelines.

Warranty

Maui Jim offers a limited warranty on lenses and frames as a supplement to any applicable VSP warranty. For questions on the Maui Jim warranty, 1-833-MJRXVSP (657-9877).

Includes:

- Complimentary temple and nose pad replacement as long as parts are available
- Two-year one-time scratch warranty on ophthalmic lenses
- One-year one-time scratch warranty on sun lenses

Exclusions:

- Void if original lenses or frames are altered
- Does not apply to normal wear
- Does not cover shipping costs

Common Scenarios

This isn't a complete list of unique situations. Please refer to the additional resources in the Provider Reference Manual and/or User Guides in Eyefinity eLearn Tab for additional billing instructions.

Scenario Description	Billing Tips
Ordering authentic Maui Jim lenses	Send order to Maui Jim Lab (#584) <ul style="list-style-type: none"> • Complete lens and frame orders only • Send sunglass orders to Maui Jim lab • In-office finishing not available • Non-Maui Jim lens/frame orders will not be processed

Ordering non-authentic lenses for Maui Jim frame	<p>Generic lens orders can be sent to any VSP contracted lab:</p> <ul style="list-style-type: none"> • Order must indicate Patient Supplied frame • If patient is using VSP benefits for Maui Jim frame, obtain two authorizations – one for lenses as Patient Supplied frame and the other to bill for the frame.
Maui Jim Lens Guide	Refer to the following Maui Jim style guide .
Identifying frames for prescription orders	Frames for Maui Jim prescription orders must begin with Mjrx in the color description.
Identifying ophthalmic frames	Maui Jim ophthalmic frames begin with MJO in the color description.
Determining the wholesale cost	<p>Do not change the wholesale cost that populates in eClaim (or eLab).</p> <ul style="list-style-type: none"> • Wholesale costs may vary between Rx and non-Rx frames. • Be sure to select the correct frame (Rx frames start with Mjrx) • These have been provided by Maui Jim to ensure accurate billing and claim payment by VSP. • If wholesale cost is blank, check the search criteria, such as spelling, casing.
Selecting Frame Supplier	<ul style="list-style-type: none"> • Lab Supplied – new complete order (lens and frame). <ul style="list-style-type: none"> • Maui Jim will bill VSP for the frame material payment. • VSP will deduct any wholesale frame overage to cover frame cost. • You will be paid the frame dispensing fee and may collect any frame overage from patient. • Patient Supplied - To Come – when shipping a frame that patient purchased privately (or if ordering generic lenses to non-Maui Jim lab). • Doctor Supplied - To Come – when shipping a frame to the lab that is being billed under patient’s insurance benefits. <ul style="list-style-type: none"> • You will be responsible to ship and restock the frame. • Maui Jim will bill you for the frame cost. • You will be paid the frame dispensing fee and frame material payment (based on patient’s plan) and may collect any frame overage from patient.

NATIONAL CONTRACT LAB LIST

VSP doctors can use any of the contract labs listed below for the VSP Signature Plan®, VSP Choice Plan®, VSP Advantage PlanSM, or VSP Essentials Plan. Some restrictions apply based on plan type or state. For plans with unique lab requirements, eClaim will provide you with the appropriate lab choices for the order you are submitting.

Initials to the left of the lab numbers indicate the lab is approved for other VSP plans.

N: National Medicaid—for use by all doctors; labs will charge the fixed Medicaid lab fees.

Alabama							
	528	Hoya – Mobile	23050 McAuliffe Drive	Robertsdale	36567	844.736.5765	
N	280	Optical Prescription Lab	120 Applegate Circle	Pelham	35124	205.620.9019	800.829.3937
Arizona							
N	744	Hoya – Phoenix	1635 West University Drive Suite123-124	Tempe	85281	844.736.5767	
	814	Global Source Rx, Inc.	7440 E. Karen Drive	Scottsdale	85260	480.748.4545	800.833.4779
	885	Meridian Optical Laboratory	3711 E. Atlanta Avenue	Phoenix	85040	602.257.8555	800.352.5465
Arkansas							
N	214	Plunkett Optical	1705 North A Street	Ft. Smith	72901	479.783.2001	800.272.4730
California							
N	901	Bartley Optical	1300 Optical Drive	Azusa	91702	626.969.6181	800.347.4733
	967	Capitol Optical Co.**	11899 Edgewood L-5	Auburn	95603	909.285.9585	530.823.3937
N	940	CSC-Ocular Lab	180 Westgate Drive	Watsonville	95076	831.426.7423	800.288.2721
N	929	Elite Optical Company	9901 Horn Road, Suite G	Sacramento	95827	916.368.6650	800.556.5502
N	973	Elite Optical Company	801 N. Burke	Visalia	93292	559.625.5816	800.624.6672
N	994	Elite Optical Company	1450 W. Walnut Street	Rancho Dominguez	90220	310.604.8668	800.468.6788
N	935	Empire Optical**	7633 Varna Avenue	N. Hollywood	91605	818.997.6474	800.767.6784
N	966	Hoya-Modesto	1400 Carpenter Lane	Modesto	95351	844.736.5774	
N	918	Hoya-San Diego*	3959 Ruffin Road	San Diego	92123	844.736.5773	
N	984	I-Coat Company	12020 Mora Drive Suite 2	Santa Fe Springs	90670	562.941.9989	562.941.9989
N	903	Meridian/Precision SD	9560 Ridgehaven Court	San Diego	92123	858.565.0751	800.532.3840
N	968	Prestige Lens Lab*	338 N. Canal Street, #13 & #14	S. San Francisco	94080	650.266.8584	800.210.9449
	985	Signetek	5803 Newton Drive, Suite A	Carlsbad	92008	760.744.4000	800.759.0075
N	960	Simplify Optics	24844 Avenue Rockefeller	Santa Clarita	91355	844.863.8857	
N	999	VSPOne Sacramento	151 Blue Ravine Road	Folsom	95630	916.369.6161	800.952.5518
N	961	VSPOne San Diego	2651 La Mirada Drive	Vista	92081	760.305.7400	866.569.8800
N	948	X-Tra Lite Optical	15865 Chemical Lane	Huntington Beach	92649	714.897.3525	800.878.9872
Colorado							
N	770	Duffens Optical Company	2929 W. 9 th Avenue	Denver	80204	303.623.5301	800.999.5367
N	778	Pasch Optical Lab, Inc.	2700 W. Hampden	Sheridan	80110	303.789.0089	800.888.0036
	769	Walman Optical Company	495 Cedar Avenue	Denver	80223	303.777.4484	800.332.8477
Connecticut							
N	499	Encore Optics	140 Commerce Way	S. Windsor	06074	860.282-0082	866.833-2020
N	460	Hoya-Hartford	580 Nutmeg Road North	S. Windsor	06074	844-736-5756	
Florida							
N	867	Hoya-Largo	12345 Starkey Road, Suite E	Largo	33773	844.736.5760	

N	863	Kosh Ophthalmic, Inc.	2901 W. McNab Road	Pompano Beach	33069	954.975.0100	800.327.4118
N	872	Milroy Optical	5067 Savarese Circle	Tampa	33634	813.889.0858	800.366.2702
N	866	Pelican Optical, Inc.	6850 Whitfield Industrial Avenue	Sarasota	34243	941.751.4437	800.862.0966
N	821	VSPOne Fort Lauderdale	6611 NW 15 th Way	Ft. Lauderdale	33309	954.975.8600	800.327.3718
N	862	VSPOne Tampa Bay	5600 115th Avenue North	Clearwater	33760	727.528.8873	866.587.6141
Georgia							
	255	Better Optics	3213 Humphries Hill Road, Bldg. #4	Austell	30106	770.819.8800	800.831.1846
N	228	Hoya-Atlanta	591-F Thornton Road	Lithia Springs	30122	844.736.5744	
N	220	Robertson Optical Lab	2309 Highway 81 South	Loganville	30052	770.554.3000	800.929.2765
N	223	Southern-Reid Optical	1856 Corporate Drive, Suite 150	Norcross	30093	678.380.7425	800.765.7343
Hawaii							
N	953	Optical Suppliers, Inc.	99-1253 Halawa Valley Street	Aiea	96701	808.486.2933	800.448.0477
N	950	VSPOne Hawaii	3375 Koapaka Street, Suite B292	Honolulu	96819	800.897.4457	800.897.4457
Idaho							
N	710	Hoya – Boise	2741 W. Airport Way	Boise	83705	844.736.5747	
Illinois							
N	546	Custom Eyes Rock Island	4470 48th Court	Rock Island	61201	800.322.6754	800.336.2114
	650	Expert Optics	305 Earl Road	Shorewood	60431	815.741.1414	800.892.0097
N	626	Hoya-Chicago	3531 Martens Street	Franklin Park	60131	844.736.5749	
N	618	Hoya-St. Louis	301 Vision Drive	Columbia	62236	844.736.5775	
N	751	Identity Optical	2221 West College Ave	Normal	61761	309.807.3160	309.807.3160
	584	Maui Jim	One Aloha Lane	Peoria	61615	888.666.5602	
	625	Walman Optical Company	1280 11th Street, West	Milan	61264	309.787.0000	800.447.1376
	662	Walman Optical Company	3384 North Publisher Drive	Rockford	61109	815.874.9565	800.237.8806
	672	Walman Optical Company	901 Parkland Court	Champaign	61821	2173527865	800.634.3501
Indiana							
N	635	G.K. Optical	2902 Mitthoeffer Place	Indianapolis	46229	317.881.2585	800.500.8830
N	687	Interstate Lab Group-Indy	2902 Mitthoeffer Place	Indianapolis	46229	317.882.1249	800.564.5546
	642	Walman Optical Company	4920 Executive Blvd., Suite A	Fort Wayne	46808	260.471.5077	800.736.7411
	646	Walman Optical Company	2540 Waterbridge Way	Evansville	47711	812.424.7521	800.727.5367
	705	Walman Optical Company	4555 Independence Square	Indianapolis	46023	317.780.1677	317.780.1677
Iowa							
	645	Carl Zeiss Vision Siouxland	300 W. 16 th Street	Sheldon	51201	803.403.8997	
N	603	Pech Optical Corp.	2717 Murray Street	Sioux City	51111	712.277.3937	800.831.2352
N	696	Precision Optical Group	701 S. Oak Street	Creston	50801	641.782.6685	800.497.9239
	632	Walman Optical Company	1214 Maple Street	W. Des Moines	50265	515.223.5280	800.733.4641
N	683	Twin City Optical	1445 C Street SW	Cedar Rapids	52403	319.365.8707	800.245.5859
Kansas							
N	614	Duffens/Langley	8140 Marshall Drive	Lenexa	66214	913.492.5379	800.397.2020
Kentucky							
	132	Carl Zeiss Vision Kentucky	1050 World Wide Blvd.	Hebron	41048	800.403.8997	
N	120	Twin City Optical	4601-B Proximity Drive	Louisville	40213	502.966.5662	800.647.6970
N	175	ABB Labs KY	4400 Olympic Blvd., Ste. 4530	Erlanger	41018	513.619.9108	800.636.2456
Louisiana							
N	741	Hoya – New Orleans	5039 Fairfield Street	Metairie	70006	844.736.5766	
N	208	Gulf States Optical Labs	313 Coolidge Street	Jefferson	70121	504.834.1646	800.662.7889
Maine							
N	737	Hoya - Lewiston	1567 Lisbon Street	Lewiston	04240	844.736.5762	
Maryland							
N	310	Homer Optical Co., Inc.	2401 Linden Lane	Silver Spring	20910	301.585.9060	800.627.2710

N	301	VSPOne Baltimore	3922 Vero Rd Ste M	Halethorpe	21227	855.409.4555	
	306	Walman Optical Company	6304 Blair Hill Lane	Baltimore	21209	410.828.7424	800.638.5098
Massachusetts							
	278	Perferx-Precision	25 Downing Three	Pittsfield	01201	413.358.9020	
Michigan							
N	110	Optical Supply, Inc.	1526 Plainfield NE	Grand Rapids	49505	616.361.6000	800.441.4441
N	125	Walman Optical Company	5533 Ann Arbor Road	Jackson	49201	517.764.5100	800.733.3645
N	119	Twin City Optical	2323 Aero Park Court	Traverse City	49686	231.922.0344	800.424.0344
	178	Walman Optical Company	1051 Business Park Drive	Traverse City	49686	231.929.9070	888.251.2040
Minnesota							
	660	Carl Zeiss Vision North Central	4605 Rusan Street	St. Cloud	56303	800.403.8997	
N	621	D.B.L. Labs, Inc.	6650 Saukview Drive	St. Cloud	56303	320.654.6650	800.888.0222
	534	Hoya – Ramsey	7000 Sunwood Drive NW	Ramsey	55303	844.736.5764	
N	610	Precision Optics	6925 Saukview Drive	St. Cloud	56303	320.251.8591	800.328.7075
	669	VSPOne St Cloud	Gateway Business Park 3900 Roosevelt Rd Ste 111	St. Cloud	56301	320.259.1755	877.396.5916
	604	Walman Optical Company	9200 Wyoming Avenue	Brooklyn Park	55445	763.515.5590	800.727.9522
	688	Walman Optical Company	510 Beltrami Avenue	Bemidji	56601	218.751.5327	800.891.1019
	689	Walman Optical Company	102 South 21 st Avenue NW	Duluth	55806	218.722.7034	800.945.3937
Mississippi							
N	735	Hoya – Jackson	289 Commerce Park Dr., Suite F	Ridgeland	39157	844.736.5758	
N	234	Superior Optical Labs, Inc.	6525 Sunplex Drive	Ocean Springs	39564	228.875.3796	800.476.2285
Missouri							
N	605	Gateway Optical	18 Kirkham Industrial Drive	Webster Groves	63119	314.968.1905	800.325.1416
N	609	Midland Optical Co.	2360 59 th Street	St. Louis	63110	314.533.2020	800.325.3176
N	627	Sutherlin Optical	1941 Central Street	Kansas City	64108	816.421.0369	800.999.8193
Montana							
N	503	Twin City Optical	1002 10 th Street, West, #3	Billings	59102	406.248.4429	800.258.4192
	581	Walman Optical Company	2747 Enterprise Avenue, Suite 3	Billings	59102	406.252.2143	800.759.5501
Nebraska							
	628	Walman Optical Company	12240 Emmet Street	Omaha	68164	402.492.8822	800.373.3200
Nevada							
N	853	Sunstar Optical*	5960 Edmond Street	Las Vegas	89118	702.739.8880	800.429.2416
N	739	Hoya –Las Vegas	5329 S. Cameron St. Suite 116	Las Vegas	89118	844.736.5761	
	298	See Better Labs	7330 Eastgate Road, Suite 130	Las Vegas	89011	702.463.6373	
	583	Sierra Optical Laboratory	8850 Terabyte Court, Unit H	Reno	89521	775.432.2332	
N	809	Truckee Meadows Optical	2970 Sutro Street	Reno	89512	775.359.6667	800.245.6667
	815	Walman Optical Company	3321 Sunrise Avenue, Suite #110	Las Vegas	89101	702.438.1235	800.621.1150
New Hampshire							
N	726	N. H. Optical Laboratory, LLC	32 Library Street	Allenstown	03275	603.218.1470	800.852.3717
New Jersey							
	296	Carl Zeiss Vision New Jersey	10 Harmon Drive, Glen Oaks Industrial Park	Blackwood	08012	856.227.7024	
N	445	M. H. Optical Supplies	128 Leuning Street	South Hackensack	07606	201.489.1110	800.445.3090
N	438	Sheridan Optical Company Inc.	108 Clinton Avenue	Pitman	08071	856.582.0963	800.704.1375
New Mexico							

New York							
N	433	21 st Century Optics, Inc.	47-00 33 rd Street	Long Island City	11101	718.392.2310	800.221.4170
N	403	Advance Optical	37 Goodway Drive, East	Rochester	14623	585.427.0800	800.828.6331
	431	ABB Labs NY	4 Skyline Drive	Hawthorne	10532	914.347.7400	888.305.3300
N	407	Optogenics Of Syracuse**	2840 Erie Blvd. East	Syracuse	13224	315.446.7500	800.247.3072
N	406	Tri-Supreme Optical, LLC	91 Carolyn Boulevard	Farmingdale	11735	631.249.2020	800.321.1100
N	425	VSPOne New York	35 Hub Drive Suite 100	Melville	11747	855.320.1427	855.384.9383
N	402	Winchester Optical	1935 Lake Street	Elmira	14901	607.734.4251	800.847.9357
North Carolina							
N	531	Hoya – Asheville	167 Church Street	Asheville	28801	844.736.5743	
N	207	Southern Optical Co.	860 Aviation Pkwy, Suite 1300	Morrisville	27560	919.469.1623	800.969.8256
N	218	Southern Optical Co.	1909 North Church Street	Greensboro	27405	336.272.8146	800.888.8842
	217	Twenty200	7730 N. Point Drive	Winston-Salem	27106	336.245.5612	
N	250	VSPOne Charlotte	1920 Starita Rd Unit G	Charlotte	28269	866.458.2240	866.458.2240
North Dakota							
N	653	Twin City Optical	1213 Continental Avenue	Bismarck	58501	701.223.7640	800.258.4186
	624	Walman Optical Company	1404 33 rd Street South, Suite K	Fargo	58103	701.235.0571	800.678.9755
	670	Walman Optical Company	17 2 nd Avenue SE	Minot	58701	701.852.1048	800.735.5954
Ohio							
N	638	Bell Optical Laboratory, Inc.	3671 Interchange Dr.	Columbus	43204	614.274.0840	800.776.8077
N	103	Central One Optical	6981 Southern Blvd.	Boardman	44512	330.783.9660	800.322.6678
	282	Classic Optical	3710 Belmont Avenue	Youngstown	44505	614-846-5750	
N	115	Hoya-Cleveland	94 Pelret Industrial Parkway	Berea	44017	844.736.5750	
N	524	Hoya-Columbus	2156 Southwest Blvd	Grove City	43123	844.736.5751	
	104	Interstate Optical Company, Inc.*	680 Lindaire Lane	Mansfield	44906	419.529.6800	800.472.5790
	124	Walman Optical Company	1851 Ebert Avenue	Dayton	45439	937.298.0223	800.762.4827
	114	Walman Optical Company	1201 Jefferson Avenue	Toledo	43604	419.248.3384	800.472.0107
N	199	VSPOne Columbus	2605 Rohr Road	Lockbourne	43137	614.409.8900	800.251.5150
Oklahoma							
	216	Rx Optical	2006 N. Yellowoad Avenue	Broken Arrow	74012	918.459.3833	800.886.3467
N	204	Team Duffens	713 SW 119 th Street	Oklahoma City	73170	405.703.4133	
N	545	Dunlaw Optical	1313 SW A Avenue	Lawton	75301	800.678.4525	
Oregon							
	718	Carl Zeiss Vision Northwest	14450 SE 98th Court	Clackamas	97015	800.403.8997	
N	712	Hoya-Springfield*	155 South 47 th Street	Springfield	97478	844.736.5755	
N	713	Hoya-Portland	4500 SE Criterion Court, #220	Milwaukie	97222	844.736.5768	
N	711	Opti-Craft, Inc.	12130 NE Ainsworth Circle	Portland	97220	503.256.5330	800.288.8078
Pennsylvania							
N	495	Allentown Optical Corp.	525 Business Park Lane	Allentown	18109	610.433.5269	800.523.1141
N	411	Balester Optical Company	388 North River Street	Wilkes-Barre	18702	570.824.7821	800.233.8373
N	490	K Optical, Inc.	29 West Main Street	Hummelstown	17036	717.566.5681	800.548.7540
N	443	Luzerne Optical Laboratories, Ltd.	180 N. Wilkes-Barre Blvd.	Wilkes-Barre	18702	570.822.3183	800.233.9637
N	408	Three Rivers Optical Co.	260 Bilmar Drive	Pittsburgh	15205	412.928.2020	800.756.2020
N	436	Walman Optical Company	150 Rose Court	York	17402	717.767.5193	800.673.2425
Puerto Rico							
	868	MGM Excellence Processing	Valle Tolima Industrial Park, Bldg 14 A 3	Caguas	00726	787.745.8875	787.782.2727
Rhode Island							
N	480	Crown Optical Company	15 Commerce Street	Greenville	02828	401.949.3400	800.766.2769

N	481	McLeod Optical Co., Inc.	50 Jefferson Park Road	Warwick	02888	401.467.3000	800.288.5367
South Carolina							
	212	Robertson Optical Lab	411 Commerce Drive, NE	Columbia	29223	803.254.9381	800.922.5525
N	215	Southern Optical Co.	128 Greenacre Road	Greenville	29607	864.232.7316	800.999.4805
South Dakota							
	633	Walman Optical Company	623 S. Lyons Avenue	Sioux Falls	57106	605.336.3650	800.843.7968
N	678	Twin City Optical	3109 W. 41 st Street, Suite 115	Sioux Falls	57105	605.373.0264	800.615.1106
Tennessee							
N	286	Hoya-Knoxville	1529 Western Avenue NW	Knoxville	37921	844.736.5759	
N	222	Muller Optical Company	203 W. Baltimore Street	Jackson	38301	731.422.1601	800.238.3811
	211	Precision Optical Lab	225 Overton Road	Gallaway	38036	901.867.2991	800.238.6828
N	265	Southern Optical Co.	501 Merritt Avenue	Nashville	37203	615.256.6631	800.333.8498
N	288	Southern Optical Co.	136B Industrial Park Road	Piney Flats	37686	423.538.5544	800.888.2544
Texas							
N	241	Duffens Optical Company	3625 Willowbend Blvd. #110	Houston	77054	713.663.3000	800.392.9774
N	242	Hoya-Dallas	651 E. Corporate Drive	Lewisville	75057	800.423.2361	
N	246	Omega Optical Company	13675 N. Stemmons Fwy.	Dallas	75234	972.241.4141	800.366.6342
N	201	VSPOne Dallas	440 E. Vista Ridge Mall Drive	Lewisville	75067	972.956.5400	866.934.0400
N	230	Wilson Optical	8990 Summerford Lane	El Paso	79907	915.859.3415	800.351.2287
	754	Dallas DC Lab	13675 N. Stemmons Fwy.	Dallas	75234	855.658.1705	
Utah							
Vermont							
Virginia							
	281	Homer Optical-Virginia Beach	5819 A Ward Ct.	Virginia Beach	23455	757.460.2020	
N	318	Southern Optical Co.	10813 Trade Road	Richmond	23236	804.747.8700	800.229.5367
Washington							
	515	Central Optical Lab	412 Diagonal Street	Clarkston	99403	509.758.1791	800.366.1790
N	568	Hoya-Seattle	2330 South 78 th Street	Tacoma	98409	844.736.5771	
N	519	Jorgenson Optical Supply	1901 S. Union Avenue, B1001	Tacoma	98405	253.572.4522	800.426.8918
	573	Vision Craft, Inc.	202 South Front Street	Yakima	98901	509.248.1951	800.733.3937
	539	Walman Optical Company	20417 80th Avenue South	Kent	98032	253.872.7137	800.752.5227
	505	VSPOne Olympia	8719 Commerce Place Drive NE, Suite D	Lacey	98516	360.352.7502	888.352.7502
West Virginia							
N	123	Bell Optical Laboratory, Inc.	2182 Route 75, Suite 2	Kenova	25530	304.429.8470	800.553.3402
Wisconsin							
	225	WVA Optics	35263 West State Street	Burlington	53105	262.763.0100	
	657	Walman Optical Company	3108 Airport Road	La Crosse	54603	608.784.5836	800.356.9504
	658	Walman Optical Company	205 S. Stoughton Road	Madison	53714	608.249.7364	800.736.6544
	659	Walman Optical Company	7300 South 1 st Street	Oak Creek	53154	414.764.8878	800.677.0680
	649	Walman Optical Company	715 14 th Avenue	Green Bay	54304	920.498.2928	800.365.2828
N	668	WOS Optical	610 Lombardi	Green Bay	54304	800.888.4454	800.888.4454
Wyoming							

*Safety Eyewear monogrammed only by request.

**Safety Eyewear not provided at this lab.

PATIENT LENS ENHANCEMENT FEES INSTRUCTIONS

Covered Lens Enhancements

Don't charge a fee for any lens enhancements covered by your patient's plan. We'll pay you a service fee, as shown on the [VSP Signature Lens Enhancements Chart](#). Please note that if your patient is covered for plastic dyes, glass tints, or plastic or glass photochromics, there's no service fee for these lens enhancements. There's also no service fee for covered polycarbonate lenses when dispensed to children or handicapped patients.

POLYCARBONATE LENSES FOR MONOCULAR PATIENTS

Don't charge for the polycarbonate lens enhancement used by functionally monocular patients, defined as those having best corrected vision of 20/200 or worse in one eye. Polycarbonate lenses are covered.

We'll cover the lens enhancement fee, even if it's not specifically covered by your patient's plan. We'll also pay you a service fee. Simply include the most appropriate ICD-10 diagnosis code describing your patient's level of visual impairment on the claim form.

Monocular Diagnosis Codes:

The claim must be submitted with a polycarbonate lens enhancement and one of the following monocular diagnosis codes: H54.10, H54.40, H54.1131-H54.2X22, H54.413A-H54.415A and H54.42A3-H54.42A5.

Other Lens Enhancements

For lens enhancements that are covered with a copay, charge the patient according to the [VSP Signature Lens Enhancements Chart](#) or your U&C fee (whichever is lower).

Important! If a lens enhancement is listed with an "N" or is Not Covered, the patient's plan doesn't allow that lens enhancement to be ordered for the patient. If the item is provided, we'll deny payment for the lenses and frame, and the patient must pay for the entire cost of the lens and frame.

DETERMINING WHAT TO CHARGE THE PATIENT

VSP patient copays are all add-on fees. Your private-pay lens enhancement fees may be an add-on to your lens fee or included in your total lens fee. Example A shown below explains what to charge your patient when your U&C add-on fees are higher than VSP's Patient Lens Enhancement fees. Example B explains what to charge your patient when your U&C add-on fees are lower than VSP's Patient Lens Enhancement fees.

EXAMPLES

	Example A	Example B
1. Convert your total U&C fees to add-on fees.		
Your U&C fee for Photogray Extra FT28 bifocal lenses is:	\$145	\$125
Subtract your U&C fee for clear FT28 bifocal lenses:	-\$100	-\$100
Your U&C add-on fee for multifocal Photogray Extra is:	\$45	\$25
2. Determine what to charge your patient. Compare your U&C add-on fee to the VSP lens enhancement patient copay and select the lower of the two.		
Your U&C add-on fee for multifocal Photogray Extra:	\$45	\$25

The Patient Copay for multifocal Photochromic—Glass is:	\$37	\$37
Patient pays:	\$37	Go to Step 3 to continue

The purpose of the following step is to adjust your U&C fee based on contract lab fees. This step preserves your service fees as necessary.

3. (Example B only) Adjust the amount to charge your patient, if needed. If your U&C fee is lower than the Patient Copay, you'll need to adjust the amount.

Your U&C add-on fee for multifocal Photogray Extra is:	\$25
Subtract your private lab's add-on charge to you for multifocal Photogray Extra:	-\$15
Your U&C service charge for multifocal Photogray Extra:	\$10
Add the VSP Lens Enhancement Chargeback for multifocal Photogray Extra (Photochromic—Glass):	+\$23
Your adjusted U&C add-on fee for multifocal Photogray Extra is:	\$33

4. (Example B only) Compare your adjusted U&C add-on fee to the fee shown on the Patient Lens Enhancement list and charge the lower fee.

Your adjusted U&C add-on fee for multifocal Photogray Extra is:	\$33
The Patient Copay for multifocal Photochromic—Glass is:	\$37
Patient pays:	\$33

Flexible Lens Enhancements

To offer more customized coverage to VSP Vision Care clients and members, we've developed several flexible lens enhancements programs that allow partial coverage for the most popular VSP lens enhancements, including anti-reflective (AR) coatings, photochromics, and progressives. Always refer to the online Patient Record Report and Lens Enhancements Charges report for complete information on lens enhancement coverage. [The VSP Flexible Lens Enhancement Coverage Tip Sheet](#) provides more information and helps you calculate patients' out-of-pocket expenses.

Single Lens Orders

Even though your patient can request a single lens instead of a pair of lenses, VSP doctors and labs are reimbursed for a complete pair of lenses. If your patient only orders one lens and then needs a second lens within 12 months, your patient is entitled to a second lens at no additional cost.

If your patient gets a lens enhancement on a single lens order, charge them the full patient-lens enhancement price.

Half-Pair Orders

There may be instances where a patient ordering two prescription lenses, might only need a particular lens enhancement on one of the lenses, such as one plastic progressive lens and one single-vision plastic lens.

PATIENT CHARGES

If the lens enhancement is covered, don't charge the patient. For other lens enhancements, charge the patient half of the VSP Patient Copay. Only half of the chargeback will be deducted from your VSP Explanation of Payment.

CLAIM SUBMISSION

When you submit orders electronically, indicate in Box 19 on the CMS-1500 Form “half-pair lens enhancement” and clearly describe half lens enhancement in Lab Special Instruction area, including which lens has the enhancement; left or right. If one lens is progressive and one is single vision, be sure to bill both lenses as progressive. Eyefinity will not accept SVL in one eye and progressive in the other.

When you submit a paper claim, indicate in Box 19 on the CMS-1500 “half-pair lens enhancement”, indicate left or right eye and include the lab invoice.

PATIENT LENS ENHANCEMENT EXPLANATIONS

Below, you'll find details about patient lens enhancements on the [VSP Signature Plan®](#) and [VSP Choice Plan® Lens Enhancements](#) Charts.

Lens Styles

Style	Lens Enhancement Codes
Mid and High Index Plastic Lenses All plastic lenses with an index of refraction between 1.53 and 1.74 in both non-aspheric and aspheric designs, not including polycarbonate, use these codes. The price includes front and backside scratch-resistant coating and inherent UV protection.	AB, BB, DB, FB, IB, JB, KB, NB, OB, AH, BH, DH, NH, OH, FH, JH, KH, AJ, BJ, NJ, OJ, FJ, JJ, KJ, II
Glass Use this lens enhancement code for glass spherical lenses. This code is not applicable with progressive lenses.	AE
High Index Glass—Non-Aspheric All glass lenses with an index of refraction between 1.60 and 1.80 in non-aspheric designs.	AF
Polycarbonate These codes cover polycarbonate lenses. The price includes front and backside scratch-resistant coating and inherent UV protection.	AD, BD, DD, ND, FD, ID, ND, OD, JD, KD
Trivex Lenses manufactured in Trivex fall into the Mid-Index category. These products include progressive, aspheric and non-aspheric designs. The lens enhancement price includes front and backside scratch resistant coating and inherent UV protection. Do not charge for factory scratch coating (category A) or UV protection on Trivex lenses.	AB, BB, DB, FB, IB, JB, KB, NB, OB
Aspheric Lenses Aspheric lenses ordered in 1.50 plastic are available using 'AA' code. If Aspheric lenses are ordered in high index plastic 1.53 -1.60/Trivex, high index plastic 1.66/1.67, or high index plastic 1.70 and above, use code AA plus the appropriate fee for the material. Note: Cataract lenses aren't categorized under aspheric. For cataract lens orders processed through eClaim , choose Lenticular from the pull-down menu under Vision Type. For paper orders processed with Material Invoices, choose the Other box and write Lenticular in the space provided.	AA, AB, AH, AJ, AD, AF
Digitally Surfaced Aspheric Lenses Digital Aspheric lenses ordered in any plastic material are available using these codes. If Digital Aspheric lenses are ordered in high index plastic 1.53 -1.60/Trivex, high index plastic 1.66/1.67, or high index plastic 1.70 and above, or polycarbonate, use code BA plus the appropriate fee for the material. These additional costs are listed on the lens enhancement charts directly below the main lens charge (e.g., charge codes BA and BB, for 1.60 Digital Aspheric lenses).	BA, BB, BD, BH, BJ
Occupational Lenses There is no charge to the patient for occupational lenses (e.g., double seg/double D, CRT trifocal, 10x25, 10x28, 10x35, 12x35, 14x35 and Datalite lenses). Single Vision glass occupational safety lenses are not available for use with VSP benefits. ED and FD trifocals aren't paid under this category.	
Blended Myo-Disc For standard myo-disc orders on eClaim , choose "Lenticular" from the pull-down menu under	

<p>Vision Type. For paper orders on a Materials Invoice, write “Lenticular” in the “Other” box. Blended Myo-Disc lenses are not available for use with VSP benefits.</p>	
<p>Polarized Lenses</p>	<p>DA, DE, NP, OP, FP, JP, KP</p> <p>Single vision and lined multifocal plastic polarized lenses are included under code DA. Glass polarized lenses are included under code DE. If polarized lenses are ordered in high index plastic 1.53-1.60/Trivex, high index plastic 1.66/1.67, or polycarbonate, charge additionally for the appropriate material. These additional costs are listed on the lens enhancement charts directly below the main lens charge. (e.g., charge codes DA and DD for polarized lenses in polycarbonate). Premium polarized lenses are not available for use with VSP benefits.</p> <p>Plastic polarized lenses with a progressive design are included under progressive codes NP, OP, FP, JP, and KP and must be used with corresponding progressive codes NA, OA, FA, JA, and KA respectively. Do not use codes DA, DE, DB, DD, or DH, for progressive polarized lenses.</p> <p>Note: Don’t charge for full UV protection on polarized lenses, since this is already included in the price. For backside only UV protection, charge the patient using lens enhancement BV.</p>
<p>Near Variable Focus</p>	<p>IA</p> <p>If near variable focus lenses are ordered in high index plastic 1.53-1.60/Trivex, high index 1.66/1.67, or polycarbonate, charge code IA plus IB, IA plus II, or IA plus ID. These lenses are only available pre-scratch coated; don’t charge for scratch resistant coating. In eClaim, choose Near Variable Focus from the pull-down menu under Vision Type. On paper, mark the Bifocal box located in the Lens Type section of the Materials Invoice form.</p>
<p>Blended Bifocals</p>	<p>GA</p> <p>Charge the GA code for blended bifocals in plastic.</p>
<p>Doctor In-Office Lens Enhancements</p> <p>Doctors can provide the following lens enhancements in their office:</p> <p>Plastic Dyes—Pink I and II (IM)</p> <p>Plastic Dyes—Gradients (IP)</p> <p>Plastic Dyes—Solid Other Colors (IN)</p> <p>UV Protection - plastic lenses only (IV)</p> <p>Important! Tell the contract lab when your in-office lab will provide any of the above lens enhancements.</p> <p>Guidelines:</p> <p>You’re responsible for lenses to which you apply in-office lens enhancement. You must completely and carefully inspect lenses before beginning work on them. If the lenses become damaged (scratched, etc.), you’re responsible to replace the full cost of the lenses.</p> <p>You can provide in-office lens enhancements (plastic dyes and UV protection) only if the lens enhancement is the last step in the fabrication process. For example, anti-reflective coating must be applied after a lens has been tinted; so to avoid delay to your patient, the lab will complete the entire job including the tint. If a contract lab must dye or UV-coat the lens, the lab will replace the doctor code(s) with the lab code(s) for payment.</p> <p>If lab order information isn’t completed correctly to show you’ll provide the lens enhancement in-office, the lab may perform and receive payment for those services. However, if a lab order form is completed correctly to show lens enhancements supplied in-office and the lab inadvertently provides the lens enhancements, we will pay your office for the dispensed lens enhancements.</p> <p>When a redo is needed, you’ll be required to provide the lens enhancement in-office again, regardless of fault.</p>	

You're required to remit the tax on in-office lens enhancements as appropriate.	
Progressive N/O/F/J/K	NA, OA, FA, FE, JA, JE, KA, KE
The difference between the progressive categories is determined only by the market price of the lenses. Refer to the Product Index for information on which codes to use with specific progressives.	
If progressive lenses are ordered in high index plastic 1.53-1.60/Trivex, high index plastic 1.66/1.67, high index plastic 1.70 and above, glass/high index glass, polycarbonate, or polarized, charge additionally for the appropriate material. These additional costs are listed on the lens enhancement charts directly below the main lens charge (e.g., charge codes JA and JD for Progressive J lenses in polycarbonate).	
If a progressive design includes asphericity, don't charge extra. Asphericity is built into the lens enhancement price.	
Important! There is no additional charge for factory-applied scratch resistant coating (category A, code QQ) on any progressive lens, as the prices already includes factory scratch-resistant coating. If a progressive is available either uncoated or pre-scratch coated, the lab will always provide the pre-scratch coated version.	

Dyes, Tints and Color Coatings

Plastic Dyes	MM, MN, MP
Patients are covered for all plastic Pink I and II solid dyes, which can be ordered under a variety of names including Cruxite A, Cruxite AX, Softlite A, Softlite B, Rose I, Rose II, Flesh, Blush, Nutratint Pink, and Lite Pearl.	
Charge code MN for all other plastic color solid dyes. Code MP includes single, double, and triple gradients.	
You may provide plastic dyes in-office (lens enhancement codes IM, IN, and IP). Please refer to Doctor In-Office Lens Enhancements for instructions on specifying in-office lens enhancements on a lab order form.	
Glass Tints	MQ, MR
Patients are covered for all glass Pink I and II tints. Charge code MR for all other tints. Glass yellow tints are not available for use with VSP benefits.	
Glass Color Coatings	MS, MT
Charge code MS for solid glass color coatings and MT for gradient glass color coatings.	

Photochromics

Photochromics—Glass	PM
Charge this code for photochromic glass lenses.	
Photochromics—Plastic	PP
<i>NOTE: Currently no products are tied to this lens enhancement code.</i>	
Charge this code for most photochromic plastic lenses. These lenses come with UV protection and scratch resistant coating; do not charge separately.	
Photochromics—Plastic	PR
Charge this code for photochromic plastic lenses. These lenses come with UV protection and scratch resistant coating; do not charge separately.	

Other Coatings

Anti-Reflective Coatings A	QM
-----------------------------------	----

All anti-reflective coatings except those specifically listed under Anti-Reflective Coatings B, C, or D, are in this category. Many anti-reflective coatings have scratch-resistant properties. Contract labs must use the same anti-reflective “formula” and coating methods for your VSP patients that they use for private work (e.g., some labs always include scratch-coated base lenses with their anti-reflective coatings). The scratch-resistant coating (codes QQ and QS) can’t be used in conjunction with any anti-reflective coating.

Anti-Reflective Coatings B, C, and D QN, QT, QV

These anti-reflective categories are for reviewed and categorized AR coatings that are more durable than other AR coatings. All AR brands under these categories are guaranteed for two years, covering any scratches (normal wear) on the coating and lenses. Please see the Product Index for brands under these categories.

Don’t use the scratch-resistant coating (codes QQ and QS) in conjunction with any anti-reflective coating.

Mirror Coatings QP

Silver and gold mirror coatings, including solid and single gradient, are captured in this category. This includes base color (excluding yellow glass tint), if any. For any colored or double gradient mirror coatings, charge Ski Type Coating (code QR).

Scratch-Resistant Coating A, Factory Applied QQ

This applies only to factory applied scratch-resistant coatings on standard plastic (CR-39) lenses. Independent testing has demonstrated that backside (dip and spin) coatings don’t provide the same level of scratch-resistance protection as factory applied coatings on CR-39 lenses. Don’t provide or charge for backside scratch coating on any plastic lens.

Note: Dip and spin coatings are effective and required for the backside of polycarbonate, mid-index, and high-index plastic materials and are included in those prices.

Don’t charge for scratch-resistant coating on anti-reflective, progressive, polycarbonate, photochromic, and high-index plastic lenses. The prices for these materials include front and backside coating.

If a lens has a unique design and is only available with a scratch-resistant coating (e.g., plastic photochromic), don’t charge for the scratch-resistant coating. If a lens is available with or without a factory scratch-resistant coating, and the coated version is chosen, charge for the coating. It is assumed the particular lens was chosen for the coating.

There is no additional charge for scratch-resistant coating on any progressive lens. The prices for progressive lenses in standard plastic include factory scratch-resistant coating. Most progressive brands are only available pre-scratch-coated. If a progressive brand is available either uncoated or pre-scratch-coated, the pre-scratch-coated version must always be provided by the contract lab.

We require contract labs to guarantee scratch-resistant coatings on prescriptions for VSP orders for at least one year under normal wear or the lab’s policy for private orders, whichever is longer.

Ski Type Coating QR

Use this code for duplications of proprietary coatings (e.g., Revo, Vuarnet, Suncloud, Serengeti, Bolle, and Sportlife), double-mirror gradient, color mirror, and dielectric mirror coatings. This price includes the base tint and color coating (excluding yellow glass tint), if any.

For any solid or single-gradient silver and gold mirror coating, charge Mirror Coating (code QP).

Scratch-Resistant Coating B (Other Reviewed Coatings) QS

Charge this code for non-factory-applied scratch-resistant coatings reviewed and categorized by VSP. You can charge these scratch coatings with progressive, polycarbonate, photochromic, as well as mid-index or high-index plastic lenses. Scratch-resistant coatings can't be billed with anti-reflective coatings (codes QM, QN, QT, or QV).

Oversize

Oversize	RM, RN
Charge code RM for any lenses supplied with a 61 mm eyesize or greater in plastic. Charge code RN for any lenses supplied with a 61 mm eyesize or greater in glass. Use the eyesize stated by the frame manufacturer to see if the oversize applies.	

Miscellaneous

Rimless Drill/Notched Mountings - SW
Charge this code for rimless drilled or notched mountings. Slotted lenses that require the use of a non-VSP contract lab are unavailable on VSP orders. Labs with private policies to only drill and mount certain material types (e.g., polycarbonate, Trivex) may also apply these policies to our prescriptions. If you already include the cost of rimless drill/notched amounts in your frame cost, please deduct that cost to ensure patients are not double billed for this enhancement. Follow the contract lab's private redo policy to handle doctor redo requests caused by lens breakage on drilled prescriptions.

Anti-Fog Coatings
Any anti-fog coating, spray-on or otherwise, is not available for use with VSP benefits.

Beveling
Rolled edges or special placement of lenses in the frame (e.g., hide-a-bevel, fifty-fifty) are included in the base lens price. Don't charge your patient separately. Interchangeable lenses for "sport" frames are not available for use with VSP benefits.

Cement Segs (laminating a wafer segment onto the lens)
Cement Segs are not available for use with VSP benefits.

Center Thickness Below 1.5 mm— Polycarbonate Minus Powers Only
Center thicknesses below 1.5 mm on all applicable plastic materials are covered. Don't charge your patient extra for center thickness below 1.5 mm.

Clip-Ons
If the clip-on is priced with the frame (e.g., a frame's wholesale cost, including a clip-on, is \$69.95), and can only be ordered with the frame, write the cost of the frame and clip-on in the frame cost box.
If the clip-on is priced separately from the frame (e.g., the frame's wholesale cost is \$45.85 and the clip-on's wholesale cost is \$29.95), charge your patient the retail price of the clip-on as a private transaction.

Custom Measurement

Each time you submit a claim for an eligible lens and include the frame wrap, pantoscopic tilt, and vertex distance, the CM code and HCPC v2702 Deluxe Lens Feature will automatically be added to your claim. All three measurements are required to receive the additional reimbursement.

Review the Lens Enhancements Charges Report when authorizing benefits. VSP will reimburse you directly for additional custom measurements when patients are covered for progressive lenses with or without a copay. For other progressives, you'll collect the patient copay and see a chargeback on your Explanation of Payment.

Refer to the [VSP Signature Plan Lens Enhancements Chart](#), [VSP Choice Plan Lens Enhancements Chart](#), or the [Product Index](#) for eligible lenses.

Diving Mask

If the lenses have an adapter within the mask, charge the lens enhancement codes that apply. Lenses that are glued directly into the mask are not available for use with VSP benefits.

Edge Coating, Painted Groove SQ

This applies to edge coating or painted groove.

Note: "Painted Groove" refers to cosmetic grooving and painting of the lens edge. It doesn't refer to grooving needed for rimless mountings. There's no additional charge to your patient for rolled edges or grooving of rimless mountings.

Edge Polish SP

Charge lens enhancement code "SP" for a high luster edge polish. Do not charge for "satin" edge polish.

Engravings

Engravings aren't available. Handle engravings as a private transaction between you and the lab and charge the patient your U&C fees.

Facetted Lenses SR

This applies to single and double faceting, and includes polishing. Specialty sculpturing (e.g., Multi Facet Lenses, Billy Brock Facets, etc.) are a private transaction between you, the lab, and the patient. Charge your patient 80% U&C.

Frosted Lenses

These are included in the base lens price. Don't charge your patient separately.

Half-Pair Orders

Your patient may need a prescription with a half-pair lens enhancement, such as one plastic progressive lens and one single vision plastic lens. Please refer to the section on Half-Pair Orders for ordering and claim submission information.

High Luster Edge Polish SP

Charge code SP for high luster edge polish.

Important! If a high luster edge polish is provided at your request, the contract labs must always code for this even if it's provided privately at no additional charge (e.g., polycarbonate). The lab must notify you when this occurs to confirm that you requested high-luster edge polish and you're collecting the correct fees.

When you request a specific lens package that is defined as including high-luster edge polish, the high luster edge polish is to be provided as billed.

Note: Don't charge your patient for rolled edges or for grooving of rimless mountings.

Lenticular

This applies to aphakic lenses (e.g., hyper-aspheric and Welsh 4-drop lenses), and standard myo-disc lenses. For eClaim orders, choose **Lenticular** from the pull-down menu under **Vision Type**. For paper orders on a Materials Invoice, write "Lenticular" in the "Other" box.

Modified Lens Shapes (for any style of frame or mounting)

Modified lens shapes aren't available and should be handled as a private transaction between you and the lab. Charge your U&C fee for modified lens shape.

No-fault Warranties

No-fault warranties aren't available and should be handled as a private transaction between you and the lab. Charge your U&C fee for the no-fault warranty.

Nose Pads

Don't charge your patients for replacement nose pads. The addition of adjustable guard arms and pads and zyl build-ups is a private transaction between you, the lab, and the patient. Charge your patient 80% of U&C.

Prism: Ground-in Prism and Press on Prism

Don't charge your patients for ground-in prism or press on prism.

Satin Edge Polish

VSP does not define Satin Edge polishes. Please consult your lab regarding their definition of Satin Edge polish. Don't charge patients extra for providing any type of edge polish except "High Luster Edge Polish."

SALES TAX

Sales Tax

VSP doesn't pay sales tax to providers. Charge sales tax to your patients, as you normally would, based on your state's sales tax laws and regulations.

VSP Acquisition Costs

If appropriate, use the amount paid to the lab on your behalf to assist with your sales tax calculations.

Base Lenses: VSP's acquisition costs for base lenses are:

- Single Vision: \$12.67
- Bifocal/Progressive: \$24.56
- Trifocal/Other: \$35.95

Lens Enhancements: Refer to the appropriate Lens Enhancements Charts ([VSP Signature Plan®](#), [VSP Choice Plan®](#), or [VSP Advantage Network](#)) depending on the patient's plan type and use the Charge Back amount to determine the amount paid to the lab for each lens enhancements.

PRODUCT INDEX

Products listed in the Product Index, plus corresponding descriptions and codes, are for reference only. Entries don't imply endorsement, promotion, contracts, or any other relationship between VSP and listed companies. Please contact the manufacturer for more details on individual products.

Last updated on November 1, 2021

[Unavailable](#) products are listed at bottom of document.

[Proprietary Lens & Frame](#) products are listed at bottom of document.

[PDF printer-friendly copy](#)

Product	Lens Enhancement(s) to be charged	Lens Enhancement Code	Special Note
Single Vision Aspherical/Spherical	Glass SV: Glass	AE	LC
	1.60/1.70/1.80 High-index Glass: High-Index Glass 1.60-1.80	AF	LC
	1.56 Mid-index Plastic, 1.60 High-index Plastic, Trivex: High-index Plastic 1.53-1.60/Trivex	AB	LC
	1.67 High-index Plastic: High-index Plastic 1.66/1.67	AH	LC
	1.67 High-index Plastic Lenticular: High-index Plastic 1.66/1.67	AH	LC
	1.70/1.74 High-index Plastic: High-index Plastic 1.70 & Above	AJ	LC
	Polycarbonate SV Polycarbonate	AD	LC
	Trivex Polarized Polarized Plastic Polarized High-index Plastic 1.53-1.60/Trivex	DA DB	LC
Bifocal Aspherical/Spherical	C25/C28, FT22/25/28/35, Round Seg 22/25: Glass	AE	LC
	1.70 High-index Glass FT28: High-index Glass 1.60-1.80	AF	LC
	1.50 Plastic FT28 Aspheric: Plastic	AA	LC
	1.56 Mid-index Plastic, 1.60 High-index Plastic FT35, Trivex FT28: High-index Plastic 1.53-1.60/Trivex	AB	LC

	Polycarbonate FT28: Polycarbonate	AD	LC
Trifocal Aspherical/Spherical	7X25/7X28/7X35, 8X28/8X35, 10X28: Glass	AE	LC
	1.50 Plastic 7X28, 8X35 Aspheric: Plastic	AA	LC
	1.56 Mid-index Plastic 7X28, 1.56 High-index Plastic 8X35: High-index Plastic 1.53-1.60/Trivex	AB	LC
	1.67 High-index Plastic 7X28, High-index Plastic 8X35: High-index Plastic 1.66/1.67	AH	LC
Single Vision Digital Aspheric	1.50 Plastic: Digital Aspheric Plastic	BA	LC
	1.50 Plastic Polarized: Digital Aspheric Plastic Polarized Plastic	BA DA	LC
	1.56 Mid-index Plastic, 1.60 High-index Plastic, Trivex: Digital Aspheric Plastic Digital Aspheric High-index Plastic 1.53-1.60/Trivex	BA BB	LC
	1.67 High-index Plastic: Digital Aspheric Plastic Digital Aspheric High-index Plastic 1.66/1.67	BA BH	LC
	1.70/1.74 High-Index Plastic: Digital Aspheric Plastic Digital Aspheric High-index Plastic 1.70 & Above	BA BJ	LC
	Polycarbonate: Digital Aspheric Plastic Digital Aspheric Polycarbonate	BA BD	LC
	Polycarbonate Polarized: Digital Aspheric Plastic Polarized Plastic Polarized Polycarbonate	BA DA DD	LC
	Trivex Polarized: Digital Aspheric Plastic Polarized Plastic Polarized High-index Plastic 1.53-1.60/Trivex	BA DA DB	LC
	Bifocal Digital Aspheric	1.50 Plastic Digital Bifocal, Round Seg 22/25/28: Digital Aspheric Plastic	BA
1.50 Plastic Polarized Digital Bifocal: Digital Aspheric Plastic Polarized		BA DA	LC

	1.50 Plastic Blended Seg 22/25/28: Digital Aspheric Plastic BA Blended Bifocal Plastic GA LC
	1.56 Mid-index Plastic, 1.60 High-index Plastic, Trivex Digital Bifocal: Digital Aspheric Plastic BA Digital Aspheric High-index Plastic 1.53-1.60/Trivex BB LC
	1.56 Mid-index Plastic, 1.60 High-index Plastic, Trivex Round Seg 22/25/28: Digital Aspheric Plastic BA Digital Aspheric High-index Plastic 1.53-1.60/Trivex BB LC
	1.67 High-index Plastic Digital Bifocal, Round Seg 22/25/28: Digital Aspheric Plastic BA Digital Aspheric High-index Plastic 1.66/1.67 BH LC
	Polycarbonate Digital Bifocal, Round Seg 22/25/28: Digital Aspheric Plastic BA Digital Aspheric Polycarbonate BD LC
A	
Acclaim (X-Cel)	8 x 34, 10 x 35, 12 x 35: Occupational Lens—Plastic – no charge to the patient
Accolade (Essilor)	1.50 Plastic: Progressive K—Plastic KA
	1.50 Plastic Transitions Signature GEN 8: Progressive K—Plastic KA Photochromic-Plastic PR
	1.60 High-index Plastic: Progressive K—Plastic KA High-index Plastic 1.53-1.60/Trivex KB
	1.67 High-index Plastic: Progressive K—Plastic KA High-index Plastic 1.66/1.67 KH
	1.67 High-index Plastic Transitions Signature GEN 8: Progressive K—Plastic KA High-index Plastic 1.66/1.67 KH Photochromic-Plastic PR
	1.74 High-index Plastic w/ applicable AR: Progressive K—Plastic KA High-index Plastic 1.70 & Above KJ Anti-Reflective Coating B QN UV Protection – Backside BV Crizal Easy UV

	<p>1.74 High-index Plastic w/ applicable AR: Progressive K—Plastic KA High-index Plastic 1.70 & Above KJ Anti-Reflective Coating C QT UV Protection – Backside BV</p> <p>Crizal Alize UV</p>
	<p>1.74 High-index Plastic w/ applicable AR: Progressive K—Plastic KA High-index Plastic 1.70 & Above KJ Anti-Reflective Coating D QV</p> <p>Crizal SunShield</p>
	<p>1.74 High-index Plastic w/ applicable AR: Progressive K—Plastic KA High-index Plastic 1.70 & Above KJ Anti-Reflective Coating D QV UV Protection—Backside BV</p> <p>Crizal Avance UV, Crizal Previncia and Crizal Sapphire 360 UV</p>
	<p>Polycarbonate: Progressive K—Plastic KA Polycarbonate KD</p>
	<p>Polycarbonate Transitions Signature GEN 8 / XTRActive: Progressive K—Plastic KA Polycarbonate KD Photochromic-Plastic PR</p>
	<p>Polycarbonate Transitions Vantage: Progressive K—Plastic KA Polycarbonate KD Polarized KP Photochromic-Plastic PR</p>
	<p>Polycarbonate Polarized: Progressive K—Plastic KA Polycarbonate KD Polarized KP</p>
	<p>Trivex: Progressive K—Plastic KA High-index Plastic 1.53-1.60/Trivex KB</p>
	<p>Trivex Transitions Signature GEN 8/ XTRActive: Progressive K—Plastic KA High-index Plastic 1.53-1.60/Trivex KB Photochromic-Plastic PR</p>
Accolade Freedom (Essilor)	<p>1.50 Plastic: Progressive F—Plastic FA</p>

	1.50 Plastic Transitions Signature GEN 8:	
	Progressive F—Plastic	FA
	Photochromic-Plastic	PR
	1.60 High-index Plastic:	
	Progressive F—Plastic	FA
	High-index Plastic 1.53-1.60/Trivex	FB
	1.67 High-index Plastic:	
	Progressive F—Plastic	FA
	High-index Plastic 1.66/1.67	FH
	1.67 High-index Plastic Transitions Signature GEN 8:	
	Progressive F—Plastic	FA
	High-index Plastic 1.66/1.67	FH
	Photochromic-Plastic	PR
	1.74 High-index Plastic w/ applicable AR:	
	Progressive F—Plastic	FA
	High-index Plastic 1.70 & Above	FJ
	Anti-Reflective Coating B	QN
	UV Protection—Backside	BV
	Crizal Easy UV	
	1.74 High-index Plastic w/ applicable AR:	
	Progressive F—Plastic	FA
	High-index Plastic 1.70 & Above	FJ
	Anti-Reflective Coating C	QT
	UV Protection—Backside	BV
	Crizal Alize UV	
	1.74 High-index Plastic w/ applicable AR:	
	Progressive F—Plastic	FA
	High-index Plastic 1.70 & Above	FJ
	Anti-Reflective Coating D	QV
	Crizal SunShield	
	1.74 High-index Plastic w/ applicable AR:	
	Progressive F—Plastic	FA
	High-index Plastic 1.70 & Above	FJ
	Anti-Reflective Coating D	QV
	UV Protection—Backside	BV
	Crizal Avance UV, Crizal Previncia and Crizal Sapphire 360 UV	
	Polycarbonate:	
	Progressive F—Plastic	FA
	Polycarbonate	FD
	Polycarbonate Transitions Signature GEN 8 / XTRActive:	
	Progressive F—Plastic	FA
	Polycarbonate	FD
	Photochromic-Plastic	PR

	Polycarbonate Transitions Vantage: Progressive F—Plastic FA Polycarbonate FD Polarized FP Photochromic-Plastic PR
	Polycarbonate Polarized: Progressive F—Plastic FA Polycarbonate FD Polarized FP
	Trivex: Progressive F—Plastic FA High-index Plastic 1.53-1.60/Trivex FB
	Trivex Transitions Signature GEN 8 / XTRActive: Progressive F—Plastic FA High-index Plastic 1.53-1.60/Trivex FB Photochromic-Plastic PR
Adaptar (Essilor)	1.50 Plastic: Progressive K—Plastic KA
	1.60 High-index Plastic: Progressive K—Plastic KA High-index Plastic 1.53-1.60/Trivex KB
	Polycarbonate: Progressive K—Plastic KA Polycarbonate KD
	Clear Glass: Progressive K—Glass/High-index Glass KE
	Photochromic Glass: Progressive K—Glass/High-index Glass KE Photochromic—Glass PM
Adaptar Digital/Short (Essilor)	1.50 Plastic: Progressive K—Plastic KA
	1.50 Plastic Transitions Signature GEN 8 / XTRActive: Progressive K—Plastic KA Photochromic-Plastic PR
	1.60 High-index Plastic Transitions Signature GEN 8: Progressive K—Plastic KA High-index Plastic 1.53-1.60/Trivex KB Photochromic-Plastic PR
	1.67 High-index Plastic: Progressive K—Plastic KA High-index Plastic 1.67 KH
	1.67 High-index Plastic Transitions Signature GEN 8 / XTRActive: Progressive K—Plastic KA High-index Plastic 1.67 KH Photochromic-Plastic PR

	1.67 High-index Plastic Polarized: Progressive K—Plastic High-index Plastic 1.67 Polarized	KA KH KP	
	Polycarbonate: Progressive K—Plastic Polycarbonate	KA KD	
	Polycarbonate Transitions Signature GEN 8 / XTRActive: Progressive K—Plastic Polycarbonate Photochromic-Plastic	KA KD PR	
	Polycarbonate Polarized: Progressive K—Plastic Polycarbonate Polarized	KA KD KP	
	Trivex: Progressive K—Plastic Trivex	KA KB	
	Trivex Transitions Signature GEN 8 / XTRActive: Progressive K—Plastic Trivex Photochromic-Plastic	KA KB PR	
Allure Coating (Carl Zeiss Vision)	Anti-Reflective Coating C	QT	LC
Amplitude BKS/ Amplitude Mini BKS (Hoya)	1.50 Plastic: Progressive J—Plastic	JA	
	1.50 Plastic Polarized: Progressive J—Plastic Polarized	JA JP	
	1.50 Plastic Transitions XTRActive Polarized: Progressive J—Plastic Polarized Photochromic-Plastic	JA JP PR	
	1.50 Plastic Transitions Signature GEN 8: Progressive J—Plastic Photochromic-Plastic	JA PR	
	1.50 Plastic Sensity / Sensity Dark / Sensity Fast: Progressive J—Plastic Photochromic-Plastic	JA PR	
	1.60 High-index Plastic: Progressive J—Plastic High-index Plastic 1.66/1.67	JA JB	

	1.60 High-index Plastic Transitions Signature GEN 8: Progressive J—Plastic JA High-index Plastic 1.66/1.67 JB Photochromic-Plastic PR
	1.60 High-index Plastic Sensity / Sensity Dark: Progressive J—Plastic JA High-index Plastic 1.66/1.67 JB Photochromic-Plastic PR
	1.67 High-index Plastic: Progressive J—Plastic JA High-index Plastic 1.66/1.67 JH
	1.67 High-index Plastic Transitions Signature GEN 8: Progressive J—Plastic JA High-index Plastic 1.66/1.67 JH Photochromic-Plastic PR
	1.67 High-index Plastic Sensity / Sensity Dark / Sensity Fast: Progressive J—Plastic JA High-index Plastic 1.66/1.67 JH Photochromic-Plastic PR
	1.67 High-index Plastic Polarized: Progressive J—Plastic JA High-index Plastic 1.66/1.67 JH Polarized JP
	1.67 High-index Plastic Transitions XTRActive Polarized: Progressive J—Plastic JA High-index Plastic 1.66/1.67 JH Polarized JP Photochromic-Plastic PR
	1.70 High-index Plastic: Progressive J—Plastic JA High-index Plastic 1.70 & Above JJ
	1.74 High-index Plastic: Progressive J—Plastic JA High-index Plastic 1.70 & Above JJ
	1.74 High-index Plastic Transitions Signature GEN 8: Progressive J—Plastic JA High-index Plastic 1.70 & Above JJ Photochromic-Plastic PR
	Polycarbonate: Progressive J—Plastic JA Polycarbonate JD

	Polycarbonate Transitions Signature GEN 8: Progressive J—Plastic JA Polycarbonate JD Photochromic-Plastic PR	
	Polycarbonate Transitions XTRActive Polarized: Progressive J—Plastic JA Polycarbonate JD Polarized JP Photochromic-Plastic PR	
	Polycarbonate Sensity / Sensity Dark / Sensity Fast: Progressive J—Plastic JA Polycarbonate JD Photochromic-Plastic PR	
	Polycarbonate Polarized: Progressive J—Plastic JA Polycarbonate JD Polarized JP	
	Trivex: Progressive J—Plastic JA High-index Plastic 1.53-1.60/Trivex JB	
	Trivex Transitions Signature GEN 8: Progressive K—Plastic JA High-index Plastic 1.53-1.60/Trivex JB Photochromic-Plastic PR	
	Trivex Sensity / Sensity Dark / Sensity Fast: Progressive J—Plastic JA High-index Plastic 1.53-1.60/Trivex JB Photochromic-Plastic PR	
	Trivex Polarized: Progressive J—Plastic JA High-index Plastic 1.53-1.60/Trivex JB Polarized JP	
Aris (X-Cel)	Trivex SV, RD24, FT28, FT35, 7x28, 8x35: High-index Plastic 1.53-1.60/Trivex AB	LC
	Trivex SV, RD24, FT35, Transitions Signature: High-index Plastic 1.53-1.60/Trivex AB Photochromic-Plastic PR	LC
	Trivex SV Transitions XTRActive: High-index Plastic 1.53-1.60/Trivex AB Photochromic-Plastic PR	LC

	Trivex Double D28: High-index Plastic 1.53-1.60/Trivex Occupational Lens—Plastic – no charge to the patient for the occupational portion of the lens.	AB	LC
	Trivex FT35: High-index Plastic 1.53-1.60/Trivex Photochromic-Plastic	AB PR	LC
Array VL, Wrap VL (Hoya)	1.50 Plastic Sensity Fast: Progressive F—Plastic Photochromic-Plastic	FA PR	
	1.67 High-index Plastic Sensity Fast: Progressive F—Plastic High-index Plastic 1.66/1.67 Photochromic-Plastic	FA FH PR	
	Polycarbonate Sensity Fast: Progressive F—Plastic Polycarbonate Photochromic-Plastic	FA FD PR	
	Trivex Sensity Fast: Progressive F—Plastic High-index Plastic 1.53-1.60/Trivex Photochromic-Plastic	FA FB PR	
Array 2, Wrap 11, 13, 15, 17 (Hoya)	1.50 Plastic: Progressive O—Plastic	OA	CM
	1.50 Plastic Transitions Signature GEN 8 / XTRActive: Progressive O—Plastic Photochromic-Plastic	OA PR	CM
	1.50 Plastic Transitions XTRActive Polarized: Progressive O—Plastic Polarized Photochromic-Plastic	OA OP PR	CM
	1.50 Plastic Sensity / Sensity Dark / Sensity Fast: Progressive O—Plastic Photochromic-Plastic	OA PR	CM
	1.50 Plastic Polarized: Progressive O—Plastic Polarized	OA OP	CM
	1.56 BluTech Indoor: Progressive O—Plastic High-index Plastic 1.53-1.60/Trivex Plastic Dyes - Solid Color (Except Pink I & II)	OA OB MN	CM
	1.60 High-index Plastic: Progressive O—Plastic High-index Plastic 1.53-1.60/Trivex	OA OB	CM

	1.60 High-index Plastic Transitions		CM
	Signature GEN 8:		
	Progressive O—Plastic	OA	
	High-index Plastic 1.53-1.60/Trivex	OB	
	Photochromic-Plastic	PR	
	1.60 High-index Plastic Sensity / Sensity		CM
	Dark:		
	Progressive O—Plastic	OA	
	High-index Plastic 1.53-1.60/Trivex	OB	
	Photochromic-Plastic	PR	
	1.67 High-index Plastic:		CM
	Progressive O—Plastic	OA	
	High-index Plastic 1.66/1.67	OH	
	1.67 High-index Plastic Sensity / Sensity		CM
	Dark / Sensity Fast:		
	Progressive O—Plastic	OA	
	High-index Plastic 1.66/1.67	OH	
	Photochromic-Plastic	PR	
	1.67 High-index Plastic Transitions		CM
	Signature GEN 8 / XTRActive:		
	Progressive O—Plastic	OA	
	High-index Plastic 1.66/1.67	OH	
	Photochromic-Plastic	PR	
	1.67 High-index Plastic Transitions		CM
	XTRActive Polarized:		
	Progressive O—Plastic	OA	
	High-index Plastic 1.66/1.67	OH	
	Polarized	OP	
	Photochromic-Plastic	PR	
	1.67 High-index Plastic Polarized:		CM
	Progressive O—Plastic	OA	
	High-index Plastic 1.66/1.67	OH	
	Polarized	OP	
	1.70 High-index Plastic:		CM
	Progressive O—Plastic	OA	
	High-index Plastic 1.70 & Above	OJ	
	1.74 High-index Plastic:		CM
	Progressive O—Plastic	OA	
	High-index Plastic 1.70 & Above	OJ	
	Polycarbonate:		CM
	Progressive O—Plastic	OA	
	Polycarbonate	OD	
	Polycarbonate Sensity / Sensity Dark		CM
	Sensity Fast:		
	Progressive O—Plastic	OA	
	Polycarbonate	OD	
	Photochromic-Plastic	PR	

	Polycarbonate Transitions Signature GEN 8 / XTRActive: Progressive O—Plastic Polycarbonate Photochromic-Plastic	OA OD PR	CM
	Polycarbonate Transitions Signature XTRActive Polarized: Progressive O—Plastic Polycarbonate Polarized Photochromic-Plastic	OA OD OP PR	CM
	Polycarbonate Polarized: Progressive O—Plastic Polycarbonate Polarized	OA OD OP	CM
	Trivex: Progressive O—Plastic High-index Plastic 1.53-1.60/Trivex	OA OB	CM
	Trivex Transitions Signature GEN 8 / XTRActive: Progressive O—Plastic High-index Plastic 1.53-1.60/Trivex Photochromic-Plastic	OA OB PR	CM
	Trivex Sensity / Sensity Dark / Sensity Fast: Progressive O—Plastic High-index Plastic 1.53-1.60/Trivex Photochromic-Plastic	OA OB PR	CM
	Trivex Polarized: Progressive O—Plastic High-index Plastic 1.53-1.60/Trivex Polarized	OA OB OP	CM
Aspire (X-Cel)	Aspheric 1.56 Mid Index Plastic: High-index Plastic 1.53-1.60/Trivex	AB	LC
Aspire Clear 16 (X-Cel)	High-index Glass 1.60—1.80 (Clear)	AF	LC
Attitude III Fashion 15/18 (Shamir)	1.50 Plastic: Progressive O—Plastic	OA	CM
	1.50 Plastic Transitions Signature GEN 8 / XTRActive: Progressive O—Plastic Photochromic-Plastic	OA PR	CM
	1.50 Plastic SunSync / SunSync Drive XT: Progressive O—Plastic Photochromic-Plastic	OA PR	CM
	1.50 Plastic SunSync Elite / SunSync Elite XT: Progressive O—Plastic Photochromic-Plastic	OA PR	CM

	1.50 Plastic Transitions DriveWear / Vantage:		CM
	Progressive O—Plastic	OA	
	Polarized	OP	
	Photochromic-Plastic	PR	
	1.50 Plastic Polarized:		CM
	Progressive O—Plastic	OA	
	Polarized	OP	
	1.56 Mid Index Plastic:		CM
	Progressive O—Plastic	OA	
	High-index Plastic 1.53-1.60/Trivex	OB	
	1.56 Mid Index Plastic Polarized:		CM
	Progressive O—Plastic	OA	
	High-index Plastic 1.53-1.60/Trivex	OB	
	Polarized	OP	
	1.60 High-index Plastic:		CM
	Progressive O—Plastic	OA	
	High-index Plastic 1.53-1.60/Trivex	OB	
	1.60 High-index Plastic Transitions Signature GEN 8 / XTRActive:		CM
	Progressive O—Plastic	OA	
	High-index Plastic 1.53-1.60/Trivex	OB	
	Photochromic-Plastic	PR	
	1.60 High-index Plastic Polarized:		CM
	Progressive O—Plastic	OA	
	High-index Plastic 1.53-1.60/Trivex	OB	
	Polarized	OP	
	1.67 High-index Plastic:		CM
	Progressive O—Plastic	OA	
	High-index Plastic 1.66/1.67	OH	
	1.67 High-index Plastic Transitions Signature GEN 8 / XTRActive:		CM
	Progressive O—Plastic	OA	
	High-index Plastic 1.66/1.67	OH	
	Photochromic-Plastic	PR	
	1.67 High-index Plastic SunSync / SunSync Drive XT:		CM
	Progressive O—Plastic	OA	
	High-index Plastic 1.66/1.67	OH	
	Photochromic-Plastic	PR	
	1.67 High-index Plastic SunSync Elite/ SunSync Elite XT:		CM
	Progressive O—Plastic	OA	
	High-index Plastic 1.66/1.67	OH	
	Photochromic-Plastic	PR	
	1.67 High-index Plastic Polarized:		CM
	Progressive O—Plastic	OA	
	High-index Plastic 1.66/1.67	OH	
	Polarized	OP	

	Polycarbonate: Progressive O—Plastic Polycarbonate	OA OD	CM
	Polycarbonate BluTech Indoor w/Lab Choice AR Category D: Progressive O—Plastic Polycarbonate Plastic Dyes - Solid Color (Except Pink I & II) Anti-Reflective Coating D	OA OD MN QV	CM
	Polycarbonate BluTech Outdoor w/Lab Choice AR Category D: Progressive O—Plastic Polycarbonate Polarized Plastic Dyes - Solid Color (Except Pink I & II) Anti-Reflective Coating D	OA OD OP MN QV	CM
	Polycarbonate Transitions Signature GEN 8 / XTRActive: Progressive O—Plastic Polycarbonate Photochromic-Plastic	OA OD PR	CM
	Polycarbonate SunSync / SunSync Drive XT: Progressive O—Plastic Polycarbonate Photochromic-Plastic	OA OD PR	CM
	Polycarbonate SunSync Elite / SunSync Elite XT: Progressive O—Plastic Polycarbonate Photochromic-Plastic	OA OD PR	CM
	Polycarbonate Transitions DriveWear / Vantage: Progressive O—Plastic Polycarbonate Polarized Photochromic-Plastic	OA OD OP PR	CM
	Polycarbonate Polarized: Progressive O—Plastic Polycarbonate Polarized	OA OD OP	CM
	Trivex: Progressive O—Plastic High-index Plastic 1.53-1.60/Trivex	OA OB	CM
	Trivex Transitions Signature GEN 8 / XTRActive: Progressive O—Plastic High-index Plastic 1.53-1.60/Trivex Photochromic-Plastic	OA OB PR	CM

	Trivex SunSync / SunSync Drive XT:		CM
	Progressive O—Plastic	OA	
	High-index Plastic 1.53-1.60/Trivex	OB	
	Photochromic-Plastic	PR	
	Trivex Transitions Vantage:		CM
	Progressive O—Plastic	OA	
	High-index Plastic 1.53-1.60/Trivex	OB	
	Polarized	OP	
	Photochromic-Plastic	PR	
	Trivex Polarized:		CM
	Progressive O—Plastic	OA	
	High-index Plastic 1.53-1.60/Trivex	OB	
	Polarized	OP	
Attitude III Sport 18 (Shamir)	1.50 Plastic:		CM
	Progressive O—Plastic	OA	
	1.50 Plastic Transitions Signature GEN 8 / XTRActive:		CM
	Progressive O—Plastic	OA	
	Photochromic-Plastic	PR	
	1.50 Plastic SunSync / SunSync Drive XT		CM
	Progressive O—Plastic	OA	
	Photochromic-Plastic	PR	
	1.50 Plastic SunSync Elite / SunSync Elite XT:		CM
	Progressive O—Plastic	OA	
	Photochromic-Plastic	PR	
	1.50 Plastic Transitions DriveWear / Vantage:		CM
	Progressive O—Plastic	OA	
Polarized	OP		
Photochromic-Plastic	PR		
1.50 Plastic Polarized:		CM	
Progressive O—Plastic	OA		
Polarized	OP		
1.56 Mid Index Plastic:		CM	
Progressive O—Plastic	OA		
High-index Plastic 1.53-1.60/Trivex	OB		
1.56 Mid Index Plastic Polarized:		CM	
Progressive O—Plastic	OA		
High-index Plastic 1.53-1.60/Trivex	OB		
Polarized	OP		
1.60 High-index Plastic:		CM	
Progressive O—Plastic	OA		
High-index Plastic 1.53-1.60/Trivex	OB		
1.60 High-index Plastic Transitions Signature GEN 8/ XTRActive:		CM	
Progressive O—Plastic	OA		
High-index Plastic 1.53-1.60/Trivex	OB		
Photochromic-Plastic	PR		

	1.60 High-index Plastic Polarized:		CM
	Progressive O—Plastic	OA	
	High-index Plastic 1.53-1.60/Trivex Polarized	OB OP	
	1.67 High-index Plastic:		CM
	Progressive O—Plastic	OA	
	High-index Plastic 1.66/1.67	OH	
	1.67 High-index Plastic Transitions Signature GEN 8 / XTRActive:		CM
	Progressive O—Plastic	OA	
	High-index Plastic 1.66/1.67	OH	
	Photochromic-Plastic	PR	
	1.67 High-index Plastic SunSync / SunSync Drive XT:		CM
	Progressive O—Plastic	OA	
	High-index Plastic 1.66/1.67	OH	
	Photochromic-Plastic	PR	
	1.67 High-index Plastic SunSync Elite/ SunSync Elite XT:		CM
	Progressive O—Plastic	OA	
	High-index Plastic 1.66/1.67	OH	
	Photochromic-Plastic	PR	
	1.67 High-index Plastic Polarized:		CM
	Progressive O—Plastic	OA	
	High-index Plastic 1.66/1.67 Polarized	OH OP	
	Polycarbonate:		CM
	Progressive O—Plastic	OA	
	Polycarbonate	OD	
	Polycarbonate BluTech Indoor w/Lab Choice AR Category D:		CM
	Progressive O—Plastic	OA	
	Polycarbonate	OD	
	Plastic Dyes - Solid Color (Except Pink I & II)	MN	
	Anti-Reflective Coating D	QV	
	Polycarbonate BluTech Outdoor w/Lab Choice AR Category D:		CM
	Progressive O—Plastic	OA	
	Polycarbonate	OD	
	Polarized	OP	
	Plastic Dyes - Solid Color (Except Pink I & II)	MN	
	Anti-Reflective Coating D	QV	
	Polycarbonate SunSync / SunSync Drive XT:		CM
	Progressive O—Plastic	OA	
	Polycarbonate	OD	
	Photochromic-Plastic	PR	

	Polycarbonate SunSync Elite / SunSync Elite XT: Progressive O—Plastic Polycarbonate Photochromic-Plastic	OA OD PR	CM
	Polycarbonate Transitions Signature GEN 8 / XTRActive: Progressive O—Plastic Polycarbonate Photochromic-Plastic	OA OD PR	CM
	Polycarbonate Transitions DriveWear / Vantage: Progressive O—Plastic Polycarbonate Polarized Photochromic-Plastic	OA OD OP PR	CM
	Polycarbonate Polarized: Progressive O—Plastic Polycarbonate Polarized	OA OD OP	CM
	Trivex: Progressive O—Plastic High-index Plastic 1.53-1.60/Trivex	OA OB	CM
	Trivex Transitions Signature GEN 8/ XTRActive: Progressive O—Plastic High-index Plastic 1.53-1.60/Trivex Photochromic-Plastic	OA OB PR	CM
	Trivex SunSync / SunSync Drive XT: Progressive O—Plastic High-index Plastic 1.53-1.60/Trivex Photochromic-Plastic	OA OB PR	CM
	Trivex Transitions Vantage: Progressive O—Plastic High-index Plastic 1.53-1.60/Trivex Polarized Photochromic-Plastic	OA OB OP PR	CM
	Trivex Polarized: Progressive O—Plastic High-index Plastic 1.53-1.60/Trivex Polarized	OA OB OP	CM
Attitude III SV (Shamir)	Digital 1.50 Plastic: Digital Aspheric - Plastic	BA	LC
	Digital 1.50 Plastic Transitions Signature GEN 8 / XTRActive: Digital Aspheric - Plastic Photochromic-Plastic	BA PR	LC

	Digital 1.50 Plastic Transitions DriveWear:		LC
	Digital Aspheric - Plastic	BA	
	Polarized - Plastic	DA	
	Photochromic-Plastic	PR	
	Digital 1.50 Plastic Polarized:		LC
	Digital Aspheric - Plastic	BA	
	Polarized - Plastic	DA	
	Digital 1.56 Mid Index Plastic:		LC
	Digital Aspheric - Plastic	BA	
	High-index Plastic 1.53-1.60/Trivex	BB	
	Digital 1.56 Plastic Polarized:		LC
	Digital Aspheric - Plastic	BA	
	Polarized - Plastic	DA	
	High-index Plastic 1.53-1.60/Trivex	BB	
	Digital 1.60 High-index Plastic:		LC
	Digital Aspheric - Plastic	BA	
	High-index Plastic 1.53-1.60/Trivex	BB	
	Digital 1.60 High-index Plastic Transitions Signature GEN 8 / XTRActive:		LC
	Digital Aspheric - Plastic	BA	
	High-index Plastic 1.53-1.60/Trivex	BB	
	Photochromic-Plastic	PR	
	Digital 1.60 High-index Plastic Polarized:		LC
	Digital Aspheric - Plastic	BA	
	Polarized - Plastic	DA	
	High-index Plastic 1.53-1.60/Trivex	DB	
	Digital 1.67 High-index Plastic:		LC
	Digital Aspheric - Plastic	BA	
	High-index Plastic 1.66/1.67	BH	
	Digital 1.67 High-index Plastic Transitions Signature GEN 8 / XTRActive:		LC
	Digital Aspheric - Plastic	BA	
	High-index Plastic 1.66/1.67	BH	
	Photochromic-Plastic	PR	
	Digital 1.67 High-index Plastic Polarized:		LC
	Digital Aspheric - Plastic	BA	
	Polarized - Plastic	DA	
	Polarized - High-index Plastic 1.66/1.67	DH	
	Digital Polycarbonate:		LC
	Digital Aspheric – Plastic	BA	
	Digital Aspheric – Polycarbonate	BD	
	Digital Polycarbonate Transitions Signature GEN 8 / XTRActive:		LC
	Digital Aspheric – Plastic	BA	
	Digital Aspheric – Polycarbonate	BD	
	Photochromic-Plastic	PR	

	Digital Polycarbonate Transitions DriveWear: Digital Aspheric – Plastic Polarized – Plastic Polarized Polycarbonate Photochromic-Plastic	BA DA DD PR	LC
	Digital Polycarbonate Polarized: Digital Aspheric – Plastic Polarized – Plastic Polarized Polycarbonate	BA DA DD	LC
	Digital Trivex: Digital Aspheric - Plastic High-index Plastic 1.53-1.60/Trivex	BA BB	LC
	Digital Trivex Transitions Signature GEN 8 / XTRActive: Digital Aspheric - Plastic High-index Plastic 1.53-1.60/Trivex Photochromic-Plastic	BA BB PR	LC
	Digital Trivex Polarized: Digital Aspheric - Plastic Polarized - Plastic High-index Plastic 1.53-1.60/Trivex	BA DA DB	LC
Aura (I-Coat)	Anti-Reflective Coating D	QV	
Autograph II+ Fixed 11/13/15/18, Variable (Shamir)	1.50 Plastic: Progressive O—Plastic	OA	CM
	1.50 Plastic SunSync / SunSync Drive XT: Progressive O—Plastic Photochromic-Plastic	OA PR	CM
	1.50 Plastic SunSync Elite/ SunSync Elite XT: Progressive O—Plastic Photochromic-Plastic	OA PR	CM
	1.50 Plastic Transitions Signature GEN 8 / XTRActive: Progressive O—Plastic Photochromic-Plastic	OA PR	CM
	1.50 Plastic Transitions DriveWear / Vantage: Progressive O—Plastic Polarized Photochromic-Plastic	OA OP PR	CM
	1.50 Plastic Polarized: Progressive O—Plastic Polarized	OA OP	CM
	1.56 BluTech Indoor: Progressive O—Plastic High-index Plastic 1.53-1.60/Trivex Plastic Dyes - Solid Color (Except Pink I & II)	OA OB MN	CM

1.56 BluTech Outdoor:		CM
Progressive O—Plastic	OA	
High-index Plastic 1.53-1.60/Trivex	OB	
Polarized	OP	
Plastic Dyes - Solid Color (Except Pink I & II)	MN	
1.60 High-index Plastic:		CM
Progressive O—Plastic	OA	
High-index Plastic 1.53-1.60/Trivex	OB	
1.60 High-index Plastic Transitions Signature GEN 8/ XTRActive:		CM
Progressive O—Plastic	OA	
High-index Plastic 1.53-1.60/Trivex	OB	
Photochromic-Plastic	PR	
1.60 High-index Plastic Polarized:		CM
Progressive O—Plastic	OA	
High-index Plastic 1.53-1.60/Trivex	OB	
Polarized	OP	
1.67 High-index Plastic:		CM
Progressive O—Plastic	OA	
High-index Plastic 1.66/1.67	OH	
1.67 High-index Plastic SunSync / SunSync Drive XT:		CM
Progressive O—Plastic	OA	
High-index Plastic 1.66/1.67	OH	
Photochromic-Plastic	PR	
1.67 High-index Plastic SunSync Elite/ SunSync Elite XT:		CM
Progressive O—Plastic	OA	
High-index Plastic 1.66/1.67	OH	
Photochromic-Plastic	PR	
1.67 High-index Plastic Transitions Signature GEN 8 / XTRActive:		CM
Progressive O—Plastic	OA	
High-index Plastic 1.66/1.67	OH	
Photochromic-Plastic	PR	
1.67 High-index Plastic Polarized:		CM
Progressive O—Plastic	OA	
High-index Plastic 1.66/1.67	OH	
Polarized	OP	
1.74 High-index Plastic:		CM
Progressive O—Plastic	OA	
High-index Plastic 1.70 & Above	OJ	
1.74 High-index Plastic Transitions Signature GEN 8:		CM
Progressive O—Plastic	OA	
High-index Plastic 1.70 & Above	OJ	
Photochromic-Plastic	PR	

	Polycarbonate: Progressive O—Plastic Polycarbonate	OA OD	CM
	Polycarbonate BluTech Indoor w/Lab Choice AR Category D: Progressive O—Plastic Polycarbonate Plastic Dyes - Solid Color (Except Pink I & II) Anti-Reflective Coating D	OA OD MN QV	CM
	Polycarbonate BluTech Outdoor w/Lab Choice AR Category D: Progressive O—Plastic Polycarbonate Polarized Plastic Dyes - Solid Color (Except Pink I & II) Anti-Reflective Coating D	OA OD OP MN QV	CM
	Polycarbonate SunSync / SunSync Drive XT / Progressive O—Plastic Polycarbonate Photochromic-Plastic	OA OD PR	CM
	Polycarbonate SunSync Elite / SunSync Elite XT: Progressive O—Plastic Polycarbonate Photochromic-Plastic	OA OD PR	CM
	Polycarbonate Transitions Signature GEN 8 / XTRActive: Progressive O—Plastic Polycarbonate Photochromic-Plastic	OA OD PR	CM
	Polycarbonate Transitions DriveWear / Vantage: Progressive O—Plastic Polycarbonate Polarized Photochromic-Plastic	OA OD OP PR	CM
	Polycarbonate Polarized: Progressive O—Plastic Polycarbonate Polarized	OA OD OP	CM
	Trivex: Progressive O—Plastic High-index Plastic 1.53-1.60/Trivex	OA OB	CM
	Trivex SunSync / SunSync Drive XT: Progressive O—Plastic High-index Plastic 1.53-1.60/Trivex Photochromic-Plastic	OA OB PR	CM

	Trivex Transitions Signature GEN 8 / XTRActive: Progressive O—Plastic OA High-index Plastic 1.53-1.60/Trivex OB Photochromic-Plastic PR	CM
	Trivex Transitions Vantage: Progressive O—Plastic OA High-index Plastic 1.53-1.60/Trivex OB Polarized OP Photochromic-Plastic PR	CM
	Trivex Polarized: Progressive O—Plastic OA High-index Plastic 1.53-1.60/Trivex OB Polarized OP	CM
Autograph III, Fixed 11/13/15/18, Variable (Shamir)	1.50 Plastic: Progressive N—Plastic NA	CM
	1.50 Plastic Transitions Signature GEN 8 / XTRActive: Progressive N—Plastic NA Photochromic-Plastic PR	CM
	1.50 Plastic SunSync / SunSync Drive XT Progressive N—Plastic NA Photochromic-Plastic PR	CM
	1.50 Plastic SunSync Elite / SunSync Elite XT: Progressive N—Plastic NA Photochromic-Plastic PR	CM
	1.50 Plastic Transitions DriveWear / Vantage: Progressive N—Plastic NA Polarized NP Photochromic-Plastic PR	CM
	1.50 Plastic Polarized: Progressive N—Plastic NA Polarized NP	CM
	1.56 Mid Index Plastic: Progressive N—Plastic NA High-index Plastic 1.53-1.60/Trivex NB	CM
	1.56 BluTech Indoor: Progressive N—Plastic NA High-index Plastic 1.53-1.60/Trivex NB Plastic Dyes - Solid Color (Except Pink I & II) MN	CM
	1.56 BluTech Outdoor: Progressive N—Plastic NA High-index Plastic 1.53-1.60/Trivex NB Polarized NP Plastic Dyes - Solid Color (Except Pink I & II) MN	CM

	1.60 High-index Plastic: Progressive N—Plastic High-index Plastic 1.53-1.60/Trivex	NA NB	CM
	1.60 High-index Plastic Transitions Signature GEN 8 / XTRActive: Progressive N—Plastic High-index Plastic 1.53-1.60/Trivex Photochromic-Plastic	NA NB PR	CM
	1.60 High-index Plastic Polarized: Progressive N—Plastic High-index Plastic 1.53-1.60/Trivex Polarized	NA NB NP	CM
	1.67 High-index Plastic: Progressive N—Plastic High-index Plastic 1.66/1.67	NA NH	CM
	1.67 High-index Plastic Polarized: Progressive N—Plastic High-index Plastic 1.66/1.67 Polarized	NA NH NP	CM
	1.67 High-index Plastic Transitions Signature GEN 8/ XTRActive: Progressive N—Plastic High-index Plastic 1.66/1.67 Photochromic-Plastic	NA NH PR	CM
	1.67 High-index Plastic SunSync / SunSync Drive XT: Progressive N—Plastic High-index Plastic 1.66/1.67 Photochromic-Plastic	NA NH PR	CM
	1.67 High-index Plastic SunSync Elite/ SunSync Elite XT: Progressive N—Plastic High-index Plastic 1.66/1.67 Photochromic-Plastic	NA NH PR	CM
	1.74 High-index Plastic: Progressive N—Plastic High-index Plastic 1.70 & Above	NA NJ	CM
	1.74 High-index Plastic Transitions Signature GEN 8: Progressive N—Plastic High-index Plastic 1.70 & Above Photochromic-Plastic	NA NJ PR	CM
	Polycarbonate: Progressive N—Plastic Polycarbonate	NA ND	CM

	Polycarbonate BluTech Indoor w/Lab		CM
	Choice AR Category D:		
	Progressive N—Plastic	NA	
	Polycarbonate	ND	
	Plastic Dyes - Solid Color (Except Pink I & II)	MN	
	Anti-Reflective Coating D	QV	
	Polycarbonate BluTech Outdoor w/Lab		CM
	Choice AR Category D:		
	Progressive N—Plastic	NA	
	Polycarbonate	ND	
	Polarized	NP	
	Plastic Dyes - Solid Color (Except Pink I & II)	MN	
	Anti-Reflective Coating D	QV	
	Polycarbonate Transitions Signature GEN 8 / XTRActive:		CM
	Progressive N—Plastic	NA	
	Polycarbonate	ND	
	Photochromic-Plastic	PR	
	Polycarbonate SunSync / SunSync Drive XT:		CM
	Progressive N—Plastic	NA	
	Polycarbonate	ND	
	Photochromic-Plastic	PR	
	Polycarbonate SunSync Elite / SunSync Elite XT:		CM
	Progressive N—Plastic	NA	
	Polycarbonate	ND	
	Photochromic-Plastic	PR	
	Polycarbonate Transitions DriveWear / Vantage:		CM
	Progressive N—Plastic	NA	
	Polycarbonate	ND	
	Polarized	NP	
	Photochromic-Plastic	PR	
	Polycarbonate Polarized:		CM
	Progressive N—Plastic	NA	
	Polycarbonate	ND	
	Polarized	NP	
	Trivex:		CM
	Progressive N—Plastic	NA	
	High-index Plastic 1.53-1.60/Trivex	NB	
	Trivex Transitions Signature GEN 8/ XTRActive:		CM
	Progressive N—Plastic	NA	
	High-index Plastic 1.53-1.60/Trivex	NB	
	Photochromic-Plastic	PR	
	Trivex SunSync / SunSync Drive XT:		CM
	Progressive N—Plastic	NA	
	High-index Plastic 1.53-1.60/Trivex	NB	
	Photochromic-Plastic	PR	

	Trivex Transitions Vantage: Progressive N—Plastic NA High-index Plastic 1.53-1.60/Trivex NB Polarized NP Photochromic-Plastic PR	CM
	Trivex Polarized: Progressive N—Plastic NA High-index Plastic 1.53-1.60/Trivex NB Polarized NP	CM
Autograph II Office (Shamir)	1.50 Plastic: Near Variable Focus IA	
	1.60 High-index Plastic: Near Variable Focus IA NVF - High-index Plastic 1.53-1.60/Trivex IB	
	Polycarbonate: Near Variable Focus IA Polycarbonate ID	
Autograph II/III SV Attitude (Shamir)	Digital 1.50 Plastic: Digital Aspheric - Plastic BA	LC
	Digital 1.50 Plastic Transitions Signature GEN 8 / XTRActive:	LC
	Digital Aspheric - Plastic BA Photochromic-Plastic PR	
	Digital 1.50 Plastic Transitions DriveWear: Digital Aspheric - Plastic BA Polarized - Plastic DA Photochromic-Plastic PR	LC
	Digital 1.50 Plastic Polarized: Digital Aspheric - Plastic BA Polarized - Plastic DA	LC
	Digital 1.56 Mid Index Plastic: Digital Aspheric - Plastic BA High-index Plastic 1.53-1.60/Trivex BB	LC
	Digital 1.56 Mid Index Plastic Polarized: Digital Aspheric - Plastic BA Polarized - Plastic DA High-index Plastic 1.53-1.60/Trivex BB	LC
	Digital 1.60 High-index Plastic: Aspheric Lenses—Plastic BA High-index Plastic 1.53-1.60/Trivex BB	LC
	Digital 1.60 High-index Plastic Transitions Signature GEN 8 / XTRActive: Digital Aspheric - Plastic BA High-index Plastic 1.53-1.60/Trivex BB Photochromic-Plastic PR	LC
	Digital 1.60 High-index Plastic Polarized: Digital Aspheric - Plastic BA Polarized - Plastic DA High-index Plastic 1.53-1.60/Trivex DB	LC

	Digital 1.67 High-index Plastic: Digital Aspheric - Plastic High-index Plastic 1.66/1.67	BA BH	LC
	Digital 1.67 High-index Plastic Transitions Signature GEN 8 / XTRActive: Digital Aspheric - Plastic High-index Plastic 1.53-1.60/Trivex Photochromic-Plastic	BA BH PR	LC
	Digital 1.67 High-index Plastic Polarized: Digital Aspheric - Plastic Polarized - Plastic Polarized - High-index Plastic 1.66/1.67	BA DA DH	LC
	Digital Polycarbonate: Digital Aspheric – Plastic Digital Aspheric – Polycarbonate	BA BD	LC
	Digital Polycarbonate Transitions Signature GEN 8 / XTRActive: Digital Aspheric – Plastic Digital Aspheric - Polycarbonate Photochromic-Plastic	BA BD PR	LC
	Digital Polycarbonate Transitions DriveWear: Digital Aspheric - Plastic Polarized – Plastic Polarized Polycarbonate Photochromic-Plastic	BA DA DD PR	LC
	Digital Polycarbonate Polarized: Digital Aspheric - Plastic Polarized – Plastic Polarized Polycarbonate	BA DA DD	LC
	Digital Trivex: Digital Aspheric - Plastic High-index Plastic 1.53-1.60/Trivex	BA BB	LC
	Digital Trivex Transitions Signature GEN 8 / XTRActive: Digital Aspheric - Plastic High-index Plastic 1.53-1.60/Trivex Photochromic-Plastic	BA BB PR	LC
	Digital Trivex Polarized: Digital Aspheric - Plastic Polarized—Plastic A High-index Plastic 1.53-1.60/Trivex	BA DA DB	LC
Autograph III SV (Shamir)	Digital 1.56 BluTech Indoor: Digital Aspheric - Plastic High-index Plastic 1.53-1.60/Trivex Plastic Dyes - Solid Color (Except Pink I & II)	BA BB MN	LC

	Digital 1.56 BluTech Outdoor: Digital Aspheric - Plastic BA Polarized - Plastic DA High-index Plastic 1.53-1.60/Trivex DB Plastic Dyes - Solid Color (Except Pink I & II) MN	LC
	Digital 1.74 High-index Plastic: Digital Aspheric - Plastic BA High-index Plastic 1.70 & Above BJ	LC
	Digital 1.74 High-index Plastic Transitions Signature GEN 8: Digital Aspheric - Plastic BA High-index Plastic 1.70 & Above BJ Photochromic-Plastic PR	LC
Autograph Intelligence Fixed 11/13/15/18, Variable (Shamir)	1.50 Plastic: Progressive N—Plastic NA	CM
	1.50 Plastic Transition Signature GEN 8 / XTRActive: Progressive N—Plastic NA Photochromic-Plastic PR	CM
	1.50 Plastic SunSync / SunSync Drive XT: Progressive N—Plastic NA Photochromic-Plastic PR	CM
	1.50 Plastic SunSync Elite / SunSync Elite XT: Progressive N—Plastic NA Photochromic-Plastic PR	CM
	1.50 Plastic Transitions DriveWear / Vantage: Progressive N—Plastic NA Polarized NP Photochromic-Plastic PR	CM
	1.50 Plastic Polarized: Progressive N—Plastic NA Polarized NP	CM
	1.56 Mid Index Plastic: Progressive N—Plastic NA High-index Plastic 1.53-1.60/Trivex NB	CM
	1.56 BluTech Indoor: Progressive N—Plastic NA High-index Plastic 1.53-1.60/Trivex NB Plastic Dyes - Solid Color (Except Pink I & II) MN	CM
	1.56 BluTech Outdoor: Progressive N—Plastic NA High-index Plastic 1.53-1.60/Trivex NB Polarized NP Plastic Dyes - Solid Color (Except Pink I & II) MN	CM
	1.60 High-index Plastic: Progressive N—Plastic NA High-index Plastic 1.53-1.60/Trivex NB	CM

	1.60 High-index Plastic Transitions Signature GEN 8 / XTRActive:		CM
	Progressive N—Plastic	NA	
	High-index Plastic 1.53-1.60/Trivex	NB	
	Photochromic-Plastic	PR	
	1.60 High-index Plastic Polarized:		CM
	Progressive N—Plastic	NA	
	High-index Plastic 1.53-1.60/Trivex	NB	
	Polarized	NP	
	1.67 High-index Plastic:		CM
	Progressive N—Plastic	NA	
	High-index Plastic 1.66/1.67	NH	
	1.67 High-index Plastic Polarized:		CM
	Progressive N—Plastic	NA	
	High-index Plastic 1.66/1.67	NH	
	Polarized	NP	
	1.67 High-index Plastic Transitions Signature GEN 8 / XTRActive:		CM
	Progressive N—Plastic	NA	
	High-index Plastic 1.66/1.67	NH	
	Photochromic-Plastic	PR	
	1.67 High-index Plastic SunSync / SunSync Drive XT:		CM
	Progressive N—Plastic	NA	
	High-index Plastic 1.66/1.67	NH	
	Photochromic-Plastic	PR	
	1.67 High-index Plastic SunSync Elite/ SunSync Elite XT:		CM
	Progressive N—Plastic	NA	
	High-index Plastic 1.66/1.67	NH	
	Photochromic-Plastic	PR	
	1.74 High-index Plastic:		CM
	Progressive N—Plastic	NA	
	High-index Plastic 1.70 & Above	NJ	
	1.74 High-index Plastic Transitions Signature GEN 8:		CM
	Progressive N—Plastic	NA	
	High-index Plastic 1.70 & Above	NJ	
	Photochromic-Plastic	PR	
	Polycarbonate:		CM
	Progressive N—Plastic	NA	
	Polycarbonate	ND	
	Polycarbonate BluTech Indoor w/Lab Choice AR Category D:		CM
	Progressive N—Plastic	NA	
	Polycarbonate	ND	
	Plastic Dyes - Solid Color (Except Pink I & II)	MN	
	Anti-Reflective Coating D	QV	

	Polycarbonate BluTech Outdoor w/Lab Choice AR Category D:		CM
	Progressive N—Plastic	NA	
	Polycarbonate	ND	
	Polarized	NP	
	Plastic Dyes - Solid Color (Except Pink I & II)	MN	
	Anti-Reflective Coating D	QV	
	Polycarbonate Transitions Signature GEN 8 / XTRActive:		CM
	Progressive N—Plastic	NA	
	Polycarbonate	ND	
	Photochromic-Plastic	PR	
	Polycarbonate SunSync / SunSync Drive XT:		CM
	Progressive N—Plastic	NA	
	Polycarbonate	ND	
	Photochromic-Plastic	PR	
	Polycarbonate SunSync Elite / SunSync Elite XT:		CM
	Progressive N—Plastic	NA	
	Polycarbonate	ND	
	Photochromic-Plastic	PR	
	Polycarbonate Transitions DriveWear / Vantage:		CM
	Progressive N—Plastic	NA	
	Polycarbonate	ND	
	Polarized	NP	
	Photochromic-Plastic	PR	
	Polycarbonate Polarized:		CM
	Progressive N—Plastic	NA	
	Polycarbonate	ND	
	Polarized	NP	
	Trivex:		CM
	Progressive N—Plastic	NA	
	High-index Plastic 1.53-1.60/Trivex	NB	
	Trivex Transitions Signature GEN 8 / XTRActive:		CM
	Progressive N—Plastic	NA	
	High-index Plastic 1.53-1.60/Trivex	NB	
	Photochromic-Plastic	PR	
	Trivex SunSync / SunSync Drive XT:		CM
	Progressive N—Plastic	NA	
	High-index Plastic 1.53-1.60/Trivex	NB	
	Photochromic-Plastic	PR	
	Trivex Transitions Vantage:		CM
	Progressive N—Plastic	NA	
	High-index Plastic 1.53-1.60/Trivex	NB	
	Polarized	NP	
	Photochromic-Plastic	PR	

	Trivex Polarized: Progressive N—Plastic High-index Plastic 1.53-1.60/Trivex Polarized	NA NB NP	CM
Avalanche Ultra (Truckee Meadows)	Anti-Reflective Coating C	QT	LC
B			
Blue Blocker	Plastic Dyes - Solid Color (Except Pink I & II) or Plastic Dyes - Gradient UV Protection	MN MP SV	LC
BluCrystal (Signet Armorlite)	Anti-Reflective Coating A	QM	LC
BluTech/Ultra Lenses (BluTech, LLC)	SV Indoor 1.56 Mid-Index Plastic: High-index Plastic 1.53-1.60/Trivex Plastic Dyes - Solid Color (Except Pink I & II)	AB MN	LC
	SV Outdoor 1.56 Mid-Index Plastic: Polarized - Plastic High-index Plastic 1.53-1.60/Trivex Plastic Dyes - Solid Color (Except Pink I & II)	DA DB MN	LC
	Polycarbonate BluTech w/Lab Choice AR Category D: Polycarbonate Plastic Dyes - Solid Color (Except Pink I & II) Anti-Reflective Coating D	AD MN QV	LC
	Polycarbonate Outdoor BluTech w/Lab Choice AR Category D: Polarized - Plastic Polarized Polycarbonate Plastic Dyes - Solid Color (Except Pink I & II) Anti-Reflective Coating D	DA DD MN QV	LC
	Blue Eliminator I (North American Coating Co.)	Plastic Dyes—Gradients UV Protection	MP SV
Blue Eliminator II (North American Coating Co.)	Mirror Coating—Solid or Single Gradient UV Protection	QP SV	LC
BlueZero (Shamir)	Polycarbonate Spherical: Polycarbonate	AD	LC
	Trivex Spherical: High-index Plastic 1.53-1.60/Trivex	AB	LC
	1.67 High-index Plastic Spherical: High-index Plastic 1.66/1.67	AH	LC
	Digital Polycarbonate: Digital Aspheric – Plastic Digital Aspheric - Polycarbonate	BA BD	LC
	Digital Trivex: Digital Aspheric - Plastic High-index Plastic 1.53-1.60/Trivex	BA BB	LC

	Digital 1.67 High-index Plastic: Digital Aspheric - Plastic High-index Plastic 1.66/1.67	BA BH	LC
Bristolite (Bristol C&D, Inc.)	If being used for low powers: Aspheric Plastic 1.50 Aspheric Polycarbonate	AA AD	LC
	Note: For cataract patients, choose Lenticular SV, Lenticular BF or Lenticular TF under Vision Type in eClaim—no charge to patient.		
c			
Clarion XS AR (Sutherlin Optical)	Anti-Reflective Coating C	QT	LC
Clarion XS Plus AR (Sutherlin Optical)	Anti-Reflective Coating D	QV	LC
Claris AR (Clear Sight)	Anti-Reflective Coating C	QT	LC
Clear 16 (X-Cel)	High-index Glass 1.60-1.80 (Clear)	AF	LC
Clear Blue Filter (Vision Ease)	Polycarbonate Spherical: Polycarbonate	AD	LC
Cobalt AR (Quantum Innovations)	Anti-Reflective Coating B	QN	LC
Cobalt Plus AR (Quantum Innovations)	Anti-Reflective Coating C	QT	LC
ColorMatic Extra (Rodenstock)	FT28 1.50 Plastic: Photochromic-Plastic	PR	LC
Cool Blue Coating (Carl Zeiss Vision)	Ski Type Coating	QR	LC
Crizal Avance UV Coating (Essilor)	Anti-Reflective Coating D UV Protection - Backside	QV BV	
Crizal Alize UV Coating (Essilor)	Anti-Reflective Coating C UV Protection - Backside	QT BV	
Crizal Easy UV Coating (Essilor)	Anti-Reflective Coating B UV Protection - Backside	QN BV	
Crizal Previncia Coating (Essilor)	Anti-Reflective Coating D UV Protection - Backside	QV BV	
Crizal Previncia Kids (Essilor)	Polycarbonate Anti-Reflective Coating B UV Protection - Backside	AD QN BV	
Crizal Rock Coating (Essilor)	Anti-Reflective Coating D UV Protection - Backside	QV BV	
Crizal Sapphire 360 UV Coating (Essilor)	Anti-Reflective Coating D UV Protection – Backside	QV BV	
Crizal SunShield Coating (aka Crizal SunShield UV) (Essilor)	Anti-Reflective Coating D	QV	

Crizal SunShield Mirror Coating (aka Crizal SunShield UV Mirror) (Essilor)	Anti-Reflective Coating D	QV	
	Mirror Coating	QP	
Crizal UV Kids (Essilor)	Polycarbonate	AD	LC
	Anti-Reflective Coating A	QM	
D			
Definity w/ Dual Add 2.0 (Essilor)	1.50 Plastic: Progressive F—Plastic	FA	
	1.50 Plastic Polarized: Progressive F—Plastic Polarized-Plastic A	FA FP	
	1.60 High-index Plastic: Progressive F—Plastic High-index Plastic 1.53-1.60/Trivex	FA FB	
	1.67 High-index Plastic: Progressive F—Plastic High-index Plastic 1.66/1.67	FA FH	
	1.74 High-index Plastic w/ applicable AR: Progressive F—Plastic High-index Plastic 1.70 & Above Anti-Reflective Coating C UV Protection—Backside	FA FJ QT BV	
	Crizal Alize UV		
	1.74 High-index Plastic w/ applicable AR: Progressive F—Plastic High-index Plastic 1.70 & Above Anti-Reflective Coating D UV Protection—Backside	FA FJ QV BV	
	Crizal Avance UV, Crizal Previncia and Crizal Sapphire 360 UV		
	Polycarbonate: Progressive F—Plastic Polycarbonate	FA FD	
	Polycarbonate Polarized: Progressive F—Plastic Polycarbonate Polarized	FA FD FP	
	Trivex: Progressive F—Plastic High-index Plastic 1.53-1.60/Trivex	FA FB	
Definity Short w/ Dual Add 2.0 (Essilor)	1.50 Plastic: Progressive F—Plastic	FA	
	1.50 Plastic Polarized: Progressive F—Plastic Polarized	FA FP	

	1.60 High-index Plastic: Progressive F—Plastic FA High-index Plastic 1.53-1.60/Trivex FB	
	1.67 High-index Plastic: Progressive F—Plastic FA High-index Plastic 1.66/1.67 FH	
	1.74 High-index Plastic w/ applicable AR: Progressive F—Plastic FA High-index Plastic 1.70 & Above FJ Anti-Reflective Coating C QT UV Protection—Backside BV Crizal Alize UV	
	1.74 High-index Plastic w/ applicable AR: Progressive F—Plastic FA High-index Plastic 1.70 & Above FJ Anti-Reflective Coating D QV UV Protection—Backside BV Crizal Avance UV , Crizal Previncia and Crizal Sapphire 360 UV	
	Polycarbonate: Progressive F—Plastic FA Polycarbonate FD	
	Polycarbonate Polarized: Progressive F—Plastic FA Polycarbonate FD Polarized FP	
	Trivex: Progressive F—Plastic FA High-index Plastic 1.53-1.60/Trivex FB	
Duo Bifocal (Shamir)	Digital 1.50 Plastic: LC Digital Aspheric - Plastic BA	
	Digital 1.50 Plastic Polarized: LC Digital Aspheric - Plastic BA Polarized - Plastic DA	
	Digital 1.50 Plastic Transitions DriveWear: LC Digital Aspheric - Plastic BA Polarized - Plastic DA Photochromic-Plastic PR	
	Digital 1.50 Plastic Transitions Signature GEN 8 / XTRActive: LC Digital Aspheric - Plastic BA Photochromic-Plastic PR	
	Digital 1.56 Mid Index Plastic: LC Digital Aspheric - Plastic BA High-index Plastic 1.53-1.60/Trivex BB	

	Digital 1.56 Mid Index Plastic Polarized:		LC
	Digital Aspheric - Plastic	BA	
	Polarized - Plastic	DA	
	High-index Plastic 1.53-1.60/Trivex	DB	
	1.56 BluTech Indoor:		LC
	Digital Aspheric - Plastic	BA	
	High-index Plastic 1.53-1.60/Trivex	BB	
	Plastic Dyes - Solid Color (Except Pink I & II)	MN	
	1.56 BluTech Outdoor:		LC
	Digital Aspheric - Plastic	BA	
	Polarized - Plastic	DA	
	High-index Plastic 1.53-1.60/Trivex	DB	
	Plastic Dyes - Solid Color (Except Pink I & II)	MN	
	Digital 1.60 High-index Plastic:		LC
	Digital Aspheric - Plastic	BA	
	High-index Plastic 1.53-1.60/Trivex	BB	
	Digital 1.60 High-index Plastic Transitions Signature GEN 8 / XTRActive:		LC
	Digital Aspheric - Plastic	BA	
	High-index Plastic 1.53-1.60/Trivex	BB	
	Photochromic-Plastic	PR	
	Digital 1.60 High-index Plastic Polarized:		LC
	Digital Aspheric - Plastic	BA	
	Polarized - Plastic	DA	
	High-index Plastic 1.53-1.60/Trivex	DB	
	Digital 1.67 High-index Plastic:		LC
	Digital Aspheric - Plastic	BA	
	High-index Plastic 1.66/1.67	BH	
	Digital 1.67 High-index Plastic Transitions Signature GEN 8 / XTRActive:		LC
	Digital Aspheric - Plastic	BA	
	High-index Plastic 1.53-1.60/Trivex	BH	
	Photochromic-Plastic	PR	
	Digital 1.67 High-index Plastic Polarized:		LC
	Digital Aspheric - Plastic	BA	
	Polarized - Plastic	DA	
	High-index Plastic 1.66/1.67	BH	
	Digital Polycarbonate:		LC
	Digital Aspheric – Plastic	BA	
	Digital Aspheric – Polycarbonate	BD	
	Digital Polycarbonate Transitions Signature GEN 8 / XTRActive:		LC
	Digital Aspheric – Plastic	BA	
	Digital Aspheric – Polycarbonate	BD	
	Photochromic-Plastic	PR	
	Digital Polycarbonate Polarized:		LC
	Digital Aspheric - Plastic	BA	
	Polarized – Plastic	DA	
	Polarized Polycarbonate	DD	

	Digital Trivex: Digital Aspheric - Plastic High-index Plastic 1.53-1.60/Trivex	BA BB	LC
	Digital Trivex Transitions Signature GEN 8 / XTRActive: Digital Aspheric - Plastic High-index Plastic 1.53-1.60/Trivex Photochromic-Plastic	BA BB PR	LC
	Digital Trivex Polarized: Digital Aspheric - Plastic Polarized - Plastic High-index Plastic 1.53-1.60/Trivex	BA DA DB	LC
DuraVision BlueProtect UV (Carl Zeiss Vision)	Anti-Reflective Coating D	QV	
DuraVision Chrome (Carl Zeiss Vision)	Anti-Reflective Coating B	QN	
DuraVision Platinum UV (Carl Zeiss Vision)	Anti-Reflective Coating D	QV	
DuraVision Silver UV (Carl Zeiss Vision)	Anti-Reflective Coating C	QT	
DuraVision Sun UV (Carl Zeiss Vision)	Anti-Reflective Coating D	QV	
E			
Easy Lite 1.55 (Younger)	1.55 Mid Index Plastic, SV, FT28, FT35: High-index Plastic 1.53-1.60/Trivex	AB	LC
Element 16/19 (Shamir)	1.50 Plastic: Progressive J—Plastic	JA	
	1.50 Plastic SunSync / SunSync Drive XT: Progressive J—Plastic Photochromic-Plastic	JA PR	
	1.50 Plastic SunSync Elite / SunSync Elite XT: Progressive J—Plastic Photochromic-Plastic	JA PR	
	1.50 Plastic Transitions Signature GEN 8: Progressive J—Plastic Photochromic-Plastic	JA PR	
	1.50 Plastic Polarized: Progressive J—Plastic Polarized	JA JP	
	1.60 High-index Plastic: Progressive J—Plastic High-index Plastic 1.53-1.60/Trivex	JA JB	

	1.60 High-index Plastic Transitions Signature GEN 8: Progressive J—Plastic JA High-index Plastic 1.53-1.60/Trivex JB Photochromic-Plastic PR
	1.67 High-index Plastic: Progressive J—Plastic JA High-index Plastic 1.66/1.67 JH
	1.67 High-index Plastic SunSync / SunSync Drive XT: Progressive J—Plastic JA High-index Plastic 1.66/1.67 JH Photochromic-Plastic PR
	1.67 High-index Plastic SunSync Elite / SunSync Elite XT: Progressive J—Plastic JA High-index Plastic 1.66/1.67 JH Photochromic-Plastic PR
	1.67 High-index Plastic Transitions Signature GEN 8: Progressive J—Plastic JA High-index Plastic 1.66/1.67 JH Photochromic-Plastic PR
	Polycarbonate: Progressive J—Plastic JA Polycarbonate JD
	Polycarbonate BluTech Indoor w/Lab Choice AR Category D: Progressive J—Plastic JA Polycarbonate JD Plastic Dyes - Solid Color (Except Pink I & II) MN Anti-Reflective Coating D QV
	Polycarbonate BluTech Outdoor w/Lab Choice AR Category D: Progressive J—Plastic JA Polycarbonate JD Polarized JP Plastic Dyes - Solid Color (Except Pink I & II) MN Anti-Reflective Coating D QV
	Polycarbonate SunSync / SunSync Drive XT: Progressive J—Plastic JA Polycarbonate JD Photochromic-Plastic PR
	Polycarbonate SunSync Elite / SunSync Elite XT: Progressive J—Plastic JA Polycarbonate JD Photochromic-Plastic PR

	Polycarbonate Transitions Signature GEN 8 / XTRActive: Progressive J—Plastic Polycarbonate Photochromic-Plastic	JA JD PR	
	Polycarbonate Polarized: Progressive J—Plastic Polycarbonate Polarized	JA JD JP	
	Trivex: Progressive J—Plastic High-index Plastic 1.53-1.60/Trivex	JA JB	
	Trivex SunSync / SunSync Drive XT: Progressive J—Plastic High-index Plastic 1.53-1.60/Trivex Photochromic-Plastic	JA JB PR	
	Trivex Transitions Signature GEN 8/ XTRActive: Progressive J—Plastic High-index Plastic 1.53-1.60/Trivex Photochromic-Plastic	JA JB PR	
Encore Sun (Encore Optics)	Anti-Reflective Coating C	QT	LC
Endura (Satis Vacuum)	Anti-Reflective Coating B	QN	LC
Essilor Bifocal AB (Essilor)	Digital Plastic: Digital Aspheric - Plastic	BA	LC
	Digital Plastic Transitions: Digital Aspheric - Plastic Photochromic-Plastic	BA PR	LC
	Digital 1.67 High-index Plastic: Digital Aspheric - Plastic High-index Plastic 1.66/1.67	BA BH	LC
	Digital Polycarbonate: Digital Aspheric – Plastic Digital Aspheric - Polycarbonate	BA BD	LC
Essilor Colors (Essilor)	Solid Tint: Plastic Dyes - Solid Color (Except Pink I & II)	MN	LC
	Gradient Tint: Use Plastic Dyes- Gradient	MP	LC
	Polarized Solid Tint: Use applicable polarized lens enhancement code and Plastic Dyes - Solid Color (Except Pink I & II)	MN	LC
	Polarized Gradient Tint: Use applicable polarized lens enhancement code and Plastic Dyes- Gradient	MP	LC

Essilor Computer Lens (Essilor)	<p>Polycarbonate w/ applicable AR: Near Variable Focus - Plastic IA NVF - Polycarbonate ID</p> <p>Crizal Easy UV, Crizal Alize UV, Crizal Avance UV, or Crizal Previncia</p>
Essilor Ideal (Essilor)	<p>1.50 Plastic: Progressive K—Plastic KA</p>
	<p>1.50 Plastic Transitions Signature GEN 8 / XTRActive: Progressive K—Plastic KA Photochromic-Plastic PR</p>
	<p>1.50 Plastic Transitions Vantage: Progressive K—Plastic KA Polarized KP Photochromic-Plastic PR</p>
	<p>1.50 Plastic Polarized: Progressive K—Plastic KA Polarized KP</p>
	<p>1.60 High-index Plastic: Progressive K—Plastic KA High-index Plastic 1.53-1.60/Trivex KB</p>
	<p>1.60 High-index Plastic Transitions Signature GEN 8: Progressive K—Plastic KA High-index Plastic 1.53-1.60/Trivex KB Photochromic-Plastic PR</p>
	<p>1.67 High-index Plastic: Progressive K—Plastic KA High-index Plastic 1.66/1.67 KH</p>
	<p>1.67 High-index Plastic Transitions Signature GEN 8 / XTRActive: Progressive K—Plastic KA High-index Plastic 1.66/1.67 KH Photochromic-Plastic PR</p>
	<p>1.67 High-index Plastic Polarized: Progressive K—Plastic KA High-index Plastic 1.66/1.67 KH Polarized KP</p>
	<p>1.74 High-index Plastic Transitions Signature GEN 8 w/ applicable AR: Progressive K—Plastic KA High-index Plastic 1.70 & Above KJ Photochromic-Plastic PR Anti-Reflective Coating C QT UV Protection - Backside BV</p> <p>Crizal Alize UV</p>

	1.74 High-index Plastic Transitions Signature GEN 8 w/ applicable AR: Progressive K—Plastic KA High-index Plastic 1.70 & Above KJ Photochromic-Plastic PR Anti-Reflective Coating D QV UV Protection - Backside BV Crizal Avance UV, Crizal Previncia and Crizal sapphire 360 UV
	Polycarbonate: Progressive K—Plastic KA Polycarbonate KD
	Polycarbonate Transitions Signature GEN 8 / XTRActive: Progressive K—Plastic KA Polycarbonate KD Photochromic-Plastic PR
	Polycarbonate Transitions Vantage: Progressive K—Plastic KA Polycarbonate KD Polarized KP Photochromic-Plastic PR
	Polycarbonate Polarized: Progressive K—Plastic KA Polycarbonate KD Polarized KP
	Trivex: Progressive K—Plastic KA High-index Plastic 1.53-1.60/Trivex KB
	Trivex Transitions Signature GEN 8 / XTRActive: Progressive K—Plastic KA High-index Plastic 1.53-1.60/Trivex KB Photochromic-Plastic PR
	Essilor Ideal Advanced (Essilor)
1.50 Plastic: Progressive J—Plastic JA	
1.50 Plastic Transitions Signature GEN 8 / XTRActive: Progressive J—Plastic JA Photochromic-Plastic PR	
1.50 Plastic Transitions Vantage: Progressive J—Plastic JA Polarized JP Photochromic-Plastic PR	
1.50 Plastic Polarized: Progressive J—Plastic JA Polarized JP	

	1.60 High-index Plastic: Progressive J—Plastic JA High-index Plastic 1.53-1.60/Trivex JB
	1.60 High-index Plastic Transitions Signature GEN 8: Progressive J—Plastic JA High-index Plastic 1.53-1.60/Trivex JB Photochromic-Plastic PR
	1.67 High-index Plastic: Progressive J—Plastic JA High-index Plastic 1.66/1.67 JH
	1.67 High-index Plastic Transitions Signature GEN 8 / XTRActive: Progressive J—Plastic JA High-index Plastic 1.66/1.67 JH Photochromic-Plastic PR
	1.67 High-index Plastic Polarized: Progressive J—Plastic JA High-index Plastic 1.66/1.67 JH Polarized JP
	1.74 High-index Plastic Transitions Signature GEN 8 w/ applicable AR: Progressive J—Plastic JA High-index Plastic 1.70 & Above JJ Photochromic-Plastic PR Anti-Reflective Coating C QT UV Protection - Backside BV Crizal Alize UV
	1.74 High-index Plastic Transitions Signature GEN 8 w/ applicable AR: Progressive J—Plastic JA High-index Plastic 1.70 & Above JJ Photochromic-Plastic PR Anti-Reflective Coating D QV UV Protection - Backside BV Crizal Avance UV, Crizal Previncia and Crizal sapphire 360 UV
	Polycarbonate: Progressive J—Plastic JA Polycarbonate JD
	Polycarbonate Transitions Signature GEN 8 / XTRActive: Progressive J—Plastic JA Polycarbonate JD Photochromic-Plastic PR

	Polycarbonate Transitions Vantage: Progressive J—Plastic JA Polycarbonate JD Polarized JP Photochromic-Plastic PR
	Polycarbonate Polarized: Progressive J—Plastic JA Polycarbonate JD Polarized JP
	Trivex: Progressive J—Plastic JA High-index Plastic 1.53-1.60/Trivex JB
	Trivex Transitions Signature GEN 8 / XTRActive: Progressive J—Plastic JA High-index Plastic 1.53-1.60/Trivex JB Photochromic-Plastic PR
Essilor Ideal Advanced Wrap (Essilor)	1.50 Plastic: Progressive J—Plastic JA
	1.50 Plastic Transitions Signature GEN 8 / XTRActive: Progressive J—Plastic JA Photochromic-Plastic PR
	1.50 Plastic Polarized: Progressive J—Plastic JA Polarized JP
	1.67 High-index Plastic: Progressive J—Plastic JA High-index Plastic 1.66/1.67 JH
	1.67 High-index Plastic Transitions Signature GEN 8 / XTRActive: Progressive J—Plastic JA High-index Plastic 1.66/1.67 JH Photochromic-Plastic PR
	Polycarbonate: Progressive J—Plastic JA Polycarbonate JD
	Polycarbonate Transitions Signature GEN 8 / XTRActive: Progressive J—Plastic JA Polycarbonate JD Photochromic-Plastic PR
	Polycarbonate Polarized: Progressive J—Plastic JA Polycarbonate JD Polarized JP
Essilor Ideal Short (Essilor)	1.50 Plastic: Progressive J—Plastic JA

	1.50 Plastic Transitions Signature GEN 8 / XTRActive: Progressive J—Plastic JA Photochromic-Plastic PR
	1.50 Plastic Transitions Vantage: Progressive J—Plastic JA Polarized JP Photochromic-Plastic PR
	1.50 Plastic Polarized: Progressive J—Plastic JA Polarized JP
	1.60 High-index Plastic: Progressive J—Plastic JA High-index Plastic 1.53-1.60/Trivex JB
	1.60 High-index Plastic Transitions Signature GEN 8: Progressive J—Plastic JA High-index Plastic 1.53-1.60/Trivex JB Photochromic-Plastic PR
	1.67 High-index Plastic: Progressive J—Plastic JA High-index Plastic 1.66/1.67 JH
	1.67 High-index Plastic Transitions Signature GEN 8 / XTRActive: Progressive J—Plastic JA High-index Plastic 1.66/1.67 JH Photochromic-Plastic PR
	1.67 High-index Plastic Polarized: Progressive J—Plastic JA High-index Plastic 1.66/1.67 JH Polarized JP
	1.74 High-index Plastic Transitions Signature GEN 8 w/ applicable AR: Progressive J—Plastic JA High-index Plastic 1.70 & Above JJ Photochromic-Plastic PR Anti-Reflective Coating C QT UV Protection - Backside BV Crizal Alize UV
	1.74 High-index Plastic Transitions Signature GEN 8 w/ applicable AR: Progressive J—Plastic JA High-index Plastic 1.70 & Above JJ Photochromic-Plastic PR Anti-Reflective Coating D QV UV Protection - Backside BV Crizal Avance UV, Crizal Previncia and Crizal sapphire 360 UV

	Polycarbonate: Progressive J—Plastic JA Polycarbonate JD	
	Polycarbonate Transitions Signature GEN 8 / XTRActive: Progressive J—Plastic JA Polycarbonate JD Photochromic-Plastic PR	
	Polycarbonate Transitions Vantage: Progressive J—Plastic JA Polycarbonate JD Polarized JP Photochromic-Plastic PR	
	Polycarbonate Polarized: Progressive J—Plastic JA Polycarbonate JD Polarized JP	
	Trivex: Progressive J—Plastic JA High-index Plastic 1.53-1.60/Trivex JB	
	Trivex Transitions Signature GEN 8 / XTRActive: Progressive J—Plastic JA High-index Plastic 1.53-1.60/Trivex JB Photochromic-Plastic PR	
Essilor Single Vision 360 (Essilor)	Digital 1.67 High-index Plastic: Digital Aspheric - Plastic BA High-index Plastic 1.66/1.67 BH	LC
	Digital 1.67 High-index Plastic Transitions Signature: Digital Aspheric - Plastic BA High-index Plastic 1.66/1.67 BH Photochromic-Plastic PR	LC
	Digital 1.74 High-index Plastic: Digital Aspheric - Plastic BA High-index Plastic 1.70 & Above BJ	LC
	Digital Polycarbonate: Digital Aspheric – Plastic BA Digital Aspheric – Polycarbonate BD	LC
	Digital Polycarbonate Transitions: Digital Aspheric – Plastic BA Digital Aspheric – Polycarbonate BD Photochromic-Plastic PR	LC
Ethos (VSP)	1.50 Plastic: Progressive K—Plastic KA	
	1.50 Plastic SunSync / SunSync Drive XT: Progressive K—Plastic KA Photochromic-Plastic PR	

	1.50 Plastic SunSync Elite / SunSync Elite XT:	
	Progressive K—Plastic	KA
	Photochromic-Plastic	PR
	1.50 Plastic Transitions Signature GEN 8:	
	Progressive K—Plastic	KA
	Photochromic-Plastic	PR
	1.50 Plastic Transitions XTRActive Polarized:	
	Progressive K—Plastic	KA
	Polarized	KP
	Photochromic-Plastic	PR
	1.50 Plastic Polarized:	
	Progressive K—Plastic	KA
	Polarized	KP
	1.67 High-index Plastic:	
	Progressive K—Plastic	KA
	High-index Plastic 1.66/1.67	KH
	1.67 High-index Plastic SunSync / SunSync Drive XT:	
	Progressive K—Plastic	KA
	High-index Plastic 1.66/1.67	KH
	Photochromic-Plastic	PR
	1.67 High-index Plastic SunSync Elite / SunSync Elite XT:	
	Progressive K—Plastic	KA
	High-index Plastic 1.66/1.67	KH
	Photochromic-Plastic	PR
	1.67 High-index Plastic Transitions Signature GEN 8 / XTRActive:	
	Progressive K—Plastic	KA
	High-index Plastic 1.66/1.67	KH
	Photochromic-Plastic	PR
	1.67 High-index Plastic Transitions XTRActive Polarized:	
	Progressive K—Plastic	KA
	High-index Plastic 1.66/1.67	KH
	Polarized	KP
	Photochromic-Plastic	PR
	1.67 High-index Plastic Polarized:	
	Progressive K—Plastic	KA
	High-index Plastic 1.66/1.67	KH
	Polarized	KP
	1.74 High-index Plastic:	
	Progressive K—Plastic	KA
	High-index Plastic 1.70 & Above	KJ
	Polycarbonate:	
	Progressive K—Plastic	KA
	Polycarbonate	KD

	Polycarbonate SunSync / SunSync Drive XT: Progressive K—Plastic KA Polycarbonate KD Photochromic-Plastic PR
	Polycarbonate SunSync Elite / SunSync Elite XT: Progressive K—Plastic KA Polycarbonate KD Photochromic-Plastic PR
	Polycarbonate Transitions Signature GEN 8 / XTRActive: Progressive K—Plastic KA Polycarbonate KD Photochromic-Plastic PR
	Polycarbonate Transitions XTRActive Polarized: Progressive K—Plastic KA Polycarbonate KD Polarized KP Photochromic-Plastic PR
	Polycarbonate Polarized: Progressive K—Plastic KA Polycarbonate KD Polarized KP
	Trivex: Progressive K—Plastic KA High-index Plastic 1.53-1.60/Trivex KB
	Trivex SunSync / SunSync Drive XT / SunSync Elite: Progressive K—Plastic KA High-index Plastic 1.53-1.60/Trivex KB Photochromic-Plastic PR
	Trivex Transitions Signature GEN 8: Progressive K—Plastic KA High-index Plastic 1.53-1.60/Trivex KB Photochromic-Plastic PR
Ethos Plus 14/18 (VSP)	1.50 Plastic: Progressive J—Plastic JA
	1.50 Plastic PhotoFusion: Progressive J—Plastic JA Photochromic-Plastic PR
	1.50 Plastic SunSync / SunSync Drive XT Progressive J—Plastic JA Photochromic-Plastic PR
	1.50 Plastic SunSync Elite / SunSync Elite XT: Progressive J—Plastic JA Photochromic-Plastic PR

	1.50 Plastic Signature Transitions GEN 8:	
	Progressive J—Plastic	JA
	Photochromic-Plastic	PR
	1.50 Plastic Transitions XTRActive	
	Polarized:	
	Progressive J—Plastic	JA
	Polarized	JP
	Photochromic-Plastic	PR
	1.50 Plastic Polarized:	
	Progressive J—Plastic	JA
	Polarized	JP
	1.67 High-index Plastic:	
	Progressive J—Plastic	JA
	High-index Plastic 1.66/1.67	JH
	1.67 High-index Plastic SunSync / SunSync Drive XT:	
	Progressive J—Plastic	JA
	High-index Plastic 1.66/1.67	JH
	Photochromic-Plastic	PR
	1.67 High-index Plastic SunSync Elite / SunSync Elite XT:	
	Progressive J—Plastic	JA
	High-index Plastic 1.66/1.67	JH
	Photochromic-Plastic	PR
	1.67 High-index Plastic PhotoFusion:	
	Progressive J—Plastic	JA
	High-index Plastic 1.66/1.67	JH
	Photochromic-Plastic	PR
	1.67 High-index Plastic Signature Transitions GEN 8/ XTRActive:	
	Progressive J—Plastic	JA
	High-index Plastic 1.66/1.67	JH
	Photochromic-Plastic	PR
	1.67 High-index Plastic Transitions XTRActive Polarized:	
	Progressive J—Plastic	JA
	High-index Plastic 1.66/1.67	JH
	Polarized	JP
	Photochromic-Plastic	PR
	1.67 High-index Plastic Polarized:	
	Progressive J—Plastic	JA
	High-index Plastic 1.66/1.67	JH
	Polarized	JP
	1.74 High-index Plastic:	
	Progressive J—Plastic	JA
	High-index Plastic 1.70 & Above	JJ
	Polycarbonate:	
	Progressive J—Plastic	JA
	Polycarbonate	JD

	Polycarbonate SunSync / SunSync Drive XT:		
	Progressive J—Plastic	JA	
	Polycarbonate	JD	
	Photochromic-Plastic	PR	
	Polycarbonate SunSync Elite / SunSync Elite XT:		
	Progressive J—Plastic	JA	
	Polycarbonate	JD	
	Photochromic-Plastic	PR	
	Polycarbonate PhotoFusion:		
	Progressive J—Plastic	JA	
	Polycarbonate	JD	
	Photochromic-Plastic	PR	
	Polycarbonate Transitions Signature GEN 8/ XTRActive:		
	Progressive J—Plastic	JA	
	Polycarbonate	JD	
	Photochromic-Plastic	PR	
	Polycarbonate Transitions XTRActive Polarized:		
	Progressive J—Plastic	JA	
	Polycarbonate	JD	
	Polarized	JP	
	Photochromic-Plastic	PR	
	Polycarbonate Polarized:		
	Progressive J—Plastic	JA	
	Polycarbonate	JD	
	Polarized	JP	
	Trivex:		
	Progressive J—Plastic	JA	
	High-index Plastic 1.53-1.60/Trivex	JB	
	Trivex SunSync / SunSync Drive XT / SunSync Elite:		
	Progressive J—Plastic	JA	
	High-index Plastic 1.53-1.60/Trivex	JB	
	Photochromic-Plastic	PR	
	Trivex Transitions Signature GEN 8:		
	Progressive J—Plastic	JA	
	High-index Plastic 1.53-1.60/Trivex	JB	
	Photochromic-Plastic	PR	
	Trivex Polarized:		
	Progressive J—Plastic	JA	
	High-index Plastic 1.53-1.60/Trivex	JB	
	Polarized	JP	
Ethos XT (Capitol Optical)	Anti-Reflective Coating B	QN	LC
Ethos XT+ (Capitol Optical)	Anti-Reflective Coating C	QT	LC

Ethos TD+ (Capitol Optical)	Anti-Reflective Coating D	QV	LC
Everclear (Optiks Unlimited)	Anti-Reflective Coating B	QN	LC
Everclear Extreme (Optiks Unlimited)	Anti-Reflective Coating C	QT	LC
Everyday B (IOT)	1.50 Plastic: Progressive K—Plastic	KA	
	1.50 Plastic SunSync: Progressive K—Plastic Photochromic-Plastic	KA PR	
	1.50 Plastic PhotoFusion: Progressive K—Plastic Photochromic-Plastic	KA PR	
	1.50 Plastic Transitions Signature GEN 8 / XTRActive: Progressive K—Plastic Photochromic-Plastic	KA PR	
	1.50 Plastic Transitions DriveWear: Progressive K—Plastic Polarized Photochromic-Plastic	KA KP PR	
	1.50 Plastic Transitions XTRActive Polarized: Progressive K—Plastic Polarized Photochromic-Plastic	KA KP PR	
	1.50 Plastic Polarized: Progressive K—Plastic Polarized	KA KP	
	1.60 High-index Plastic: Progressive K—Plastic High-index Plastic 1.53-1.60/Trivex	KA KB	
	1.60 High-index Plastic Photochromic: Progressive K—Plastic High-index Plastic 1.53-1.60/Trivex Photochromic-Plastic	KA KB PR	
	1.60 High-index Plastic Transitions Signature GEN 8: Progressive K—Plastic High-index Plastic 1.53-1.60/Trivex Photochromic-Plastic	KA KB PR	
	1.60 High-index Plastic Polarized: Progressive K—Plastic High-index Plastic 1.53-1.60/Trivex Polarized	KA KB KP	

	1.67 High-index Plastic:	
	Progressive K—Plastic	KA
	High-index Plastic 1.66/1.67	KH
	1.67 High-index Plastic PhotoFusion:	
	Progressive K—Plastic	KA
	High-index Plastic 1.66/1.67	KH
	Photochromic-Plastic	PR
	1.67 High-index Plastic Transitions Signature GEN 8 / XTRActive:	
	Progressive K—Plastic	KA
	High-index Plastic 1.66/1.67	KH
	Photochromic-Plastic	PR
	1.67 High-index Plastic XTRActive Polarized:	
	Progressive K—Plastic	KA
	High-index Plastic 1.66/1.67	KH
	Polarized	KP
Photochromic-Plastic	PR	
1.67 High-index Plastic Polarized:		
Progressive K—Plastic	KA	
High-index Plastic 1.66/1.67	KH	
Polarized	KP	
1.74 High-index Plastic:		
Progressive K—Plastic	KA	
High-index Plastic 1.70 & Above	KJ	
Polycarbonate:		
Progressive K—Plastic	KA	
Polycarbonate	KD	
Polycarbonate SunSync:		
Progressive K—Plastic	KA	
Polycarbonate	KD	
Photochromic-Plastic	PR	
Polycarbonate PhotoFusion:		
Progressive K—Plastic	KA	
Polycarbonate	KD	
Photochromic-Plastic	PR	
Polycarbonate Transitions Signature GEN 8 / XTRActive:		
Progressive K—Plastic	KA	
Polycarbonate	KD	
Photochromic-Plastic	PR	
Polycarbonate Transitions DriveWear:		
Progressive K—Plastic	KA	
Polycarbonate	KD	
Polarized	KP	
Photochromic-Plastic	PR	

	Polycarbonate Transitions XTRActive Polarized: Progressive K—Plastic KA Polycarbonate KD Polarized KP Photochromic-Plastic PR
	Polycarbonate Polarized: Progressive K—Plastic KA Polycarbonate KD Polarized KP
	Trivex: Progressive K—Plastic KA High-index Plastic 1.53-1.60/Trivex KB
	Trivex SunSync: Progressive K—Plastic KA High-index Plastic 1.53-1.60/Trivex KB Photochromic-Plastic PR
	Trivex Transitions Signature GEN 8 / XTRActive: Progressive K—Plastic KA High-index Plastic 1.53-1.60/Trivex KB Photochromic-Plastic PR
	Trivex Polarized: Progressive K—Plastic KA High-index Plastic 1.53-1.60/Trivex KB Polarized KP
Eyezen+ 0 (Essilor)	Digital 1.50 Plastic: Digital Aspheric - Plastic BA
	Digital 1.50 Plastic Transitions Signature GEN 8 / XTRActive: Digital Aspheric - Plastic BA Photochromic-Plastic PR
	Digital 1.50 Plastic Transitions Vantage: Digital Aspheric - Plastic BA Polarized - Plastic DA Photochromic-Plastic PR
	Digital 1.50 Plastic Polarized: Digital Aspheric - Plastic BA Polarized - Plastic DA
	Digital 1.60 High-index Plastic: Digital Aspheric - Plastic BA High-index Plastic 1.53-1.60/Trivex BB
	Digital 1.60 High-index Plastic Transitions Signature GEN 8: Digital Aspheric - Plastic BA High-index Plastic 1.53-1.60/Trivex BB Photochromic-Plastic PR

	Digital 1.67 Plastic High-index:	
	Digital Aspheric - Plastic	BA
	High-index Plastic 1.66/1.67	BH
	Digital 1.67 High-index Plastic Transitions Signature GEN 8 / XTRActive:	
	Digital Aspheric - Plastic	BA
	High-index Plastic 1.66/1.67	BH
	Photochromic-Plastic	PR
	Digital 1.67 High-index Plastic Polarized:	
	Digital Aspheric - Plastic	BA
	Polarized - Plastic	DA
	Polarized - High-index Plastic 1.66/1.67	DH
	Digital 1.74 High-index Plastic:	
	Digital Aspheric - Plastic	BA
	High-index Plastic 1.70 & Above	BJ
	Digital 1.74 High-index Plastic Transitions Signature GEN 8 w/ applicable AR:	
	Digital Aspheric - Plastic	BA
	High-index Plastic 1.70 & Above	BJ
	Photochromic-Plastic	PR
	Anti Reflective Coating C	QT
	UV Protection - Backside	BV
	Crizal Alize UV, Crizal Previncia and Crizal Sapphire 360 UV	
	Digital 1.74 High-index Plastic Transitions Signature GEN 8 w/ applicable AR:	
	Digital Aspheric - Plastic	BA
	High-index Plastic 1.70 & Above	BJ
	Photochromic-Plastic	PR
	Anti Reflective Coating D	QV
	UV Protection - Backside	BV
	Crizal Avance UV, Crizal Previncia and Crizal Sapphire 360 UV	
	Digital Trivex	
	Digital Aspheric - Plastic	BA
	High-index Plastic 1.53-1.60/Trivex	BB
	Digital Trivex Transitions Signature GEN 8:	
	Digital Aspheric - Plastic	BA
	High-index Plastic 1.53-1.60/Trivex	BB
	Photochromic-Plastic	PR
	Digital Polycarbonate:	
	Digital Aspheric – Plastic	BA
	Digital Aspheric – Polycarbonate	BD

	Digital Polycarbonate Transitions Signature GEN 8 / XTRActive: Digital Aspheric – Plastic BA Digital Aspheric - Polycarbonate BD Photochromic-Plastic PR
	Digital Polycarbonate Transitions Vantage: Digital Aspheric - Plastic BA Polarized – Plastic DA Polarized Polycarbonate DD Photochromic-Plastic PR
	Digital Polycarbonate Polarized: Digital Aspheric - Plastic BA Polarized – Plastic DA Polarized Polycarbonate DD
Eyezen+ 1, 2, 3, 4 (Essilor)	Digital 1.50 Plastic: Digital Aspheric - Plastic BA Technical Add-On A TA
	Digital 1.50 Plastic Transitions Signature GEN 8 / XTRActive: Digital Aspheric - Plastic BA Photochromic-Plastic PR Technical Add-On A TA
	Digital 1.50 Plastic Transitions Vantage: Digital Aspheric - Plastic BA Polarized - Plastic DA Photochromic-Plastic PR Technical Add-On A TA
	Digital 1.50 Plastic Polarized: Digital Aspheric - Plastic BA Polarized - Plastic DA Technical Add-On A TA
	Digital 1.60 High-index Plastic: Digital Aspheric - Plastic BA High-index Plastic 1.53-1.60/Trivex BB Technical Add-On A TA
	Digital 1.60 High-index Plastic Transitions Signature GEN 8: Digital Aspheric - Plastic BA High-index Plastic 1.53-1.60/Trivex BB Photochromic-Plastic PR Technical Add-On A TA
	Digital 1.67 Plastic High-index: Digital Aspheric - Plastic BA High-index Plastic 1.66/1.67 BH Technical Add-On A TA

	Digital 1.67 High-index Plastic Transitions GEN 8 / XTRActive: Digital Aspheric - Plastic BA High-index Plastic 1.66/1.67 BH Photochromic-Plastic PR Technical Add-On A TA
	Digital 1.67 High-index Plastic Transitions Vantage: Digital Aspheric - Plastic BA Polarized - Plastic DA Polarized - High-index Plastic 1.66/1.67 DH Photochromic-Plastic PR Technical Add-On A TA
	Digital 1.67 High-index Plastic Polarized: Digital Aspheric - Plastic BA Polarized - Plastic DA Polarized - High-index Plastic 1.66/1.67 DH Technical Add-On A TA
	Digital 1.74 High-index Plastic: Digital Aspheric - Plastic BA High-index Plastic 1.70 & Above BJ Technical Add-On A TA
	Digital 1.74 High-index Transitions Signature GEN 8: Digital Aspheric - Plastic BA High-index Plastic 1.70 & Above BJ Photochromic-Plastic PR Technical Add-On A TA
	Digital Trivex: Digital Aspheric - Plastic BA High-index Plastic 1.53-1.60/Trivex BB Technical Add-On A TA
	Digital Trivex Transitions Signature GEN 8: Digital Aspheric - Plastic BA High-index Plastic 1.53-1.60/Trivex BB Photochromic-Plastic PR Technical Add-On A TA
	Digital Polycarbonate: Digital Aspheric - Plastic BA Digital Aspheric – Polycarbonate BD Technical Add-On A TA
	Digital Polycarbonate Transitions Signature GEN 8 / XTRActive: Digital Aspheric – Plastic BA Digital Aspheric – Polycarbonate BD Photochromic-Plastic PR Technical Add-On A TA

	Digital Polycarbonate Transitions Vantage: Digital Aspheric - Plastic BA Polarized - Plastic DA Polarized Polycarbonate DD Photochromic-Plastic PR Technical Add-On A TA
	Digital Polycarbonate Polarized: Digital Aspheric - Plastic BA Polarized – Plastic DA Polarized Polycarbonate DD Technical Add-On A TA
Eyezen Start (Essilor)	Digital 1.50 Plastic: Digital Aspheric - Plastic BA
	Digital 1.50 Plastic Transitions Signature GEN 8 / XTRActive: Digital Aspheric - Plastic BA Photochromic-Plastic PR
	Digital 1.50 Plastic Polarized: Digital Aspheric – Plastic BA Polarized – Plastic DA
	Digital 1.60 High-index Plastic: Digital Aspheric - Plastic BA High-index Plastic 1.53-1.60/Trivex BB
	Digital 1.60 High-index Plastic Transitions Signature GEN 8: Digital Aspheric - Plastic BA High-index Plastic 1.53-1.60/Trivex BB Photochromic-Plastic PR
	Digital 1.67 Plastic High-index: Digital Aspheric - Plastic BA High-index Plastic 1.66/1.67 BH
	Digital 1.67 High-index Plastic Transitions Signature GEN 8 / XTRActive: Digital Aspheric - Plastic BA High-index Plastic 1.66/1.67 BH Photochromic-Plastic PR
	Digital 1.67 High-index Plastic Polarized: Digital Aspheric - Plastic BA Polarized - Plastic DA Polarized - High-index Plastic 1.66/1.67 DH
	Digital 1.74 High-index Plastic: Digital Aspheric - Plastic BA High-index Plastic 1.70 & Above BJ
	Digital 1.74 High-index Transitions Signature GEN 8: Digital Aspheric - Plastic BA High-index Plastic 1.70 & Above BJ Photochromic-Plastic PR

	Digital Polycarbonate: Digital Aspheric – Plastic BA Digital Aspheric – Polycarbonate BD
	Digital Polycarbonate Transitions Signature GEN 8 / XTRActive: Digital Aspheric – Plastic BA Digital Aspheric – Polycarbonate BD Photochromic-Plastic PR
	Digital Polycarbonate Polarized: Digital Aspheric – Plastic BA Polarized Plastic DA Polarized Polycarbonate DD
	Digital Trivex: Digital Aspheric - Plastic BA High-index Plastic 1.53-1.60/Trivex BB
	Digital Trivex Transitions Signature GEN 8: Digital Aspheric - Plastic BA High-index Plastic 1.53-1.60/Trivex BB Photochromic-Plastic PR
F	
Focal-Lite (Vision Ease)	Aspheric Plastic 1.50 AA LC
Foundation XT (Carl Zeiss Vision)	Scratch Resistant Coating B QS
Fusion Gold (I-Coat Company)	Anti-Reflective Coating A QM LC
Freedom ID (X-Cel)	Clear Glass: Progressive K—Glass/High-index Glass KE
	Thin & Dark Glass: Progressive K—Glass/High-index Glass KE Photochromic—Glass PM
	PGX/PBX Glass: Progressive K—Glass/High-index Glass KE Photochromic—Glass PM
G	
Glacier Plus (Shamir)	Anti-Reflective Coating D QV
Gold ET Coating (Carl Zeiss Vision)	Anti-Reflective Coating A QM LC
GT2 (Carl Zeiss Vision)	1.50 Plastic: Progressive F—Plastic FA
	1.50 Plastic PhotoFusion: Progressive F—Plastic FA Photochromic-Plastic PR
	1.50 Plastic Polarized: Progressive F—Plastic FA Polarized FP

	1.67 Plastic High-index: Progressive F—Plastic High-index Plastic 1.66/1.67	FA FH
	1.67 Plastic High-index PhotoFusion: Progressive F—Plastic High-index Plastic 1.66/1.67 Photochromic-Plastic	FA FH PR
	Polycarbonate: Progressive F—Plastic Polycarbonate	FA FD
	Polycarbonate Polarized: Progressive F—Plastic Polycarbonate Polarized	FA FD FP
	Polycarbonate PhotoFusion: Progressive F—Plastic Polycarbonate Photochromic-Plastic	FA FD PR
	1.60 High-index Glass: Progressive F—Glass/High-index Glass	FE
	1.60 High-index Glass Photochromic: Progressive F—Glass/High-index Glass Photochromic—Glass	FE PM
	GT2 Short (Carl Zeiss Vision)	1.50 Plastic: Progressive F—Plastic
1.50 Plastic PhotoFusion: Progressive F—Plastic Photochromic-Plastic		FA PR
1.67 Plastic High-index: Progressive F—Plastic High-index Plastic 1.66/1.67		FA FH
1.67 Plastic High-index PhotoFusion: Progressive F—Plastic High-index Plastic 1.66/1.67 Photochromic-Plastic		FA FH PR
Polycarbonate: Progressive F—Plastic Polycarbonate		FA FD
Polycarbonate Polarized: Progressive F—Plastic Polycarbonate Polarized		FA FD FP
Polycarbonate PhotoFusion: Progressive F—Plastic Polycarbonate Photochromic-Plastic		FA FD PR

H			
HiVision Coating (Hoya)	Anti-Reflective Coating B	QN	
HiVision with ViewProtect Coating (Hoya)	Anti-Reflective Coating C	QT	
HMC (Carl Zeiss Vision)	Anti-Reflective Coating A	QM	LC
HMC+ (Carl Zeiss Vision)	Anti-Reflective Coating C	QT	LC
HMCX (Carl Zeiss Vision)	Anti-Reflective Coating D	QV	LC
HOYA Array VL (Hoya)	1.50 Plastic: Progressive F—Plastic	FA	
	1.50 Plastic Transitions Signature GEN 8 / XTRActive: Progressive F—Plastic Photochromic-Plastic	FA PR	
	1.50 Plastic Transitions XTRActive Polarized: Progressive F—Plastic Polarized Photochromic-Plastic	FA FP PR	
	1.50 Plastic Sensity / Sensity Dark / Sensity Fast: Progressive F—Plastic Photochromic-Plastic	FA PR	
	1.50 Plastic Polarized: Progressive F—Plastic Polarized	FA FP	
	1.56 BluTech Indoor: Progressive F—Plastic High-index Plastic 1.53-1.60/Trivex Plastic Dyes - Solid Color (Except Pink I & II)	FA FB MN	
	1.56 BluTech Outdoor: Progressive F—Plastic High-index Plastic 1.53-1.60/Trivex Polarized Plastic Dyes - Solid Color (Except Pink I & II)	FA FB FP MN	
	1.60 High-index Plastic: Progressive F—Plastic High-index Plastic 1.53-1.60/Trivex	FA FB	
	1.60 High-index Plastic Transitions Signature GEN 8: Progressive F—Plastic High-index Plastic 1.53-1.60/Trivex Photochromic-Plastic	FA FB PR	

	1.60 High-index Plastic Sensity / Sensity Dark: Progressive F—Plastic FA High-index Plastic 1.53-1.60/Trivex FB Photochromic-Plastic PR
	1.67 High-index Plastic: Progressive F—Plastic FA High-index Plastic 1.66/1.67 FH
	1.67 High-index Plastic Transitions Signature GEN 8 / XTRActive: Progressive F—Plastic FA High-index Plastic 1.66/1.67 FH Photochromic-Plastic PR
	1.67 High-index Plastic Transitions XTRActive Polarized: Progressive F—Plastic FA High-index Plastic 1.66/1.67 FH Polarized FP Photochromic-Plastic PR
	1.67 High-index Plastic Sensity / Sensity Dark / Sensity Fast: Progressive F—Plastic FA High-index Plastic 1.66/1.67 FH Photochromic-Plastic PR
	1.67 High-index Plastic Polarized: Progressive F—Plastic FA High-index Plastic 1.66/1.67 FH Polarized FP
	1.70 High-index Plastic: Progressive F—Plastic FA High-index Plastic 1.70 & Above FJ
	Polycarbonate: Progressive F—Plastic FA Polycarbonate FD
	Polycarbonate Transitions Signature GEN 8 / XTRActive: Progressive F—Plastic FA Polycarbonate FD Photochromic-Plastic PR
	Polycarbonate Transitions XTRActive Polarized: Progressive F—Plastic FA Polycarbonate FD Polarized FP Photochromic-Plastic PR

	Polycarbonate Sensity / Sensity Dark / Sensity Fast: Progressive F—Plastic FA Polycarbonate FD Photochromic-Plastic PR
	Polycarbonate Polarized: Progressive O—Plastic FA Polycarbonate FD Polarized FP
	Trivex: Progressive O—Plastic FA High-index Plastic 1.53-1.60/Trivex FB
	Trivex Transitions Signature GEN 8 / XTRActive: Progressive O—Plastic FA High-index Plastic 1.53-1.60/Trivex FB Photochromic-Plastic PR
	Trivex Sensity / Sensity Dark / Sensity Fast: Progressive O—Plastic FA High-index Plastic 1.53-1.60/Trivex FB Photochromic-Plastic PR
	Trivex Polarized: Progressive O—Plastic FA High-index Plastic 1.53-1.60/Trivex FB Polarized FP
	HOYA Array Wrap VL (Hoya)
1.50 Plastic: Progressive F—Plastic FA	
1.50 Plastic Transitions Signature GEN 8 / XTRActive: Progressive F—Plastic FA Photochromic-Plastic PR	
1.50 Plastic Transitions XTRActive Polarized: Progressive F—Plastic FA Polarized FP Photochromic-Plastic PR	
1.50 Plastic Sensity / Sensity Dark / Sensity Fast: Progressive F—Plastic FA Photochromic-Plastic PR	
1.50 Plastic Polarized: Progressive F—Plastic FA Polarized FP	
1.56 BluTech Indoor: Progressive F—Plastic FA High-index Plastic 1.53-1.60/Trivex FB Plastic Dyes - Solid Color (Except Pink I & II) MN	

1.56 BluTech Outdoor:	
Progressive F—Plastic	FA
High-index Plastic 1.53-1.60/Trivex	FB
Polarized	FP
Plastic Dyes - Solid Color (Except Pink I & II)	MN
1.60 High-index Plastic:	
Progressive F—Plastic	FA
High-index Plastic 1.53-1.60/Trivex	FB
1.60 High-index Plastic Transitions Signature GEN 8:	
Progressive F—Plastic	FA
High-index Plastic 1.53-1.60/Trivex	FB
Photochromic-Plastic	PR
1.60 High-index Plastic Sensity / Sensity Dark:	
Progressive F—Plastic	FA
High -index Plastic 1.53-1.60/Trivex	FB
Photochromic-Plastic	PR
1.67 High-index Plastic:	
Progressive F—Plastic	FA
High-index Plastic 1.66/1.67	FH
1.67 High-index Plastic Transitions Signature GEN 8 / XTRActive:	
Progressive F—Plastic	FA
High-index Plastic 1.66/1.67	FH
Photochromic-Plastic	PR
1.67 High-index Plastic Transitions XTRActive Polarized:	
Progressive F—Plastic	FA
High-index Plastic 1.66/1.67	FH
Polarized	FP
Photochromic-Plastic	PR
1.67 High-index Plastic Sensity / Sensity Dark / Sensity Fast:	
Progressive F—Plastic	FA
High-index Plastic 1.66/1.67	FH
Photochromic	PR
1.67 High-index Plastic Polarized:	
Progressive F—Plastic	FA
High-index Plastic 1.66/1.67	FH
Polarized	FP
Polycarbonate:	
Progressive F—Plastic	FA
Polycarbonate	FD
Polycarbonate Transitions Signature GEN 8 / XTRActive:	
Progressive F—Plastic	FA
Polycarbonate	FD
Photochromic-Plastic	PR

	Polycarbonate Transitions XTRActive Polarized: Progressive F—Plastic FA Polycarbonate FD Polarized FP Photochromic-Plastic PR
	Polycarbonate Sensity / Sensity Dark / Sensity Fast: Progressive F—Plastic FA Polycarbonate FD Photochromic-Plastic PR
	Polycarbonate Polarized: Progressive F—Plastic FA Polycarbonate FD Polarized FP
	Trivex: Progressive F—Plastic FA High-index Plastic 1.53-1.60/Trivex FB
	Trivex Transitions Signature GEN 8 / XTRActive: Progressive F—Plastic FA High-index Plastic 1.53-1.60/Trivex FB Photochromic-Plastic PR
	Trivex Sensity / Sensity Dark / Sensity Fast: Progressive F—Plastic FA High-index Plastic 1.53-1.60/Trivex FB Photochromic-Plastic PR
	Trivex Polarized: Progressive F—Plastic FA High-index Plastic 1.53-1.60/Trivex FB Polarized FP
Hoya Clarity Shield (Hoya)	Scratch Resistant Coating B QS
Hoyalux GP Wide (Hoya)	1.50 Plastic: Progressive K—Plastic KA
	1.50 Plastic Polarized: Progressive K—Plastic KA Polarized KP
	1.50 Plastic Transitions Signature GEN 8: Progressive K—Plastic KA Photochromic-Plastic PR
	1.50 Plastic Transitions XTRActive Polarized: Progressive K—Plastic KA Polarized KP Photochromic-Plastic PR

	1.50 Plastic Sensity / Sensity Dark / Sensity Fast:	
	Progressive K—Plastic	KA
	Photochromic-Plastic	PR
	1.60 High-index Plastic:	
	Progressive K—Plastic	KA
	High-index Plastic 1.53-1.60/Trivex	KB
	1.60 High-index Plastic Transitions Signature GEN 8:	
	Progressive K—Plastic	KA
	High-index Plastic 1.53-1.60/Trivex	KB
	Photochromic-Plastic	PR
	1.60 High-index Plastic Sensity / Sensity Dark:	
	Progressive K—Plastic	KA
	High-index Plastic 1.53-1.60/Trivex	KB
	Photochromic-Plastic	PR
	1.67 High-index Plastic:	
	Progressive K—Plastic	KA
	High-index Plastic 1.67	KH
	1.67 High-index Plastic Transitions Signature GEN 8:	
	Progressive K—Plastic	KA
	High-index Plastic 1.67	KH
	Photochromic-Plastic	PR
	1.67 High-index Plastic Transitions XTRActive Polarized:	
	Progressive K—Plastic	KA
	High-index Plastic 1.67	KH
	Polarized	KP
	Photochromic-Plastic	PR
	1.67 High-index Plastic Sensity / Sensity Dark / Sensity Fast:	
	Progressive K—Plastic	KA
	High-index Plastic 1.67	KH
	Photochromic-Plastic	PR
	1.67 High-index Plastic Polarized:	
	Progressive K—Plastic	KA
	High-index Plastic 1.67	KH
	Polarized	KP
	1.70 High-index Plastic:	
	Progressive K—Plastic	KA
	High-index Plastic 1.70 & Above	KJ
	1.74 High-index Plastic:	
	Progressive K—Plastic	KA
	High-index Plastic 1.70 & Above	KJ

	1.74 High-index Plastic Transitions Signature GEN 8: Progressive K—Plastic KA High-index Plastic 1.70 & Above KJ Photochromic-Plastic PR	
	Polycarbonate: Progressive K—Plastic KA Polycarbonate KD	
	Polycarbonate Transitions Signature GEN 8: Progressive K—Plastic KA Polycarbonate KD Photochromic-Plastic PR	
	Polycarbonate Transitions XTRActive Polarized: Progressive K—Plastic KA Polycarbonate KD Polarized KP Photochromic-Plastic PR	
	Polycarbonate Sensity / Sensity Dark / Sensity Fast: Progressive K—Plastic KA Polycarbonate KD Photochromic-Plastic PR	
	Polycarbonate Polarized: Progressive K—Plastic KA Polycarbonate KD Polarized KP	
	Trivex: Progressive K—Plastic KA High-index Plastic 1.53-1.60/Trivex KB	
	Trivex Transitions Signature GEN 8: Progressive K—Plastic KA High-index Plastic 1.53-1.60/Trivex KB Photochromic-Plastic PR	
	Trivex Sensity / Sensity Dark / Sensity Fast: Progressive K—Plastic KA High-index Plastic 1.53-1.60/Trivex KB Photochromic-Plastic PR	
	Trivex Polarized: Progressive K—Plastic KA High-index Plastic 1.53-1.60/Trivex KB Polarized KP	
Hoyalux iD Lifestyle 3 Indoor / Outdoor / Urban (Hoya)	1.50 Plastic: Progressive N—Plastic NA	CM
	1.50 Plastic Transitions Signature GEN 8: Progressive N—Plastic NA Photochromic-Plastic PR	CM

	1.50 Plastic Sensity / Sensity Dark:		CM
	Progressive N—Plastic	NA	
	Photochromic-Plastic	PR	
	1.50 Polarized:		CM
	Progressive N—Plastic	NA	
	Polarized	NP	
	1.60 High-index Plastic:		CM
	Progressive N—Plastic	NA	
	High-index Plastic 1.53-1.60/Trivex	NB	
	1.60 High-index Plastic Sensity / Sensity Dark:		CM
	Progressive N—Plastic	NA	
	High-index Plastic 1.53-1.60/Trivex	NB	
	Photochromic-Plastic	PR	
	1.60 High-index Plastic Polarized:		CM
	Progressive N—Plastic	NA	
	High-index Plastic 1.53-1.60/Trivex	NB	
	Polarized	NP	
	1.67 High-index Plastic:		CM
	Progressive N—Plastic	NA	
	High-index Plastic 1.66/1.67	NH	
	1.67 High-index Plastic Transitions Signature GEN 8:		CM
	Progressive N—Plastic	NA	
	High-index Plastic 1.66/1.67	NH	
	Photochromic-Plastic	PR	
	1.67 High-index Plastic Sensity / Sensity Dark:		CM
	Progressive N—Plastic	NA	
	High-index Plastic 1.66/1.67	NH	
	Photochromic-Plastic	PR	
	1.67 High-index Plastic Polarized:		CM
	Progressive N—Plastic	NA	
	High-index Plastic 1.66/1.67	NH	
	Polarized	NP	
	1.74 High-index Plastic:		CM
	Progressive N—Plastic	NA	
	High-index Plastic 1.70 & Above	NJ	
	Polycarbonate:		CM
	Progressive N—Plastic	NA	
	Polycarbonate	ND	
	Polycarbonate Transitions Signature GEN 8:		CM
	Progressive N—Plastic	NA	
	Polycarbonate	ND	
	Photochromic-Plastic	PR	

	Polycarbonate Sensity / Sensity Dark:		CM
	Progressive N—Plastic	NA	
	Polycarbonate	ND	
	Photochromic-Plastic	PR	
	Polycarbonate Polarized:		CM
	Progressive N—Plastic	NA	
	Polycarbonate	ND	
	Polarized	NP	
	Trivex:		CM
	Progressive N—Plastic	NA	
	High-index Plastic 1.53-1.60/Trivex	NB	
	Trivex Transitions Signature GEN 8:		CM
	Progressive N—Plastic	NA	
	High-index Plastic 1.53-1.60/Trivex	NB	
	Photochromic-Plastic	PR	
	Trivex Sensity / Sensity Dark:		CM
	Progressive N—Plastic	NA	
	High-index Plastic 1.53-1.60/Trivex	NB	
	Photochromic-Plastic	PR	
	Trivex Polarized:		CM
	Progressive N—Plastic	NA	
	High-index Plastic 1.53-1.60/Trivex	NB	
	Polarized	NP	
Hoyalux iDMyStyle 2 Adventure / Modern / Detail / Stable (Hoya)	1.60 High-index Plastic:		CM
	Progressive N—Plastic	NA	
	High-index Plastic 1.53-1.60/Trivex	NB	
	1.60 High-index Plastic Sensity / Sensity Dark:		CM
	Progressive N— Plastic	NA	
	High-index Plastic 1.53-1.60/Trivex	NB	
	Photochromic-Plastic	PR	
	1.67 High-index Plastic:		CM
	Progressive N—Plastic	NA	
High-index Plastic 1.66/1.67	NH		
1.67 High-index Plastic Sensity / Sensity Dark:		CM	
Progressive N—Plastic	NA		
High-index Plastic 1.66/1.67	NH		
Photochromic-Plastic	PR		
1.74 High-index Plastic:		CM	
Progressive N—Plastic	NA		
High-index Plastic 1.70 & Above	NJ		
Polycarbonate:		CM	
Progressive N—Plastic	NA		
Polycarbonate	ND		
Polycarbonate Sensity / Sensity Dark:		CM	
Progressive N—Plastic	NA		
Polycarbonate	ND		
Photochromic-Plastic	PR		

	Trivex: Progressive N—Plastic NA High-index Plastic 1.53-1.60/Trivex NB	CM
	Trivex Sensity / Sensity Dark: Progressive N—Plastic NA High-index Plastic 1.53-1.60/Trivex NB Photochromic-Plastic PR	CM
Hoyalux iD Screen/Space/Zoom (Hoya)	1.50 Plastic: Near Variable Focus - Plastic IA	CM
	Trivex: Near Variable Focus - Plastic IA NVF - High-index Plastic 1.53-1.60/Trivex IB	CM
	Trivex Sensity / Sensity Dark: Near Variable Focus - Plastic IA NVF - High-index Plastic 1.53-1.60/Trivex IB Photochromic-Plastic PR	CM
	1.60 High-index Plastic: Near Variable Focus - Plastic IA NVF - High-index Plastic 1.53-1.60/Trivex IB	CM
	1.67 High-index Plastic: Near Variable Focus - Plastic IA NVF - High-index Plastic 1.66/1.67 II	CM
Hoyalux iD SV (Hoya)	Digital 1.60 Plastic High Index Sensity/Sensity Dark: Digital Aspheric - Plastic BA High-index Plastic 1.53-1.60/Trivex BB Photochromic-Plastic PR	LC
	Digital 1.67 Plastic High Index: Digital Aspheric - Plastic BA High-index Plastic 1.66/1.67 BH	LC
	Digital 1.67 Plastic High Index Sensity/Sensity Dark: Digital Aspheric - Plastic BA High-index Plastic 1.66/1.67 BH Photochromic-Plastic PR	LC
	Digital 1.74 Plastic High Index: Digital Aspheric - Plastic BA High-index Plastic 1.70 & Above BJ	LC
Hoyalux Summit cd BKS (Hoya)	1.50 Plastic: Progressive F—Plastic FA	
	1.50 Plastic Transitions Signature GEN 8: Progressive F—Plastic FA Photochromic-Plastic PR	
	1.50 Plastic Transitions XTRActive Polarized: Progressive F—Plastic FA Polarized FP Photochromic-Plastic PR	

	1.50 Plastic Sensity / Sensity Dark / Sensity Fast:	
	Progressive F—Plastic	FA
	Photochromic-Plastic	PR
	1.50 Plastic Polarized:	
	Progressive F—Plastic	FA
	Polarized	FP
	1.60 High-index Plastic:	
	Progressive F—Plastic	FA
	High-index Plastic 1.53-1.60/Trivex	FB
	1.60 High-index Plastic Transitions Signature Gen 8:	
	Progressive F—Plastic	FA
	High-index Plastic 1.53-1.60/Trivex	FB
	Photochromic-Plastic	PR
	1.60 High-index Plastic Sensity / Sensity Dark:	
	Progressive F—Plastic	FA
	High -index Plastic 1.53-1.60/Trivex	FB
	Photochromic-Plastic	PR
	1.67 High-index Plastic:	
	Progressive F—Plastic	FA
	High-index Plastic 1.66/1.67	FH
	1.67 High-index Plastic Transitions Signature GEN 8:	
	Progressive F—Plastic	FA
	High-index Plastic 1.66/1.67	FH
	Photochromic-Plastic	PR
	1.67 High-index Plastic Transitions XTRActive Polarized:	
	Progressive F—Plastic	FA
	High-index Plastic 1.66/1.67	FH
	Polarized	FP
	Photochromic-Plastic	PR
	1.67 High-index Plastic Sensity / Sensity Dark / Sensity Fast:	
	Progressive F—Plastic	FA
	High-index Plastic 1.66/1.67	FH
	Photochromic-Plastic	PR
	1.67 High-index Plastic Polarized:	
	Progressive F—Plastic	FA
	High-index Plastic 1.66/1.67	FH
	Polarized	FP
	1.70 High-index Plastic:	
	Progressive F—Plastic	FA
	High-index Plastic 1.70 & Above	FJ
	1.74 High-index Plastic:	
	Progressive F—Plastic	FA
	High-index Plastic 1.70 & Above	FJ

	1.74 High-index Plastic Transitions Signature GEN 8: Progressive F—Plastic FA High-index Plastic 1.70 & Above FJ Photochromic-Plastic PR
	Polycarbonate: Progressive F—Plastic FA Polycarbonate FD
	Polycarbonate Transitions Signature GEN 8: Progressive F—Plastic FA Polycarbonate FD Photochromic-Plastic PR
	Polycarbonate Transitions XTRActive Polarized: Progressive F—Plastic FA Polycarbonate FD Polarized FP Photochromic-Plastic PR
	Polycarbonate Sensity / Sensity Dark / Sensity Fast: Progressive F—Plastic FA Polycarbonate FD Photochromic-Plastic PR
	Polycarbonate Polarized: Progressive F—Plastic FA Polycarbonate FD Polarized FP
	Trivex: Progressive F—Plastic FA High-index Plastic 1.53-1.60/Trivex FB
	Trivex Transitions Signature GEN 8: Progressive F—Plastic FA High-index Plastic 1.53-1.60/Trivex FB Photochromic-Plastic PR
	Trivex Sensity / Sensity Dark / Sensity Fast: Progressive F—Plastic FA High-index Plastic 1.53-1.60/Trivex FB Photochromic-Plastic PR
	Trivex Polarized: Progressive F—Plastic FA High-index Plastic 1.53-1.60/Trivex FB Polarized FP
Hoyalux Summit ecp BKS (Hoya)	1.50 Plastic: Progressive F—Plastic FA
	1.50 Plastic Transitions Signature GEN 8: Progressive F—Plastic FA Photochromic-Plastic PR

	1.50 Plastic Transitions XTRActive Polarized: Progressive F—Plastic FA Polarized FP Photochromic-Plastic PR
	1.50 Plastic Sensity / Sensity Dark / Sensity Fast: Progressive F—Plastic FA Photochromic-Plastic PR
	1.50 Plastic Polarized: Progressive F—Plastic FA Polarized FP
	1.60 High-index Plastic: Progressive F—Plastic FA High-index Plastic 1.53-1.60/Trivex FB
	1.60 High-index Plastic Transitions Signature Gen 8: Progressive F—Plastic FA High-index Plastic 1.53-1.60/Trivex FB Photochromic-Plastic PR
	1.60 High-index Plastic Sensity / Sensity Dark: Progressive F—Plastic FA High -index Plastic 1.53-1.60/Trivex FB Photochromic-Plastic PR
	1.67 High-index Plastic: Progressive F—Plastic FA High-index Plastic 1.66/1.67 FH
	1.67 High-index Plastic Transitions Signature GEN 8: Progressive F—Plastic FA High-index Plastic 1.66/1.67 FH Photochromic-Plastic PR
	1.67 High-index Plastic Transitions XTRActive Polarized: Progressive F—Plastic FA High-index Plastic 1.66/1.67 FH Polarized FP Photochromic-Plastic PR
	1.67 High-index Plastic Sensity / Sensity Dark / Sensity Fast: Progressive F—Plastic FA High-index Plastic 1.66/1.67 FH Photochromic-Plastic PR
	1.67 High-index Plastic Polarized: Progressive F—Plastic FA High-index Plastic 1.66/1.67 FH Polarized FP

	1.70 High-index Plastic:	
	Progressive F—Plastic	FA
	High-index Plastic 1.70 & Above	FJ
	1.74 High-index Plastic:	
	Progressive F—Plastic	FA
	High-index Plastic 1.70 & Above	FJ
	1.74 High-index Plastic Transitions Signature GEN 8:	
	Progressive F—Plastic	FA
	High-index Plastic 1.70 & Above	FJ
	Photochromic-Plastic	PR
	Polycarbonate:	
	Progressive F—Plastic	FA
	Polycarbonate	FD
	Polycarbonate Transitions Signature GEN 8:	
	Progressive F—Plastic	FA
Polycarbonate	FD	
Photochromic-Plastic	PR	
Polycarbonate Transitions XTRActive Polarized:		
Progressive F—Plastic	FA	
Polycarbonate	FD	
Polarized	FP	
Photochromic-Plastic	PR	
Polycarbonate Sensity / Sensity Dark / Sensity Fast:		
Progressive F—Plastic	FA	
Polycarbonate	FD	
Photochromic-Plastic	PR	
Polycarbonate Polarized:		
Progressive F—Plastic	FA	
Polycarbonate	FD	
Polarized	FP	
Trivex:		
Progressive F—Plastic	FA	
High-index Plastic 1.53-1.60/Trivex	FB	
Trivex Transitions Signature GEN 8:		
Progressive F—Plastic	FA	
High-index Plastic 1.53-1.60/Trivex	FB	
Photochromic-Plastic	PR	
Trivex Sensity / Sensity Dark / Sensity Fast:		
Progressive F—Plastic	FA	
High-index Plastic 1.53-1.60/Trivex	FB	
Photochromic-Plastic	PR	

	Trivex Polarized: Progressive F—Plastic High-index Plastic 1.53-1.60/Trivex Polarized	FA FB FP	
Hoya Premium Coating (Hoya)	Anti-Reflective Coating B	QN	
Hoya Premium with ViewProtect Coating (Hoya)	Anti-Reflective Coating B	QN	
Hyper Clear AR Coating (Southern Opt.)	Anti-Reflective Coating A	QM	LC
Hyperal (Essilor)	Aspheric Plastic 1.50	AA	LC
I			
I-Clear or I-Clear Plus Coating (I-Coat)	Anti-Reflective Coating A	QM	LC
iD Lifestyle 2 Clarity/cd (Hoya)	1.50 Plastic: Progressive N—Plastic	NA	CM
	1.50 Plastic Transitions XTRActive: Progressive N—Plastic Photochromic-Plastic	NA PR	CM
	1.50 Plastic Sensity / Sensity Dark: Progressive N—Plastic Photochromic-Plastic	NA PR	CM
	1.60 High-index Plastic: Progressive N—Plastic High-index Plastic 1.53-1.60/Trivex	NA NB	CM
	1.60 High-index Plastic Sensity / Sensity Dark: Progressive N—Plastic High-index Plastic 1.53-1.60/Trivex Photochromic-Plastic	NA NB PR	CM
	1.67 High-index Plastic: Progressive N—Plastic High-index Plastic 1.66/1.67	NA NH	CM
	1.67 High-index Plastic Sensity / Sensity Dark: Progressive N—Plastic High-index Plastic 1.66/1.67 Photochromic-Plastic	NA NH PR	CM
	1.74 High-index Plastic: Progressive N—Plastic High-index Plastic 1.70 & Above	NA NJ	CM
	Polycarbonate: Progressive N—Plastic Polycarbonate	NA ND	CM

	Polycarbonate Sensity / Sensity Dark:		CM
	Progressive N—Plastic	NA	
	Polycarbonate	ND	
	Photochromic-Plastic	PR	
	Polycarbonate Polarized:		CM
	Progressive N—Plastic	NA	
	Polycarbonate	ND	
	Polarized	NP	
	Trivex:		CM
	Progressive N—Plastic	NA	
	High-index Plastic 1.53-1.60/Trivex	NB	
	Trivex Transitions XTRActive:		CM
	Progressive N—Plastic	NA	
	High-index Plastic 1.53-1.60/Trivex	NB	
	Photochromic-Plastic	PR	
	Trivex Sensity / Sensity Dark:		CM
	Progressive N—Plastic	NA	
	High-index Plastic 1.53-1.60/Trivex	NB	
	Photochromic-Plastic	PR	
iD Lifestyle 2 Harmony/cd (Hoya)	1.50 Plastic:		CM
	Progressive N—Plastic	NA	
	1.50 Plastic Transitions XTRActive:		CM
	Progressive N—Plastic	NA	
	Photochromic-Plastic	PR	
	1.50 Plastic Sensity / Sensity Dark:		CM
	Progressive N—Plastic	NA	
	Photochromic-Plastic	PR	
	1.60 High-index Plastic:		CM
	Progressive N—Plastic	NA	
High-index Plastic 1.53-1.60/Trivex	NB		
1.60 High-index Plastic Sensity / Sensity Dark:		CM	
Progressive N—Plastic	NA		
High-index Plastic 1.53-1.60/Trivex	NB		
Photochromic-Plastic	PR		
1.67 High-index Plastic:		CM	
Progressive N—Plastic	NA		
High-index Plastic 1.66/1.67	NH		
1.67 High-index Plastic Sensity / Sensity Dark:		CM	
Progressive N—Plastic	NA		
High-index Plastic 1.66/1.67	NH		
Photochromic-Plastic	PR		
1.74 High-index Plastic:		CM	
Progressive N—Plastic	NA		
High-index Plastic 1.70 & Above	NJ		
Polycarbonate:		CM	
Progressive N—Plastic	NA		
Polycarbonate	ND		

	Polycarbonate Sensity / Sensity Dark:		CM
	Progressive N—Plastic	NA	
	Polycarbonate	ND	
	Photochromic-Plastic	PR	
	Polycarbonate Polarized:		CM
	Progressive N—Plastic	NA	
	Polycarbonate	ND	
	Polarized	NP	
	Trivex:		CM
	Progressive N—Plastic	NA	
	High-index Plastic 1.53-1.60/Trivex	NB	
	Trivex Transitions XTRActive:		CM
	Progressive N—Plastic	NA	
	High-index Plastic 1.53-1.60/Trivex	NB	
	Photochromic-Plastic	PR	
	Trivex Sensity / Sensity Dark:		CM
	Progressive N—Plastic	NA	
	High-index Plastic 1.53-1.60/Trivex	NB	
	Photochromic-Plastic	PR	
IFC Essential (In Focus Coatings)	Anti-Reflective Coating A	QM	LC
Image (Younger)	1.50 Plastic:		
	Progressive K—Plastic	KA	
	1.50 Plastic Polarized:		
	Progressive K—Plastic	KA	
	Polarized	KP	
	1.50 Plastic Transitions Signature GEN 8 / XTRActive:		
	Progressive K—Plastic	KA	
	Photochromic-Plastic	PR	
	1.50 Plastic Transitions DriveWear:		
	Progressive K—Plastic	KA	
	Polarized	KP	
	Photochromic-Plastic	PR	
	1.67 High-index Plastic:		
	Progressive K—Plastic	KA	
	High-index Plastic 1.66/1.67	KH	
	1.67 High-index Plastic Transitions Signature GEN 8:		
	Progressive K—Plastic	KA	
	High-index Plastic 1.66/1.67	KH	
	Photochromic-Plastic	PR	
	Polycarbonate:		
	Progressive K—Plastic	KA	
	Polycarbonate	KD	
	Polycarbonate Polarized:		
	Progressive K—Plastic	KA	
	Polycarbonate	KD	
	Polarized	KP	

	Polycarbonate Transitions Signature GEN 8 / XTRActive: Progressive K—Plastic KA Polycarbonate KD Photochromic-Plastic PR
	Polycarbonate Transitions DriveWear: Progressive K—Plastic KA Polycarbonate KD Polarized KP Photochromic-Plastic PR
	Trivex Transitions Signature GEN 8: Progressive K—Plastic KA High-index Plastic 1.53-1.60/Trivex KB Photochromic-Plastic PR
Image Trilogy (Younger)	Trivex: Progressive K—Plastic KA High-index Plastic 1.53-1.60/Trivex KB
	Trivex Transitions XTRActive: Progressive K—Plastic KA High-index Plastic 1.53-1.60/Trivex KB Photochromic-Plastic PR
Image Wrap (Younger)	Polycarbonate Polarized: Progressive K—Plastic KA Polycarbonate KD Polarized KP
Indigo HD AR Coating (Essilor)	Anti-Reflective Coating D QV LC
Indigo AR Coating (Essilor)	Anti-Reflective Coating C QT LC
Indo (Indo Corporation)	SV Superfin 1.523 Aspheric: Aspheric Plastic 1.50 AA LC
	SV Ultrafin 1.60 Aspheric: High-index Plastic 1.53-1.60/Trivex AB LC
	SV/Curve Top 28 Superfin 1.523 Photochromic: Photochromic-Plastic PR LC
I-TEC (In Focus)	Anti-Reflective Coating B QN LC
I-TEC Premium (In Focus)	Anti-Reflective Coating C QT LC
J	
K	
Kodak Clean&CleAR (Signet Armorlite)	Anti-Reflective Coating D QV
Kodak Clean&CleAR UV (Signet Armorlite)	Anti-Reflective Coating D QV UV Protection – Backside BV

Kodak Clean&CleAR with Silk (Signet Armorlite)	Anti-Reflective Coating D	QV
Kodak Clean&CleAR UV with Silk (Signet Armorlite)	Anti-Reflective Coating D UV Protection – Backside	QV BV
Kodak CleAR Coating (Signet Armorlite)	Anti-Reflective Coating C	QT
Kodak Concise (Signet Armorlite)	1.50 Plastic: Progressive K—Plastic	KA
	1.56 Mid Index Plastic: Progressive K—Plastic High-index Plastic 1.53-1.60/Trivex	KA KB
	1.60 High-index Plastic: Progressive K—Plastic High-index Plastic 1.53-1.60/Trivex	KA KB
	1.67 High-index Plastic: Progressive K—Plastic High-index Plastic 1.66/1.67	KA KH
Kodak Digital Precise (Signet Armorlite)	1.50 Plastic: Progressive F—Plastic	FA
	1.50 Plastic PhotoView: Progressive F—Plastic Photochromic-Plastic	FA PR
	1.50 Plastic Transitions Signature GEN 8: Progressive F—Plastic Photochromic-Plastic	FA PR
	1.67 High-index Plastic: Progressive F—Plastic High-index Plastic 1.66/1.67	FA FH
	1.67 High-index Plastic Transitions Signature GEN 8: Progressive F—Plastic High-index Plastic 1.66/1.67 Photochromic-Plastic	FA FH PR
	Polycarbonate PhotoView: Progressive F—Plastic Polycarbonate Photochromic-Plastic	FA FD PR
	Polycarbonate Transitions Signature GEN 8: Progressive F—Plastic Polycarbonate Photochromic-Plastic	FA FD PR
	1.50 Plastic: Progressive F—Plastic	FA

Kodak Digital Precise Short (Signet Armorlite)	1.50 Plastic PhotoView:		
	Progressive F—Plastic	FA	
	Photochromic-Plastic	PR	
	1.50 Plastic Transitions Signature GEN 8:		
	Progressive F—Plastic	FA	
	Photochromic-Plastic	PR	
	Polycarbonate Transitions Signature GEN 8:		
	Progressive F—Plastic	FA	
	Polycarbonate	FD	
	Photochromic-Plastic	PR	
	Digital 1.50 Plastic:		LC
	Digital Aspheric - Plastic	BA	
	Digital 1.50 Plastic Photochromic:		LC
	Digital Aspheric - Plastic	BA	
	Photochromic-Plastic	PR	
	Digital 1.50 Plastic Transitions Signature /XTRActive:		LC
	Digital Aspheric - Plastic	BA	
	Photochromic-Plastic	PR	
	Digital 1.50 Plastic Transitions DriveWear:		LC
	Digital Aspheric - Plastic	BA	
	Polarized - Plastic	DA	
	Photochromic-Plastic	PR	
	Digital 1.50 Plastic Polarized:		LC
	Digital Aspheric - Plastic	BA	
	Polarized - Plastic	DA	
	Digital 1.56 Mid Index Plastic:		LC
	Digital Aspheric - Plastic	BA	
	High-index Plastic 1.53-1.60/Trivex	BB	
	Digital 1.56 BluTech Indoor:		LC
	Digital Aspheric - Plastic	BA	
	High-index Plastic 1.53-1.60/Trivex	BB	
	Plastic Dyes - Solid Color (Except Pink I & II)	MN	
	Digital 1.56 BluTech Outdoor:		LC
	Digital Aspheric - Plastic	BA	
	Polarized - Plastic	DA	
	High-index Plastic 1.53-1.60/Trivex	DB	
	Plastic Dyes - Solid Color (Except Pink I & II)	MN	
	Digital Trivex:		LC
	Digital Aspheric - Plastic	BA	
	High-index Plastic 1.53-1.60/Trivex	BB	
	Digital Trivex Transitions Signature / XTRActive:		LC
	Digital Aspheric - Plastic	BA	
	High-index Plastic 1.53-1.60/Trivex	BB	
	Photochromic-Plastic	PR	

Digital Trivex Polarized:		LC
Digital Aspheric - Plastic	BA	
Polarized - Plastic	DA	
High-index Plastic 1.53-1.60/Trivex	DB	
Digital Polycarbonate:		LC
Digital Aspheric – Plastic	BA	
Digital Aspheric - Polycarbonate	BD	
Digital Polycarbonate Photochromic:		LC
Digital Aspheric – Plastic	BA	
Digital Aspheric - Polycarbonate	BD	
Photochromic-Plastic	PR	
Digital Polycarbonate Transitions / XTRActive:		LC
Digital Aspheric – Plastic	BA	
Digital Aspheric - Polycarbonate	BD	
Photochromic-Plastic	PR	
Digital Polycarbonate Polarized:		LC
Digital Aspheric – Plastic	BA	
Polarized – Plastic	DA	
Polarized Polycarbonate	DD	
Digital 1.60 High-index Plastic:		LC
Digital Aspheric - Plastic	BA	
High-index Plastic 1.53-1.60/Trivex	BB	
Digital 1.60 High-index Plastic Transitions Signature:		LC
Digital Aspheric - Plastic	BA	
High-index Plastic 1.53-1.60/Trivex	BB	
Photochromic-Plastic	PR	
Digital 1.60 High-index Plastic Polarized:		LC
Digital Aspheric - Plastic	BA	
Polarized - Plastic	DA	
High-index Plastic 1.53-1.60/Trivex	DB	
Digital 1.67 High-index Plastic:		LC
Digital Aspheric - Plastic	BA	
High-index Plastic 1.66/1.67	BH	
Digital 1.67 High-index Plastic Transitions Signature / XTRActive:		LC
Digital Aspheric - Plastic	BA	
High-index Plastic 1.66/1.67	BH	
Photochromic-Plastic	PR	
Digital 1.67 High-index Plastic Polarized:		LC
Digital Aspheric - Plastic	BA	
Polarized - Plastic	DA	
Polarized - High-index Plastic 1.66/1.67	DH	
Digital 1.74 High-index Plastic:		LC
Digital Aspheric - Plastic	BA	
High-index Plastic 1.70 & Above	BJ	

	1.74 High-index Plastic Transitions Signature: Digital Aspheric - Plastic BA High-index Plastic 1.70 & Above BJ Photochromic-Plastic PR	LC
Kodak Easy 14/18 (Signet Armorlite)	1.50 Plastic: Progressive K—Plastic KA	
	1.50 Plastic Polarized: Progressive K—Plastic KA Polarized KP	
	1.67 High-index Plastic: Progressive K—Plastic KA High-index Plastic 1.66/1.67 KH	
	Polycarbonate: Progressive K—Plastic KA Polycarbonate KD	
	Polycarbonate w/Total Blue AR: Progressive K—Plastic KA Polycarbonate KD Anti-Reflective Coating D QV	
	Polycarbonate Polarized: Progressive K—Plastic KA Polycarbonate KD Polarized KP	
Kodak Lenses (Signet Armorlite)	1.56 Single Vision Semi-Finished: High-index Plastic 1.53-1.60/Trivex AB	LC
	FT28 1.56 Aspheric: High-index Plastic 1.53-1.60/Trivex AB	LC
	1.70 SV High Index: High-index Plastic 1.70 & Above AJ	LC
	1.70 SV High-index Transitions Signature: High-index Plastic 1.70 & Above AJ Photochromic-Plastic PR	LC
	Polycarbonate Aspheric: Polycarbonate AD	LC
	SV Trivex Photochromic: High-index Plastic 1.53-1.60/Trivex AB Photochromic-Plastic PR	LC
	SV Trivex Polarized: Polarized - Plastic DA High-index Plastic 1.53-1.60/Trivex DB	LC
	SV Trivex Polarized Photochromic: Polarized - Plastic DA High-index Plastic 1.53-1.60/Trivex DB Photochromic-Plastic PR	LC
KODAK PowerUp .40/.66 (Signet Armorlite)	Digital 1.50 Plastic: Digital Aspheric - Plastic BA Technical Add-On A TA	

	Digital 1.50 Plastic Polarized: Digital Aspheric - Plastic BA Polarized - Plastic DA Technical Add-On A TA
	Digital Polycarbonate: Digital Aspheric – Plastic BA Digital Aspheric - Polycarbonate BD Technical Add-On A TA
	Digital Polycarbonate w/Total Blue: Digital Aspheric—Plastic BA Digital Aspheric - Polycarbonate BD Anti-Reflective Coating D QV Technical Add-On A TA
	Digital Polycarbonate Transitions Signature GEN 8: Digital Aspheric – Plastic BA Digital Aspheric - Polycarbonate BD Photochromic-Plastic PR Technical Add-On A TA
	Digital Polycarbonate Polarized: Digital Aspheric - Plastic BA Polarized – Plastic DA Polarized Polycarbonate DD Technical Add-On A TA
Kodak Precise (Signet Armorlite)	1.50 Plastic: Progressive J—Plastic JA
	1.50 Plastic PhotoView: Progressive J—Plastic JA Photochromic-Plastic PR
	1.50 Plastic Polarized: Progressive J—Plastic JA Polarized JP
	1.50 Plastic Transitions Signature GEN 8: Progressive J—Plastic JA Photochromic-Plastic PR
	1.60 High-index Plastic: Progressive J—Plastic JA High-index Plastic 1.53-1.60/Trivex JB
	1.67 High-index Plastic: Progressive J—Plastic JA High-index Plastic 1.66/1.67 JH
	1.67 High-index Transitions Signature GEN 8: Progressive J—Plastic JA High-index Plastic 1.66/1.67 JH Photochromic-Plastic PR
	Polycarbonate: Progressive J—Plastic JA Polycarbonate JD

	Polycarbonate PhotoView: Progressive J—Plastic JA Polycarbonate JD Photochromic-Plastic PR
	Polycarbonate Transitions Signature GEN 8: Progressive J—Plastic JA Polycarbonate JD Photochromic-Plastic PR
	Polycarbonate Polarized: Progressive J—Plastic JA Polycarbonate JD Polarized JP
	Trivex: Progressive J—Plastic JA High-index Plastic 1.53-1.60/Trivex JB
Kodak Precise Plus/Plus Short (Signet Armorlite)	1.50 Plastic: Progressive F—Plastic FA
	1.50 Plastic Transitions Signature GEN 8: Progressive F—Plastic FA Photochromic-Plastic PR
	1.50 Plastic Polarized: Progressive F—Plastic FA Polarized FP
	1.56 Mid Index Plastic w/Total Blue AR: Progressive F—Plastic FA High-index Plastic 1.53-1.60/Trivex FB Anti-Reflective Coating D QV
	1.67 High-index Plastic: Progressive F—Plastic FA High-index Plastic 1.66/1.67 FH
	1.67 High-index w/ Total Blue: Progressive F—Plastic FA High-index Plastic 1.66/1.67 FH Anti-Reflective Coating D QV
	1.67 High-index Plastic Transitions Signature GEN 8: Progressive F—Plastic FA High-index Plastic 1.66/1.67 FH Photochromic-Plastic PR
	Polycarbonate: Progressive F—Plastic FA Polycarbonate FD
	Polycarbonate Transitions Signature GEN 8: Progressive F—Plastic FA Polycarbonate FD Photochromic-Plastic PR

	Polycarbonate w/Total Blue AR: Progressive F—Plastic FA Polycarbonate FD Anti-Reflective Coating D QV
	Polycarbonate Polarized: Progressive F—Plastic FA Polycarbonate FD Polarized FP
	Trivex Transitions Signature GEN 8: Progressive F—Plastic FA High-index Plastic 1.53-1.60/Trivex FB Photochromic-Plastic PR
Kodak Precise Short (Signet Armorlite)	1.50 Plastic: Progressive J—Plastic JA
	1.50 Plastic PhotoView: Progressive J—Plastic JA Photochromic-Plastic PR
	1.50 Plastic Transitions Signature GEN 8: Progressive J—Plastic JA Photochromic-Plastic PR
	1.67 High-index Plastic: Progressive J—Plastic JA High-index Plastic 1.66/1.67 JH
	Polycarbonate: Progressive J—Plastic JA Polycarbonate JD
	Polycarbonate PhotoView: Progressive J—Plastic JA Polycarbonate JD Photochromic-Plastic PR
	Polycarbonate Transitions Signature GEN 8: Progressive J—Plastic JA Polycarbonate JD Photochromic-Plastic PR
Kodak Precise PB/Short PB (Signet Armorlite)	1.50 Plastic: Progressive J—Plastic JA
	1.50 Plastic PhotoView: Progressive J—Plastic JA Photochromic-Plastic PR
	1.50 Plastic Transitions Signature GEN 8 / XTRActive: Progressive J—Plastic JA Photochromic-Plastic PR
	1.50 Plastic Polarized: Progressive J—Plastic JA Polarized JP

1.56 Mid Index Plastic:	Progressive J—Plastic	JA
	High-index Plastic 1.53-1.60/Trivex	JB
1.56 Mid Index Plastic w/Total Blue AR:	Progressive J—Plastic	JA
	High-index Plastic 1.53-1.60/Trivex	JB
	Anti-Reflective Coating D	QV
1.67 High-index Plastic:	Progressive J—Plastic	JA
	High-index Plastic 1.66/1.67	JH
1.67 High-index Plastic w/Total Blue AR:	Progressive J—Plastic	JA
	High-index Plastic 1.66/1.67	JH
	Anti-Reflective Coating D	QV
1.67 High-index Transitions Signature GEN 8 / XTRActive:	Progressive J—Plastic	JA
	High-index Plastic 1.66/1.67	JH
	Photochromic-Plastic	PR
1.67 High-index Plastic Polarized w/Total Blue AR:	Progressive J—Plastic	JA
	High-index Plastic 1.66/1.67	JH
	Polarized	JP
	Anti-Reflective Coating D	QV
1.74 High-index Plastic w/Total Blue AR:	Progressive J—Plastic	JA
	High-index Plastic 1.70 & Above	JJ
	Anti-Reflective Coating D	QV
1.74 High-index Plastic Polarized w/Total Blue AR:	Progressive J—Plastic	JA
	High-index Plastic 1.70 & Above	JJ
	Polarized	JP
	Anti-Reflective Coating D	QV
Polycarbonate:	Progressive J—Plastic	JA
	Polycarbonate	JD
Polycarbonate PhotoView:	Progressive J—Plastic	JA
	Polycarbonate	JD
	Photochromic-Plastic	PR
Polycarbonate Transitions Signature GEN 8 / XTRActive:	Progressive J—Plastic	JA
	Polycarbonate	JD
	Photochromic-Plastic	PR

	Polycarbonate w/Total Blue AR: Progressive J—Plastic JA Polycarbonate JD Anti-Reflective Coating D QV
	Polycarbonate Polarized: Progressive J—Plastic JA Polycarbonate JD Polarized JP
	Polycarbonate Polarized w/Total Blue AR: Progressive J—Plastic JA Polycarbonate JD Polarized JP Anti-Reflective Coating D QV
	Polycarbonate Transitions XTRActive Polarized: Progressive J—Plastic JA Polycarbonate JD Polarized JP Photochromic – Plastic PR
	Trivex: Progressive J—Plastic JA High-index Plastic 1.53-1.60/Trivex JB
	Trivex Transitions Signature GEN 8 / XTRActive: Progressive J—Plastic JA High-index Plastic 1.53-1.60/Trivex JB Photochromic-Plastic PR
Kodak Total Blue AR (Signet Armorlite)	Anti-Reflective Coating D QV
Kodak Unique (Signet Armorlite)	1.50 Plastic: Progressive O—Plastic OA
	1.50 Plastic PhotoView: Progressive O—Plastic OA Photochromic-Plastic PR
	1.50 Plastic Polarized: Progressive O—Plastic OA Polarized OP
	1.50 Plastic Polarized w/Total Blue AR: Progressive O—Plastic OA Polarized OP Anti-Reflective Coating D QV
	1.50 Plastic Transitions Signature GEN 8 / XTRActive: Progressive O—Plastic OA Photochromic-Plastic PR
	1.50 Plastic Transitions DriveWear: Progressive O—Plastic OA Polarized OP Photochromic-Plastic PR

1.56 Mid-Index Plastic:	
Progressive O—Plastic	OA
High-index Plastic 1.53-1.60/Trivex	OB
1.56 Mid Index Plastic w/Total Blue AR:	
Progressive O—Plastic	OA
High-index Plastic 1.53-1.60/Trivex	OB
Anti-Reflective Coating D	QV
1.60 High-index Plastic:	
Progressive O—Plastic	OA
High-index Plastic 1.53-1.60/Trivex	OB
1.60 High-index Plastic Transitions Signature GEN 8:	
Progressive O—Plastic	OA
High-index Plastic 1.53-1.60/Trivex	OB
Photochromic-Plastic	PR
1.60 High-index Plastic Polarized:	
Progressive O—Plastic	OA
High-index Plastic 1.53-1.60/Trivex	OB
Polarized	OP
1.67 High-index Plastic:	
Progressive O—Plastic	OA
High-index Plastic 1.66/1.67	OH
1.67 High-index Plastic w/Total Blue AR:	
Progressive O—Plastic	OA
High-index Plastic 1.66/1.67	OH
Anti-Reflective Coating D	QV
1.67 High-index Plastic Polarized:	
Progressive O—Plastic	OA
High-index Plastic 1.66/1.67	OH
Polarized	OP
1.67 High-index Plastic Polarized w/Total Blue AR:	
Progressive O—Plastic	OA
High-index Plastic 1.66/1.67	OH
Polarized	OP
Anti-Reflective Coating D	QV
1.67 High-index Plastic Transitions Signature GEN 8 / XTRActive:	
Progressive O—Plastic	OA
High-index Plastic 1.66/1.67	OH
Photochromic-Plastic	PR
1.74 High-index Plastic:	
Progressive O—Plastic	OA
High-index Plastic 1.70 & Above	OJ
1.74 High-index Plastic w/Total Blue AR:	
Progressive O—Plastic	OA
High-index Plastic 1.70 & Above	OJ
Anti-Reflective Coating D	QV

	1.74 High-index Plastic Polarized w/Total Blue AR:	
	Progressive O—Plastic	OA
	High-index Plastic 1.70 & Above Polarized	OJ OP
	Anti-Reflective Coating D	QV
	1.74 High-index Plastic Transitions Signature Gen 8:	
	Progressive O—Plastic	OA
	High-index Plastic 1.70 & Above	OJ
	Photochromic-Plastic	PR
	Polycarbonate:	
	Progressive O—Plastic	OA
	Polycarbonate	OD
	Polycarbonate w/Total Blue AR:	
	Progressive O—Plastic	OA
	Polycarbonate	OD
	Anti-Reflective Coating D	QV
	Polycarbonate PhotoView:	
	Progressive O—Plastic	OA
	Polycarbonate	OD
	Photochromic-Plastic	PR
	Polycarbonate Transitions Signature GEN 8 / XTRActive:	
	Progressive O—Plastic	OA
	Polycarbonate	OD
	Photochromic-Plastic	PR
	Polycarbonate Polarized:	
	Progressive O—Plastic	OA
	Polycarbonate	OD
	Polarized	OP
	Polycarbonate Polarized w/Total Blue AR:	
	Progressive O—Plastic	OA
	Polycarbonate	OD
	Polarized	OP
	Anti-Reflective Coating D	QV
	Polycarbonate Transitions XTRActive Polarized:	
	Progressive O—Plastic	OA
	Polycarbonate	OD
	Polarized	OP
	Photochromic – Plastic	PR
	Trivex:	
	Progressive O—Plastic	OA
	High-index Plastic 1.53-1.60/Trivex	OB

	Trivex Transitions Signature GEN 8 / XTRActive: Progressive O—Plastic OA High-index Plastic 1.53-1.60/Trivex OB Photochromic-Plastic PR	
	Trivex Polarized: Progressive O—Plastic OA High-index Plastic 1.53-1.60/Trivex OB Polarized OP	
Kodak Unique HD (Signet Armorlite)	1.50 Plastic: Progressive O—Plastic OA	CM
	1.50 Plastic Polarized w/Total Blue AR: Progressive O—Plastic OA Polarized OP Anti-Reflective Coating D QV	CM
	1.50 Plastic PhotoView: Progressive O—Plastic OA Photochromic-Plastic PR	CM
	1.50 Plastic Transitions Signature GEN 8/ XTRActive: Progressive O—Plastic OA Photochromic-Plastic PR	CM
	1.50 Plastic Transitions DriveWear: Progressive O—Plastic OA Polarized OP Photochromic-Plastic PR	CM
	1.50 Plastic Polarized: Progressive O—Plastic OA Polarized OP	CM
	1.56 Mid Index Plastic: Progressive O-Plastic OA High-index Plastic 1.53-1.60/Trivex OB	CM
	1.56 Mid Index Plastic w/Total Blue AR: Progressive O-Plastic OA High-index Plastic 1.53-1.60/Trivex OB Anti-Reflective Coating D QV	CM
	1.60 High-index Plastic: Progressive O—Plastic OA High-index Plastic 1.53-1.60/Trivex OB	CM
	1.60 High-index Plastic Transitions Signature GEN 8: Progressive O—Plastic OA High-index Plastic 1.53-1.60/Trivex OB Photochromic-Plastic PR	CM
	1.60 High-index Plastic Polarized: Progressive O—Plastic OA High-index Plastic 1.53-1.60/Trivex OB Polarized OP	CM

	1.67 High-index Plastic:		CM
	Progressive O—Plastic	OA	
	High-index Plastic 1.66/1.67	OH	
	1.67 High-index Plastic w/Total Blue AR:		CM
	Progressive O—Plastic	OA	
	High-index Plastic 1.66/1.67	OH	
	Anti-Reflective Coating D	QV	
	1.67 High-index Plastic Transitions Signature GEN 8 / XTRActive:		CM
	Progressive O—Plastic	OA	
	High-index Plastic 1.66/1.67	OH	
	Photochromic-Plastic	PR	
	1.67 High-index Plastic Polarized:		CM
	Progressive O—Plastic	OA	
	High-index Plastic 1.66/1.67	OH	
	Polarized	OP	
	1.67 High-index Plastic Polarized w/Total Blue AR:		CM
	Progressive O—Plastic	OA	
	High-index Plastic 1.66/1.67	OH	
	Polarized	OP	
	Anti-Reflective Coating D	QV	
	1.74 High-index Plastic:		CM
	Progressive O—Plastic	OA	
	High-index Plastic 1.70 & Above	OJ	
	1.74 High-index Plastic w/Total Blue AR:		CM
	Progressive O—Plastic	OA	
	High-index Plastic 1.70 & Above	OJ	
	Anti-Reflective Coating D	QV	
	1.74 High-index Plastic Transitions Signature GEN 8:		CM
	Progressive O—Plastic	OA	
	High-index Plastic 1.70 & Above	OJ	
	Photochromic-Plastic	PR	
	1.74 High-index Plastic Polarized w/Total Blue AR:		CM
	Progressive O—Plastic	OA	
	High-index Plastic 1.70 & Above	OJ	
	Polarized	OP	
	Anti-Reflective Coating D	QV	
	Polycarbonate:		CM
	Progressive O—Plastic	OA	
	Polycarbonate	OD	
	Polycarbonate PhotoView:		CM
	Progressive O—Plastic	OA	
	Polycarbonate	OD	
	Photochromic-Plastic	PR	

	Polycarbonate Transitions Signature GEN 8 / XTRActive: Progressive O—Plastic Polycarbonate Photochromic-Plastic	OA OD PR	CM
	Polycarbonate w/Total Blue AR: Progressive O—Plastic Polycarbonate Anti-Reflective Coating D	OA OD QV	CM
	Polycarbonate Polarized: Progressive O—Plastic Polycarbonate Polarized	OA OD OP	CM
	Polycarbonate Polarized w/Total Blue AR: Progressive O—Plastic Polycarbonate Polarized Anti-Reflective Coating D	OA OD OP QV	CM
	Polycarbonate Transitions XTRActive Polarized: Progressive O—Plastic Polycarbonate Polarized Photochromic – Plastic	OA OD OP PR	
	Trivex: Progressive O—Plastic High-index Plastic 1.53-1.60/Trivex	OA OB	CM
	Trivex Transitions Signature GEN 8 / XTRActive: Progressive O—Plastic High-index Plastic 1.53-1.60/Trivex Photochromic-Plastic	OA OB PR	CM
	Trivex Polarized: Progressive O—Plastic High-index Plastic 1.53-1.60/Trivex Polarized	OA OB OP	CM
Kodak Unique DRO (Signet Armorlite)	1.50 Plastic: Progressive O—Plastic	OA	
	1.50 Plastic Transitions Signature GEN 8 / XTRActive: Progressive O—Plastic Photochromic-Plastic	OA PR	
	1.50 Plastic Transitions DriveWear: Progressive O—Plastic Polarized Photochromic-Plastic	OA OP PR	
	1.50 Plastic PhotoView: Progressive O—Plastic Photochromic-Plastic	OA PR	

1.50 Plastic Polarized:	
Progressive O—Plastic	OA
Polarized	OP
1.56 Mid Index Plastic:	
Progressive O-Plastic	OA
High-index Plastic 1.53-1.60/Trivex	OB
1.60 High-index Plastic:	
Progressive O—Plastic	OA
High-index Plastic 1.53-1.60/Trivex	OB
1.60 High-index Plastic Transitions	
Signature GEN 8:	
Progressive O—Plastic	OA
High-index Plastic 1.53-1.60/Trivex	OB
Photochromic-Plastic	PR
1.60 High-index Plastic Polarized:	
Progressive O—Plastic	OA
High-index Plastic 1.53-1.60/Trivex	OB
Polarized	OP
1.67 High-index Plastic:	
Progressive O—Plastic	OA
High-index Plastic 1.66/1.67	OH
1.67 High-index Plastic Transitions	
Signature GEN 8 / XTRActive:	
Progressive O—Plastic	OA
High-index Plastic 1.66/1.67	OH
Photochromic-Plastic	PR
1.67 High-index Plastic Polarized:	
Progressive O—Plastic	OA
High-index Plastic 1.66/1.67	OH
Polarized	OP
1.74 High-index Plastic:	
Progressive O—Plastic	OA
High-index Plastic 1.70 & Above	OJ
1.74 High-index Plastic Transitions	
Signature GEN 8:	
Progressive O—Plastic	OA
High-index Plastic 1.70 & Above	OJ
Photochromic-Plastic	PR
1.74 High-index Plastic Polarized:	
Progressive O—Plastic	OA
High-index Plastic 1.70 & Above	OJ
Polarized	OP
Polycarbonate:	
Progressive O—Plastic	OA
Polycarbonate	OD

	Polycarbonate Transitions Signature GEN 8 / XTRActive:	
	Progressive O—Plastic	OA
	Polycarbonate	OD
	Photochromic-Plastic	PR
	Polycarbonate PhotoView:	
	Progressive O—Plastic	OA
	Polycarbonate	OD
	Photochromic-Plastic	PR
	Polycarbonate Polarized w/Total Blue AR:	
	Progressive O—Plastic	OA
Polycarbonate	OD	
Anti-Reflective Coating D	QV	
Polycarbonate Polarized:		
Progressive O—Plastic	OA	
Polycarbonate	OD	
Polarized	OP	
Trivex:		
Progressive O—Plastic	OA	
High-index Plastic 1.53-1.60/Trivex	OB	
Trivex Transitions Signature GEN 8 / XTRActive:		
Progressive O—Plastic	OA	
High-index Plastic 1.53-1.60/Trivex	OB	
Photochromic-Plastic	PR	
Trivex Polarized:		
Progressive O—Plastic	OA	
High-index Plastic 1.53-1.60/Trivex	OB	
Polarized	OP	
Kodak Unique DRO HD (Signet Armorlite)	1.50 Plastic:	
	Progressive N—Plastic	NA
	1.50 Plastic Transitions Signature GEN 8 / XTRActive:	
	Progressive N—Plastic	NA
	Photochromic-Plastic	PR
	1.50 Plastic Transitions DriveWear:	
	Progressive N—Plastic	NA
Polarized	NP	
Photochromic-Plastic	PR	
1.50 Plastic PhotoView:		
Progressive N—Plastic	NA	
Photochromic-Plastic	PR	
1.50 Plastic Polarized:		
Progressive N—Plastic	NA	
Polarized	NP	
1.56 Mid Index Plastic:		
Progressive N-Plastic	NA	
High-index Plastic 1.53-1.60/Trivex	NB	

1.60 High-index Plastic:	Progressive N—Plastic	NA
	High-index Plastic 1.53-1.60/Trivex	NB
1.60 High-index Plastic Transitions Signature GEN 8:	Progressive N—Plastic	NA
	High-index Plastic 1.53-1.60/Trivex	NB
	Photochromic-Plastic	PR
1.60 High-index Plastic Polarized:	Progressive N—Plastic	NA
	High-index Plastic 1.53-1.60/Trivex	NB
	Polarized	NP
1.67 High-index Plastic:	Progressive N—Plastic	NA
	High-index Plastic 1.66/1.67	NH
1.67 High-index Plastic Transitions Signature GEN 8/ XTRActive:	Progressive N—Plastic	NA
	High-index Plastic 1.66/1.67	NH
	Photochromic-Plastic	PR
1.67 High-index Plastic Polarized:	Progressive N—Plastic	NA
	High-index Plastic 1.66/1.67	NH
	Polarized	NP
1.74 High-index Plastic:	Progressive N—Plastic	NA
	High-index Plastic 1.70 & Above	NJ
1.74 High-index Plastic Transitions Signature GEN 8:	Progressive N—Plastic	NA
	High-index Plastic 1.70 & Above	NJ
	Photochromic-Plastic	PR
1.74 High-index Plastic Polarized:	Progressive N—Plastic	NA
	High-index Plastic 1.70 & Above	NJ
	Polarized	NP
Polycarbonate:	Progressive N—Plastic	NA
	Polycarbonate	ND
Polycarbonate w/Total Blue AR:	Progressive N—Plastic	NA
	Polycarbonate	ND
	Anti-Reflective Coating D	QV
Polycarbonate Transitions Signature GEN 8 / XTRActive:	Progressive N—Plastic	NA
	Polycarbonate	ND
	Photochromic-Plastic	PR

	Polycarbonate PhotoView: Progressive N—Plastic Polycarbonate Photochromic-Plastic	NA ND PR	
	Polycarbonate Polarized: Progressive N—Plastic Polycarbonate Polarized	NA ND NP	
	Polycarbonate Transitions XTRActive Polarized: Progressive N—Plastic Polycarbonate Polarized Photochromic – Plastic	NA ND NP PR	
	Trivex: Progressive N—Plastic High-index Plastic 1.53-1.60/Trivex	NA NB	
	Trivex Transitions Signature / XTRActive: Progressive N—Plastic High-index Plastic 1.53-1.60/Trivex Photochromic-Plastic	NA NB PR	
	Trivex Polarized: Progressive N—Plastic High-index Plastic 1.53-1.60/Trivex Polarized	NA NB NP	
Komodo (Optical Resources)	Anti-Reflective Coating A	QM	LC
Komodo Armor (Optical Resources)	Scratch Resistant Coating A	QQ	LC
Komodo Extreme (Optical Resources)	Anti-Reflective Coating C	QT	LC
Komodo VES (Optical Resources)	Anti-Reflective Coating B	QN	LC
L			
LTO Stainless Steel (Lens Tech Optical)	Anti-Reflective Coating C	QT	LC
LifeRx (Vision Ease)	1.50 SV Aspheric Plastic: Aspheric Plastic 1.50 Photochromic-Plastic	AA PR	LC
	SV/FT28/FT35/D35/7x28: Polycarbonate Photochromic-Plastic	AD PR	LC
M			
Magnum (CSC Laboratory)	Anti-Reflective Coating B	QN	LC
Magnum Strada (CSC Laboratory)	Anti-Reflective Coating C	QT	LC

Maui Jim Ophthalmic Single Vision w/ Maui Jim AR (Maui Jim)	Digital 1.60 High-index Plastic:	
	Digital Aspheric - Plastic	BA
	High-index Plastic 1.53-1.60/Trivex	BB
	Anti-Reflective Coating D	QV
	UV Protection - Backside	BV
Digital 1.67 High-index Plastic:	Digital Aspheric - Plastic	BA
	High-index Plastic 1.66/1.67	BH
	Anti-Reflective Coating D	QV
	UV Protection - Backside	BV
	Digital 1.67 High-index Plastic High Contrast:	
Digital Aspheric - Plastic	BA	
High-index Plastic 1.66/1.67	BH	
Plastic Dyes – Solid Color (Except Pink I & Pink II)	MN	
Anti-Reflective Coating D	QV	
UV Protection - Backside	BV	
Digital Polycarbonate:	Digital Aspheric – Plastic	BA
	Digital Aspheric - Polycarbonate	BD
	Anti-Reflective Coating D	QV
	UV Protection - Backside	BV
	Digital Trivex:	
Digital Aspheric - Plastic	BA	
High-index Plastic 1.53-1.60/Trivex	BB	
Anti-Reflective Coating D	QV	
UV Protection - Backside	BV	
Maui Jim Ophthalmic Progressive w/ Maui Jim AR (Maui Jim)	1.60 High-index Plastic:	
	Progressive N—Plastic	NA
	High-index Plastic 1.53-1.60/Trivex	NB
	Anti-Reflective Coating D	QV
	UV Protection - Backside	BV
	1.67 High-index Plastic:	
	Progressive N—Plastic	NA
	High-index Plastic 1.66/1.67	NH
	Anti-Reflective Coating D	QV
	UV Protection - Backside	BV
	1.67 High-index Plastic High Contrast:	
	Progressive N—Plastic	NA
	High-index Plastic 1.66/1.67	NH
	Plastic Dyes – Solid Color (Except Pink I & Pink II)	MN
	Anti-Reflective Coating D	QV
	UV Protection - Backside	BV
Polycarbonate:		
Progressive N—Plastic	NA	
Polycarbonate	ND	
Anti-Reflective Coating D	QV	
UV Protection - Backside	BV	

	Trivex: Progressive N—Plastic NA High-index Plastic 1.53-1.60/Trivex NB Anti-Reflective Coating D QV UV Protection - Backside BV
Maui Jim Office w/ Maui Jim AR (Maui Jim)	1.60 High-index Plastic: Near Variable Focus - Plastic IA NVF - High-index Plastic 1.53-1.60/Trivex IB Anti-Reflective Coating D QV UV Protection - Backside BV
	1.67 High-index Plastic: Near Variable Focus - Plastic IA NVF - High-index Plastic 1.66/1.67 II Anti-Reflective Coating D QV UV Protection - Backside BV
	Digital 1.67 High-index Plastic High Contrast: Near Variable Focus - Plastic IA NVF - High-index Plastic 1.66/1.67 II Plastic Dyes – Solid Color (Except Pink I & Pink II) MN Anti-Reflective Coating D QV UV Protection - Backside BV
	Polycarbonate: Near Variable Focus - Plastic IA NVF - Polycarbonate ID Anti-Reflective Coating D QV UV Protection - Backside BV
	Trivex: Near Variable Focus - Plastic IA NVF - High-index Plastic 1.53-1.60/Trivex IB Anti-Reflective Coating D QV UV Protection - Backside BV
	Digital 1.60 High-index Plastic Polarized with Ski Type Mirror: Digital Aspheric Lenses - Plastic BA Polarized - Plastic DA High-index Plastic 1.53-1.60/Trivex DB Anti-Reflective Coating D QV UV Protection – Backside BV Ski Type Mirror QR
Maui Jim Single Vision w/Maui Jim AR (Maui Jim)	

	<p>Digital 1.60 High-index Plastic Polarized with Solid & Single Gradient Mirror:</p> <p>Digital Aspheric Lenses - Plastic BA Polarized - Plastic DA High-index Plastic 1.53-1.60/Trivex DB Anti-Reflective Coating D QV UV Protection – Backside BV</p> <p>Mirror – Solid & Single Gradient QP</p>
	<p>Digital Polycarbonate Polarized with Ski Type Mirror:</p> <p>Digital Aspheric Lenses - Plastic BA Polarized – Plastic DA Polarized Polycarbonate DD Anti-Reflective Coating D QV UV Protection – Backside BV</p> <p>Ski Type Mirror QR</p>
	<p>Digital Trivex Polarized with Solid & Single Gradient Mirror:</p> <p>Digital Aspheric Lenses - Plastic BA Polarized - Plastic DA High-index Plastic 1.53-1.60/Trivex DB Anti-Reflective Coating D QV UV Protection – Backside BV</p> <p>Mirror – Solid & Single Gradient QP</p>
	<p>Digital Trivex Polarized with Ski Type Mirror:</p> <p>Digital Aspheric Lenses - Plastic BA Polarized - Plastic DA High-index Plastic 1.53-1.60/Trivex DB Anti-Reflective Coating D QV UV Protection – Backside BV</p> <p>Ski Type Mirror QR</p>
<p>Maui Jim Passport 2.0 Progressive w/ Maui Jim AR (Maui Jim)</p>	<p>1.60 High-index Plastic Polarized with Ski Type Mirror:</p> <p>Progressive N—Plastic NA High-index Plastic 1.53-1.60/Trivex NB Polarized NP Anti-Reflective Coating D QV UV Protection – Backside BV</p> <p>Ski Type Mirror QR</p>

	1.60 High-index Plastic Polarized with Solid & Single Gradient Mirror: Progressive N—Plastic NA High-index Plastic 1.53-1.60/Trivex NB Polarized NP Anti-Reflective Coating D QV UV Protection – Backside BV Mirror – Solid & Single Gradient QP		
	Polycarbonate Polarized with Ski Type Mirror: Progressive N—Plastic NA Polycarbonate ND Polarized NP Anti-Reflective Coating D QV UV Protection – Backside BV Ski Type Mirror QR		
	Trivex Polarized with Solid & Single Gradient Mirror: Progressive N—Plastic NA High-index Plastic 1.53-1.60/Trivex NB Polarized NP Anti-Reflective Coating D QV UV Protection – Backside BV Mirror – Solid & Single Gradient QP		
	Trivex Polarized with Ski Type Mirror: Progressive N—Plastic NA High-index Plastic 1.53-1.60/Trivex NB Polarized NP Anti-Reflective Coating D QV UV Protection – Backside BV Ski Type Mirror QR		
Melanin Polarized Sunlens (Specialty Lens Corp.)	1.50 Plastic Polarized (SV, FT28, FT35): Polarized - Plastic DA		LC
	1.56 Mid Index Plastic Polarized (SV, FT28, 7x28): Polarized - Plastic DA High-index Plastic 1.53-1.60/Trivex DB		LC
Mira-Pol Glass Polarized (KB Co.)	Polarized/Laminated Lenses—Glass Ski Type Coating	DE QR	LC
Mirage 2000 Coating (The Omega Group)	Anti-Reflective Coating A Note: Charge for High Luster Edge Polish, if applicable.	QM	LC
N			
Natural (Essilor)	1.50 Plastic: Progressive K—Plastic	KA	

	1.50 Plastic Transitions Signature GEN 8: Progressive K—Plastic KA Photochromic-Plastic PR	
	1.60 High-index Clear Glass: Progressive K—Glass/High-index Glass KE	
	1.60 High-index Glass Photochromic: Progressive K—Glass/High-index Glass KE Photochromic—Glass PM	
	1.60 High-index Plastic: Progressive K—Plastic KA High-index Plastic 1.53-1.60/Trivex KB	
	Polycarbonate: Progressive K—Plastic KA Polycarbonate KD	
	Polycarbonate Transitions Signature GEN 8: Progressive K—Plastic KA Polycarbonate KD Photochromic-Plastic PR	
Natural AR (Quantum Innovations)	Anti-Reflective Coating D	QV LC
Natural Digital (Essilor)	1.50 Plastic: Progressive K—Plastic KA	
	1.50 Plastic Polarized: Progressive K—Plastic KA Polarized KP	
	1.50 Plastic Transitions Signature GEN 8 / XTRActive: Progressive K—Plastic KA Photochromic-Plastic PR	
	1.60 High-index Plastic: Progressive K—Plastic KA High-index Plastic 1.53-1.60/Trivex KB	
	1.60 High-index Plastic Transitions Signature GEN 8: Progressive K—Plastic KA High-index Plastic 1.53-1.60/Trivex KB Photochromic-Plastic PR	
	1.67 High-index Plastic: Progressive K—Plastic KA High-index Plastic 1.67 KH	
	1.67 High-index Plastic Polarized: Progressive K—Plastic KA High-index Plastic 1.67 KH Polarized KP	

	1.67 High-index Plastic Transitions Signature GEN 8 / XTRActive: Progressive K—Plastic High-index Plastic 1.67 Photochromic-Plastic	KA KH PR	
	Polycarbonate: Progressive K—Plastic Polycarbonate	KA KD	
	Polycarbonate Polarized: Progressive K—Plastic Polycarbonate Polarized	KA KD KP	
	Polycarbonate Transitions Signature GEN 8 / XTRActive: Progressive K—Plastic Polycarbonate Photochromic-Plastic	KA KD PR	
	Trivex: Progressive K—Plastic High-index Plastic 1.53-1.60/Trivex	KA KB	
	Trivex Transitions Signature GEN 8 / XTRActive: Progressive K—Plastic High-index Plastic 1.53-1.60/Trivex Photochromic-Plastic	KA KB PR	
Navigator (Signet Armorlite)	1.50 Plastic: Progressive K—Plastic	KA	
	1.50 Plastic PhotoView: Progressive K—Plastic Photochromic-Plastic	KA PR	
	Plastic Polarized: Progressive K—Plastic Polarized	KA KP	
Navigator Short Corridor (Signet Armorlite)	1.50 Plastic: Progressive K—Plastic	KA	
	1.50 Plastic PhotoView: Progressive K—Plastic Photochromic-Plastic	KA PR	
Nikon ECC (Nikon)	Anti-Reflective Coating C	QT	LC
Nikon HCC (Nikon)	Anti-Reflective Coating B	QN	LC
Nikon Presio i Digital 10/12/14 (Nikon)	1.50 Plastic: Progressive F—Plastic	FA	
	1.50 Plastic Transitions Signature GEN 8: Progressive F—Plastic Photochromic-Plastic	FA PR	

	1.50 Plastic Transitions XTRActive		
	Polarized:		
	Progressive F—Plastic	FA	
	Polarized	FP	
	Photochromic-Plastic	PR	
	1.60 High-index Plastic:		
	Progressive F—Plastic	FA	
	High-index Plastic 1.53-1.60/Trivex	FB	
	1.60 High-index Plastic Polarized:		
	Progressive F—Plastic	FA	
	High-index Plastic 1.53-1.60/Trivex	FB	
	Polarized	FP	
	1.60 High-index Plastic Transitions		
	Signature GEN 8:		
	Progressive F—Plastic	FA	
	High-index Plastic 1.53-1.60/Trivex	FB	
	Photochromic-Plastic	PR	
	1.67 High-index Plastic:		
	Progressive F—Plastic	FA	
	High-index Plastic 1.66/1.67	FH	
	1.67 High-index Plastic Transitions		
	Signature GEN 8:		
	Progressive F—Plastic	FA	
	High-index Plastic 1.66/1.67	FH	
	Photochromic-Plastic	PR	
	Polycarbonate:		
	Progressive F—Plastic	FA	
	Polycarbonate	FD	
	Polycarbonate Polarized:		
	Progressive F—Plastic	FA	
	Polycarbonate	FD	
	Polarized	FP	
	Polycarbonate Transitions Signature GEN 8:		
	Progressive F—Plastic	FA	
	Polycarbonate	FD	
	Photochromic-Plastic	PR	
	Trivex Transitions Signature GEN 8:		
	Progressive F—Plastic	FA	
	High-index Plastic 1.53-1.60/Trivex	FB	
	Photochromic-Plastic	PR	
Nikon Presio Power 10/12/14 (Nikon)	1.50 Plastic:		CM
	Progressive O—Plastic	OA	
	1.50 Plastic Polarized:		CM
	Progressive O—Plastic	OA	
	Polarized	OP	
	1.50 Plastic Transitions Signature GEN 8:		CM
	Progressive O—Plastic	OA	
	Photochromic-Plastic	PR	

	1.60 High-index Plastic:		CM
	Progressive O—Plastic	OA	
	High-index Plastic 1.53-1.60/Trivex	OB	
	1.60 High-index Plastic Polarized:		CM
	Progressive O—Plastic	OA	
	High-index Plastic 1.53-1.60/Trivex	OB	
	Polarized	OP	
	1.60 High-index Plastic Transitions Signature GEN 8:		CM
	Progressive O—Plastic	OA	
	High-index Plastic 1.53-1.60/Trivex	OB	
	Photochromic-Plastic	PR	
	1.67 High-index Plastic:		CM
	Progressive O—Plastic	OA	
	High-index Plastic 1.66/1.67	OH	
	1.67 High-index Plastic Transitions Signature GEN 8:		CM
	Progressive O—Plastic	OA	
	High-index Plastic 1.66/1.67	OH	
	Photochromic-Plastic	PR	
	1.74 High-index Plastic:		CM
	Progressive O—Plastic	OA	
	High-index Plastic 1.70 & Above	OJ	
	1.74 High-index Plastic Transitions Signature GEN 8:		CM
	Progressive O—Plastic	OA	
	High-index Plastic 1.70 & Above	OJ	
	Photochromic-Plastic	PR	
	Polycarbonate:		CM
	Progressive O—Plastic	OA	
	Polycarbonate	OD	
	Polycarbonate Polarized:		CM
	Progressive O—Plastic	OA	
	Polycarbonate	OD	
	Polarized	OP	
	Polycarbonate Transitions Signature GEN 8:		CM
	Progressive O—Plastic	OA	
	Polycarbonate	OD	
	Photochromic-Plastic	PR	
	Trivex:		CM
	Progressive O—Plastic	OA	
	High-index Plastic 1.53-1.60/Trivex	OB	
	Trivex Transitions Signature GEN 8:		CM
	Progressive O—Plastic	OA	
	High-index Plastic 1.53-1.60/Trivex	OB	
	Photochromic-Plastic	PR	
Nikon SeeCoat Blue (Nikon)	Anti-Reflective Coating D	QV	LC

Nikon SeeCoat Plus (Nikon)	Anti-Reflective Coating D	QV	LC
Nupolar Infinite Lenses (Younger)	SV Polycarbonate Polycarbonate Photochromic-Plastic	AD PR	LC
Nupolar Polarized Lenses (Younger)	SV, FT28, FT35, 7x28 Polarized Plastic: Polarized - Plastic	DA	LC
	Polarized Polycarbonate: Polarized - Plastic Polarized Polycarbonate	DA DD	LC
o			
OC2 (Central Optical)	Anti-Reflective Coating C	QT	LC
OC2+ (Central Optical)	Anti-Reflective Coating D	QV	LC
Opticlear Coating (North American Coating Co.)	Anti-Reflective Coating A	QM	LC
Ovation (Essilor)	1.50 Plastic: Progressive K—Plastic	KA	
	1.50 Plastic Transitions Signature GEN 8: Progressive K—Plastic Photochromic-Plastic	KA PR	
	1.67 High-index Plastic Progressive K—Plastic High-index Plastic 1.66/1.67	KA KH	
	1.67 Plastic Transitions Signature GEN 8: Progressive K—Plastic High-index Plastic 1.66/1.67 Photochromic-Plastic	KA KH PR	
	Polycarbonate: Progressive K—Plastic Polycarbonate	KA KD	
	Polycarbonate Transitions Signature GEN 8: Progressive K—Plastic Polycarbonate Photochromic-Plastic	KA KD PR	
	Polycarbonate Polarized: Progressive K—Plastic Polycarbonate Polarized	KA KD KP	
	Ovation Digital (Essilor)	1.50 Plastic: Progressive K—Plastic	KA
	1.50 Plastic Polarized: Progressive K—Plastic Polarized	KA KP	

	1.50 Plastic Transitions Signature GEN 8 / XTRActive: Progressive K—Plastic KA Photochromic-Plastic PR
	1.60 Plastic: Progressive K—Plastic KA High-index Plastic 1.53-1.60/Trivex KB
	1.60 Plastic Transitions Signature GEN 8: Progressive K—Plastic KA High-index Plastic 1.53-1.60/Trivex KB Photochromic-Plastic PR
	1.67 Plastic: Progressive K—Plastic KA High-index Plastic 1.66/1.67 KH
	1.67 Plastic Polarized: Progressive K—Plastic KA High-index Plastic 1.66/1.67 KH Polarized KP
	1.67 Plastic Transitions Signature GEN 8/ XTRActive: Progressive K—Plastic KA High-index Plastic 1.66/1.67 KH Photochromic-Plastic PR
	1.74 High-index Plastic Transitions Signature GEN 8 w/ applicable AR: Progressive K—Plastic KA High-index Plastic 1.70 & Above KJ Photochromic-Plastic PR Anti-Reflective Coating C QT UV Protection Backside BV Crizal Alize UV
	1.74 High-index Plastic Transitions Signature GEN 8 w/ applicable AR: Progressive K—Plastic KA High-index Plastic 1.70 & Above KJ Photochromic-Plastic PR Anti-Reflective Coating D QV UV Protection Backside BV Crizal Avance UV, Crizal Previncia and Crizal Sapphire 360 UV
	Polycarbonate: Progressive K—Plastic KA Polycarbonate KD
	Polycarbonate Polarized: Progressive K—Plastic KA Polycarbonate KD Polarized KP

	Polycarbonate Transitions Signature GEN 8 / XTRActive:		
	Progressive K—Plastic	KA	
	Polycarbonate	KD	
	Photochromic-Plastic	PR	
	Trivex:		
	Progressive K—Plastic	KA	
	High-index Plastic 1.53-1.60/Trivex	KB	
	Trivex Transitions Signature GEN 8 / XTRActive:		
	Progressive K—Plastic	KA	
	High-index Plastic 1.53-1.60/Trivex	KB	
	Photochromic-Plastic	PR	
P			
Polycoat (VM Coating Laboratory)	Glass Color Coating—Solid	MS	LC
PRIO (PRIO)	UV Protection	SV	LC
	Scratch Resistant Coating	QQ	
	Plastic Dyes Solid (Pink I & II)	MM or	
	Plastic Dyes - Solid Color (Except Pink I & II)	MN	
	Charges for PRIO engraving and PRIO cases are a private transaction between the patient, doctor, and contract lab.		
ProView with UTC (In Focus)	Anti-Reflective Coating D	QV	LC
PureCoat (Carl Zeiss Vision)	Anti-Reflective Coating D	QV	
PureCoat Plus w/BlueProtect UV (Carl Zeiss Vision)	Anti-Reflective Coating D	QV	
PureSite Preference (Diversified Ophthalmics, Inc.)	Anti-Reflective Coating C	QT	LC
PureSite Preference Plus (Diversified Ophthalmics, Inc.)	Anti-Reflective Coating C	QT	LC
PureSite Preference Platinum (Diversified Ophthalmics, Inc.)	Anti-Reflective Coating D	QV	LC
R			
Razar (Central Optical Lab, Inc.)	Anti-Reflective Coating B	QN	LC
Razar XT (Central Optical Lab, Inc.)	Anti-Reflective Coating C	QT	LC
Real Eyes Coating (Great Lakes Coating Laboratory)	Anti-Reflective Coating A	QM	LC

Real Eyes SS Coating (Great Lakes Coating Laboratory)	Anti-Reflective Coating B	QN	LC
Recharge EX3 AR (Hoya)	Anti-Reflective Coating D	QV	
Reflection Free NP (Essilor)	Anti-Reflective Coating A	QM	LC
Retinal Bliss DES (Quantum Innovations)	Anti-Reflective Coating D	QV	LC
Retinal Bliss UV (Quantum Innovations)	Anti-Reflective Coating D	QV	LC
RF Endura (Essilor)	Anti-Reflective Coating B	QN	
RF Endura EZ (Essilor)	Anti-Reflective Coating C	QT	
RLX Lite (Signet Armorlite)	1.56 Mid Index Plastic: High-index Plastic 1.53-1.60/Trivex	AB	LC
	1.56 Mid Index Plastic Aspheric: High-index Plastic 1.53-1.60/Trivex	AB	LC
	1.60 High-index Plastic: High-index Plastic 1.53-1.60/Trivex	AB	LC
s			
Seiko Super Surpass ECP Coating (Seiko)	Anti-Reflective Coating C	QT	LC
Seiko Surpass ECP Coating (Seiko)	Anti-Reflective Coating B	QN	LC
Semplice (GK Optical)	Anti-Reflective Coating C	QT	LC
Sensity Photochromic (Hoya)	Sensity Photochromic Photochromic-Plastic	PR	
	Sensity Photochromic w/ Mirror* Photochromic-Plastic Ski Type Coating Or Mirror Coating	PR QR QP	
Sentinel AR (Quantum Innovations)	Anti-Reflective Coating C	QT	LC
Sentinel Plus AR (Quantum Innovations)	Anti-Reflective Coating D	QV	LC
Sentinel Plus UV AR (Quantum Innovations)	Anti-Reflective Coating D	QV	LC

Serengeti-like Coating	Lab-duplicated Serengeti: Ski Type Coating	QR	LC
Shamir Computer / Workspace (Shamir)	1.50 Plastic: Near Variable Focus - Plastic	IA	
	1.50 Plastic Polarized: Near Variable Focus - Plastic Polarized - Plastic	IA DA	
	1.50 Plastic Transitions Signature GEN 8 / XTRActive: Near Variable Focus - Plastic Photochromic	IA PR	
	1.50 Plastic SunSync / SunSync Drive XT: Near Variable Focus - Plastic Photochromic-Plastic	IA PR	
	1.50 Plastic SunSync Elite / SunSync Elite XT: Near Variable Focus - Plastic Photochromic-Plastic	IA PR	
	1.56 BluTech Indoor: Near Variable Focus - Plastic NVF-High-index Plastic 1.53-1.60/Trivex Plastic Dyes - Solid Color (Except Pink I & II)	IA IB MN	
	1.56 BluTech Outdoor: Near Variable Focus - Plastic High-index Plastic 1.53-1.60/Trivex Polarized - Plastic Plastic Dyes - Solid Color (Except Pink I & II)	IA DB DA MN	
	1.60 High-index Plastic: Near Variable Focus - Plastic NVF - High-index Plastic 1.53-1.60/Trivex	IA IB	
	1.60 High-index Plastic Transitions Signature GEN 8/ XTRActive: Near Variable Focus - Plastic NVF - High-index Plastic 1.53-1.60/Trivex Photochromic-Plastic	IA IB PR	
	1.67 High-index Plastic: Near Variable Focus - Plastic NVF - High-index Plastic 1.66.167	IA II	
	1.67 High-index Plastic Transitions Signature GEN 8: Near Variable Focus - Plastic NVF - High-index Plastic 1.66/1.67 Photochromic-Plastic	IA II PR	
	1.67 High-index Plastic SunSync Elite / SunSync Elite XT: Near Variable Focus - Plastic NVF - High-index Plastic 1.66.167 Photochromic-Plastic	IA II PR	

	Polycarbonate: Near Variable Focus - Plastic IA NVF - Polycarbonate ID
	Polycarbonate BluTech Indoor w/Lab Choice AR Category D: Near Variable Focus - Plastic IA NVF - Polycarbonate ID Plastic Dyes - Solid Color (Except Pink I & II) MN Anti-Reflective Coating D QV
	Polycarbonate BluTech Outdoor w/Lab Choice AR Category D: Near Variable Focus - Plastic IA Polarized Polycarbonate DD Polarized - Plastic DA Plastic Dyes - Solid Color (Except Pink I & II) MN Anti-Reflective Coating D QV
	Polycarbonate Transitions Signature GEN 8 /XTRActive: Near Variable Focus - Plastic IA NVF - Polycarbonate ID Photochromic-Plastic PR
	Polycarbonate SunSync / SunSync Drive XT: Near Variable Focus - Plastic IA NVF - Polycarbonate ID Photochromic-Plastic PR
	Polycarbonate SunSync Elite / SunSync Elite XT: Near Variable Focus - Plastic IA NVF - Polycarbonate ID Photochromic-Plastic PR
	Trivex: Near Variable Focus - Plastic IA NVF - High-index Plastic 1.53-1.60/Trivex IB
	Trivex Transitions Signature GEN 8/ XTRActive: Near Variable Focus - Plastic IA NVF - High-index Plastic 1.53-1.60/Trivex IB Photochromic-Plastic PR
	Trivex SunSync / SunSync Drive XT: Near Variable Focus - Plastic IA NVF - High-index Plastic 1.53-1.60/Trivex IB Photochromic-Plastic PR
Shamir FirstPAL (Shamir)	1.50 Plastic: Progressive F—Plastic FA
	1.50 Plastic Polarized: Progressive F—Plastic FA Polarized FP

1.50 Plastic Transitions Signature GEN 8 / XTRActive:	
Progressive F—Plastic	FA
Photochromic-Plastic	PR
1.50 Plastic SunSync / SunSync Drive XT:	
Progressive F—Plastic	FA
Photochromic-Plastic	PR
1.50 Plastic SunSync Elite / SunSync Elite XT:	
Progressive F—Plastic	FA
Photochromic-Plastic	PR
1.50 Plastic Transitions DriveWear / Vantage:	
Progressive F—Plastic	FA
Polarized	FP
Photochromic-Plastic	PR
1.60 High-index Plastic:	
Progressive F—Plastic	FA
High-index Plastic 1.60	FB
1.60 High-index Plastic Polarized:	
Progressive F—Plastic	FA
High-index Plastic 1.60	FB
Polarized	FP
1.60 High-index Plastic Transitions Signature GEN 8:	
Progressive F—Plastic	FA
High-index Plastic 1.60	FB
Photochromic-Plastic	PR
1.67 High-index Plastic SunSync Elite:	
Progressive F--Plastic	FA
High-index Plastic 1.66.167	FH
Photochromic-Plastic	PR
Polycarbonate:	
Progressive F—Plastic	FA
Polycarbonate	FD
Polycarbonate BluTech Indoor w/Lab Choice AR Category D:	
Progressive F—Plastic	FA
Polycarbonate	FD
Plastic Dyes - Solid Color (Except Pink I & II)	MN
Anti-Reflective Coating D	QV
Polycarbonate BluTech Outdoor w/Lab Choice AR Category D:	
Progressive F—Plastic	FA
Polycarbonate	FD
Polarized	FP
Plastic Dyes - Solid Color (Except Pink I & II)	MN
Anti-Reflective Coating D	QV

	Polycarbonate Polarized:	
	Progressive F—Plastic	FA
	Polycarbonate	FD
	Polarized	FP
	Polycarbonate Transitions Signature GEN 8 / XTRActive:	
	Progressive F—Plastic	FA
	Polycarbonate	FD
Photochromic-Plastic	PR	
Polycarbonate SunSync / SunSync Drive XT:		
Progressive F—Plastic	FA	
Polycarbonate	FD	
Photochromic-Plastic	PR	
Polycarbonate SunSync Elite / SunSync Elite XT:		
Progressive F—Plastic	FA	
Polycarbonate	FD	
Photochromic-Plastic	PR	
Polycarbonate Transitions DriveWear / Vantage:		
Progressive F—Plastic	FA	
Polycarbonate	FD	
Polarized	FP	
Photochromic-Plastic	PR	
Trivex SunSync Drive XT:		
Progressive F—Plastic	FA	
High-index Plastic 1.53-1.60/Trivex	FB	
Photochromic-Plastic	PR	
Shamir Genesis HD (Shamir)	1.50 Plastic:	
	Progressive K—Plastic	KA
	1.50 Plastic SunSync / SunSync Drive XT:	
	Progressive K—Plastic	KA
	Photochromic-Plastic	PR
	1.50 Plastic SunSync Elite:	
	Progressive K—Plastic	KA
	Photochromic-Plastic	PR
	1.50 Plastic Transitions Signature GEN 8 / XTRActive:	
	Progressive K—Plastic	KA
	Photochromic-Plastic	PR
	1.50 Plastic Transitions Vantage:	
	Progressive K—Plastic	KA
	Polarized	KP
	Photochromic-Plastic	PR
	1.50 Plastic Polarized:	
	Progressive K—Plastic	KA
	Polarized	KP

1.56 BluTech Indoor:	Progressive K—Plastic	KA
	High-index Plastic 1.53-1.60/Trivex	KB
	Plastic Dyes - Solid Color (Except Pink I & II)	MN
1.56 BluTech Outdoor:	Progressive K—Plastic	KA
	High-index Plastic 1.53-1.60/Trivex	KB
	Polarized	KP
	Plastic Dyes - Solid Color (Except Pink I & II)	MN
1.60 High-index Plastic:	Progressive K—Plastic	KA
	High-index Plastic 1.53-1.60/Trivex	KB
1.60 High-index Plastic Transitions Signature GEN 8 / XTRActive:	Progressive K—Plastic	KA
	High-index Plastic 1.53-1.60/Trivex	KB
	Photochromic-Plastic	PR
1.60 High-index Plastic Polarized:	Progressive K—Plastic	KA
	High-index Plastic 1.53-1.60/Trivex	KB
	Polarized	KP
1.67 High-index Plastic SunSync / SunSync Drive XT:	Progressive K—Plastic	KA
	High-index Plastic 1.66/1.67	KH
	Photochromic-Plastic	PR
1.67 High-index Plastic SunSync Elite / SunSync Elite XT:	Progressive K—Plastic	KA
	High-index Plastic 1.66/1.67	KH
	Photochromic-Plastic	PR
1.67 High-index Plastic Transitions Signature GEN 8 / XTRActive:	Progressive K—Plastic	KA
	High-index Plastic 1.66/1.67	KH
	Photochromic-Plastic	PR
1.67 High-index Plastic Polarized:	Progressive K—Plastic	KA
	High-index Plastic 1.66/1.67	KH
	Polarized	KP
1.74 High-index Plastic	Progressive K—Plastic	KA
	High-index Plastic 1.70 & Above	KJ
1.74 High-index Plastic Transitions Signature GEN 8:	Progressive K—Plastic	KA
	High-index Plastic 1.70 & Above	KJ
	Photochromic-Plastic	PR

Polycarbonate:		
Progressive K—Plastic		KA
Polycarbonate		KD
Polycarbonate Transitions Signature GEN 8 / XTRActive:		
Progressive K—Plastic		KA
Polycarbonate		KD
Photochromic-Plastic		PR
Polycarbonate Transitions Vantage / DriveWear:		
Progressive K—Plastic		KA
Polycarbonate		KD
Polarized		KP
Photochromic-Plastic		PR
Polycarbonate Polarized:		
Progressive K—Plastic		KA
Polycarbonate		KD
Polarized		KP
Polycarbonate SunSync / SunSync Drive XT:		
Progressive K—Plastic		KA
Polycarbonate		KD
Photochromic-Plastic		PR
Polycarbonate BluTech Indoor w/Lab Choice AR Category D:		
Progressive K—Plastic		KA
Polycarbonate		KD
Plastic Dyes - Solid Color (Except Pink I & II)		MN
Anti-Reflective Coating D		QV
Polycarbonate BluTech Outdoor w/Lab Choice AR Category D:		
Progressive K—Plastic		KA
Polycarbonate		KD
Polarized		KP
Plastic Dyes - Solid Color (Except Pink I & II)		MN
Anti-Reflective Coating D		QV
Trivex:		
Progressive K—Plastic		KA
High-index Plastic 1.53-1.60/Trivex		KB
Trivex SunSync / SunSync Drive XT:		
Progressive K—Plastic		KA
High-index Plastic 1.53-1.60/Trivex		KB
Photochromic-Plastic		PR
Trivex Transitions Signature GEN 8 / XTRActive:		
Progressive K—Plastic		KA
High-index Plastic 1.53-1.60/Trivex		KB
Photochromic-Plastic		PR

	Trivex Polarized Transitions Vantage: Progressive K—Plastic KA High-index Plastic 1.53-1.60/Trivex KB Polarized KP Photochromic-Plastic PR
	Trivex Polarized: Progressive K—Plastic KA High-index Plastic 1.53-1.60/Trivex KB Polarized KP
Shamir InTouch 15mm, 18mm (Shamir)	1.50 Plastic: Progressive O—Plastic OA
	1.50 Plastic Polarized: Progressive O—Plastic OA Polarized OP
	1.50 Plastic Transitions Signature GEN 8 / XTRActive: Progressive O—Plastic OA Photochromic-Plastic PR
	1.50 Plastic SunSync / SunSync Drive XT: Progressive O—Plastic OA Photochromic-Plastic PR
	1.50 Plastic SunSync Elite / SunSync Elite XT: Progressive O—Plastic OA Photochromic-Plastic PR
	1.50 Plastic Transitions Vantage: Progressive O—Plastic OA Polarized OP Photochromic-Plastic PR
	1.56 Mid Index Plastic: Progressive O—Plastic OA High-index Plastic 1.53-1.60/Trivex OB
	1.56 BluTech Indoor: Progressive O—Plastic OA High-index Plastic 1.53-1.60/Trivex OB Plastic Dyes - Solid Color (Except Pink I & II) MN
	1.56 BluTech Outdoor: Progressive O—Plastic OA High-index Plastic 1.53-1.60/Trivex OB Polarized OP Plastic Dyes - Solid Color (Except Pink I & II) MN
	1.60 High-index Plastic: Progressive O—Plastic OA High-index Plastic 1.53-1.60/Trivex OB
	1.60 High-index Plastic Polarized: Progressive O—Plastic OA High-index Plastic 1.53-1.60/Trivex OB Polarized OP

	1.60 High-index Plastic Transitions Signature GEN 8/ XTRActive: Progressive O—Plastic OA High-index Plastic 1.53-1.60/Trivex OB Photochromic-Plastic PR
	1.67 High-index Plastic: Progressive O—Plastic OA High-index Plastic 1.66/1.67 OH
	1.67 High-index Plastic Polarized: Progressive O—Plastic OA High-index Plastic 1.66/1.67 OH Polarized OP
	1.67 High-index Plastic Transitions Signature GEN 8 / XTRActive: Progressive O—Plastic OA High-index Plastic 1.66/1.67 OH Photochromic-Plastic PR
	1.67 High-index Plastic SunSync / SunSync Drive XT: Progressive O—Plastic OA High-index Plastic 1.66/1.67 OH Photochromic-Plastic PR
	1.67 High-index Plastic SunSync Elite / SunSync Elite XT: Progressive O—Plastic OA High-index Plastic 1.66/1.67 OH Photochromic-Plastic PR
	1.74 High-index Plastic: Progressive O—Plastic OA High-index Plastic 1.70 & Above OJ
	1.74 High-index Plastic Transitions Signature GEN 8: Progressive O—Plastic OA High-index Plastic 1.70 & Above OJ Photochromic-Plastic PR
	Polycarbonate: Progressive O—Plastic OA Polycarbonate OD
	Polycarbonate BluTech Indoor w/Lab Choice AR Category D: Progressive O—Plastic OA Polycarbonate OD Plastic Dyes - Solid Color (Except Pink I & II) MN Anti-Reflective Coating D QV

	Polycarbonate BluTech Outdoor w/Lab Choice AR Category D:	
	Progressive O—Plastic	OA
	Polycarbonate	OD
	Polarized	OP
	Plastic Dyes - Solid Color (Except Pink I & II)	MN
	Anti-Reflective Coating D	QV
	Polycarbonate Polarized:	
	Progressive O—Plastic	OA
	Polycarbonate	OD
	Polarized	OP
	Polycarbonate Transitions Signature GEN 8 / XTRActive:	
	Progressive O—Plastic	OA
	Polycarbonate	OD
	Photochromic-Plastic	PR
	Polycarbonate SunSync / SunSync Drive XT:	
	Progressive O—Plastic	OA
	Polycarbonate	OD
	Photochromic-Plastic	PR
	Polycarbonate SunSync Elite / SunSync Elite XT:	
	Progressive O—Plastic	OA
	Polycarbonate	OD
	Photochromic-Plastic	PR
	Polycarbonate Transitions Vantage:	
	Progressive O—Plastic	OA
	Polycarbonate	OD
	Polarized	OP
	Photochromic-Plastic	PR
	Trivex:	
	Progressive O—Plastic	OA
	High-index Plastic 1.53-1.60/Trivex	OB
	Trivex Polarized:	
	Progressive O—Plastic	OA
	High-index Plastic 1.53-1.60/Trivex	OB
	Polarized	OP
	Trivex Transitions Signature GEN 8 / XTRActive:	
	Progressive O—Plastic	OA
	High-index Plastic 1.53-1.60/Trivex	OB
	Photochromic-Plastic	PR
	Trivex Transitions SunSync / SunSync Drive XT:	
	Progressive O—Plastic	OA
	High-index Plastic 1.53-1.60/Trivex	OB
	Photochromic-Plastic	PR

Shamir Spectrum+ 14mm, 16mm, 18mm (Shamir)	1.50 Plastic: Progressive F—Plastic	FA
	1.50 Plastic Polarized: Progressive F—Plastic Polarized	FA FP
	1.50 Plastic Transitions Signature GEN 8/ XTRActive: Progressive F—Plastic Photochromic-Plastic	FA PR
	1.50 Plastic SunSync / SunSync Drive XT: Progressive F—Plastic Photochromic-Plastic	FA PR
	1.50 Plastic SunSync Elite / SunSync Elite XT: Progressive F—Plastic Photochromic-Plastic	FA PR
	1.50 Plastic Transitions DriveWear / Vantage: Progressive F—Plastic Polarized Photochromic-Plastic	FA FP PR
	1.56 Mid Index Plastic: Progressive F—Plastic High-index Plastic 1.53-1.60/Trivex	FA FB
	1.56 BluTech Indoor: Progressive F—Plastic High-index Plastic 1.53-1.60/Trivex Plastic Dyes - Solid Color (Except Pink I & II)	FA FB MN
	1.56 BluTech Outdoor: Progressive F—Plastic High-index Plastic 1.53-1.60/Trivex Polarized Plastic Dyes - Solid Color (Except Pink I & II)	FA FB FP MN
	1.60 High-index Plastic: Progressive F—Plastic High-index Plastic 1.53-1.60/Trivex	FA FB
	1.60 High-index Plastic Polarized: Progressive F—Plastic High-index Plastic 1.53-1.60/Trivex Polarized	FA FB FP
	1.60 High-index Plastic Transitions Signature GEN 8/ XTRActive: Progressive F—Plastic High-index Plastic 1.53-1.60/Trivex Photochromic-Plastic	FA FB PR
	1.67 High-index Plastic: Progressive F—Plastic High-index Plastic 1.66/1.67	FA FH

	1.67 High-index Plastic Polarized:	
	Progressive F—Plastic	FA
	High-index Plastic 1.66/1.67	FH
	Polarized	FP
	1.67 High-index Plastic Transitions	
	Signature GEN 8 / XTRActive:	
	Progressive F—Plastic	FA
	High-index Plastic 1.66/1.67	FH
	Photochromic-Plastic	PR
	1.67 High-index Plastic SunSync / SunSync Drive XT:	
	Progressive F—Plastic	FA
	High-index Plastic 1.66/1.67	FH
	Photochromic-Plastic	PR
	1.67 High-index Plastic SunSync Elite / SunSync Elite XT:	
	Progressive F—Plastic	FA
	High-index Plastic 1.66/1.67	FH
	Photochromic-Plastic	PR
	1.74 High-index Plastic:	
	Progressive F—Plastic	FA
	High-index Plastic 1.70 & Above	FJ
	1.74 High-index Plastic Transitions	
	Signature GEN 8:	
	Progressive F—Plastic	FA
	High-index Plastic 1.70 & Above	FJ
	Photochromic-Plastic	PR
	Polycarbonate:	
	Progressive F—Plastic	FA
	Polycarbonate	FD
	Polycarbonate BluTech Indoor w/Lab	
	Choice AR Category D:	
	Progressive F—Plastic	FA
	Polycarbonate	FD
	Plastic Dyes - Solid Color (Except Pink I & II)	MN
	Anti-Reflective Coating D	QV
	Polycarbonate BluTech Outdoor w/Lab	
	Choice AR Category D:	
	Progressive F—Plastic	FA
	Polycarbonate	FD
	Polarized	FP
	Plastic Dyes - Solid Color (Except Pink I & II)	MN
	Anti-Reflective Coating D	QV
	Polycarbonate Polarized:	
	Progressive F—Plastic	FA
	Polycarbonate	FD
	Polarized	FP

	Polycarbonate Transitions Signature GEN 8 / XTRActive: Progressive F—Plastic FA Polycarbonate FD Photochromic-Plastic PR	
	Polycarbonate SunSync / SunSync Drive XT: Progressive F—Plastic FA Polycarbonate FD Photochromic-Plastic PR	
	Polycarbonate SunSync Elite / SunSync Elite XT: Progressive F—Plastic FA Polycarbonate FD Photochromic-Plastic PR	
	Polycarbonate Transitions DriveWear / Vantage: Progressive F—Plastic FA Polycarbonate FD Polarized FP Photochromic-Plastic PR	
	Trivex: Progressive F—Plastic FA High-index Plastic 1.53-1.60/Trivex FB	
	Trivex Polarized: Progressive F—Plastic FA High-index Plastic 1.53-1.60/Trivex FB Polarized FP	
	Trivex Transitions Signature GEN 8 / XTRActive: Progressive F—Plastic FA High-index Plastic 1.53-1.60/Trivex FB Photochromic-Plastic PR	
	Trivex SunSync / SunSync Drive XT: Progressive F—Plastic FA High-index Plastic 1.53-1.60/Trivex FB Photochromic-Plastic PR	
	Trivex Transitions Vantage: Progressive F – Plastic FA High-index Plastic 1.53-1.60/Trivex FB Polarized FP Photochromic -Plastic A PR	
Shamir Spectrum SV (Shamir)	Digital 1.50 Plastic: Digital Aspheric - Plastic BA	LC
	Digital 1.50 Plastic Polarized: Digital Aspheric - Plastic BA Polarized - Plastic DA	LC

	Digital 1.50 Plastic Transitions Signature GEN 8:		LC
	Digital Aspheric - Plastic	BA	
	Photochromic-Plastic	PR	
	Digital 1.60 High-index Plastic:		LC
	Digital Aspheric - Plastic	BA	
	High-index Plastic 1.53-1.60/Trivex	BB	
	Digital 1.60 High-index Plastic Polarized:		LC
	Digital Aspheric - Plastic	BA	
	Polarized - Plastic	DA	
	High-index Plastic 1.53-1.60/Trivex	DB	
	Digital 1.60 High-index Plastic Transitions Signature GEN 8:		LC
	Digital Aspheric - Plastic	BA	
	High-index Plastic 1.53-1.60/Trivex	BB	
	Photochromic-Plastic	PR	
	Digital 1.67 High-index Plastic:		LC
	Digital Aspheric - Plastic	BA	
	High-index Plastic 1.66/1.67	BH	
	Digital 1.67 High-index Plastic Transitions Signature GEN 8:		LC
	Digital Aspheric - Plastic	BA	
	High-index Plastic 1.66/1.67	BH	
	Photochromic-Plastic	PR	
	Digital 1.67 High-index Plastic Polarized:		LC
	Digital Aspheric - Plastic	BA	
	Polarized - Plastic	DA	
	Polarized - High-index Plastic 1.66/1.67	DH	
	Digital 1.74 High-index Plastic:		LC
	Digital Aspheric - Plastic	BA	
	High-index Plastic 1.70 & Above	BJ	
	Digital Polycarbonate:		LC
	Digital Aspheric - Plastic	BA	
	Digital Aspheric - Polycarbonate	BD	
	Digital Polycarbonate Polarized:		LC
	Digital Aspheric - Plastic	BA	
	Digital Aspheric - Polycarbonate	DA	
	Polarized - Polycarbonate	DD	
	Digital Polycarbonate Transitions Signature GEN 8:		LC
	Digital Aspheric - Plastic	BA	
	Digital Aspheric - Polycarbonate	BD	
	Photochromic-Plastic	PR	
	Digital Trivex Polarized:		LC
	Digital Aspheric - Plastic	BA	
	Polarized - Plastic	DA	
	High-index Plastic 1.53-1.60/Trivex	DB	

	Digital Trivex Transitions Signature GEN 8: Digital Aspheric - Plastic BA High-index Plastic 1.53-1.60/Trivex BB Photochromic-Plastic PR	LC
Shamir Relax 50/65/80 (Shamir)	Digital 1.50 Plastic: Digital Aspheric - Plastic BA Technical Add-On A TA	
	Digital 1.50 Plastic Polarized: Digital Aspheric - Plastic BA Polarized - Plastic DA Technical Add-On A TA	
	Digital 1.50 Plastic Transitions Signature GEN 8 / XTRActive: Digital Aspheric - Plastic BA Photochromic-Plastic PR Technical Add-On A TA	
	Digital 1.50 Plastic SunSync / SunSync Drive XT: Digital Aspheric - Plastic BA Photochromic-Plastic PR Technical Add-On A TA	
	Digital 1.50 Plastic SunSync Elite: Digital Aspheric - Plastic BA Photochromic-Plastic PR Technical Add-On A TA	
	Digital 1.50 Plastic Transitions Vantage: Digital Aspheric - Plastic BA Polarized - Plastic DA Photochromic-Plastic PR Technical Add-On A TA	
	Digital 1.56 BluTech Indoor: Digital Aspheric - Plastic BA High-index Plastic 1.53-1.60/Trivex BB Plastic Dyes - Solid Color (Except Pink I & II) MN Technical Add-On A TA	
	Digital 1.56 BluTech Outdoor: Digital Aspheric - Plastic BA Polarized - Plastic DA High-index Plastic 1.53-1.60/Trivex DB Plastic Dyes - Solid Color (Except Pink I & II) MN Technical Add-On A TA	
	Digital 1.60 High-index Plastic: Digital Aspheric - Plastic BA High-index Plastic 1.53-1.60/Trivex BB Technical Add-On A TA	

	Digital 1.60 High-index Plastic Polarized: Digital Aspheric - Plastic BA Polarized - Plastic DA High-index Plastic 1.53-1.60/Trivex DB Technical Add-On A TA
	Digital 1.60 High-index Plastic Transitions Signature GEN 8 / XTRActive: Digital Aspheric - Plastic BA High-index Plastic 1.53-1.60/Trivex BB Photochromic-Plastic PR Technical Add-On A TA
	Digital 1.67 High-index Plastic: Digital Aspheric - Plastic BA High-index Plastic 1.66/1.67 BH Technical Add-On A TA
	Digital 1.67 High-index Plastic Polarized: Digital Aspheric - Plastic BA Polarized - Plastic DA Polarized - High-index Plastic 1.66/1.67 DH Technical Add-On A TA
	Digital 1.67 High-index Plastic Transitions Signature GEN 8 / XTRActive: Digital Aspheric - Plastic BA High-index Plastic 1.66/1.67 BH Photochromic-Plastic PR Technical Add-On A TA
	Digital 1.67 High-index Plastic SunSync / SunSync Drive XT: Digital Aspheric - Plastic BA High-index Plastic 1.66/1.67 BH Photochromic-Plastic PR Technical Add-On A TA
	Digital 1.67 High-index Plastic SunSync Elite / SunSync Elite XT: Digital Aspheric - Plastic BA High-index Plastic 1.66/1.67 BH Photochromic-Plastic PR Technical Add-On A TA
	Digital 1.74 High-index Plastic: Digital Aspheric – Plastic BA High-index Plastic 1.70 & Above BJ Technical Add-On A TA
	Digital 1.74 High-index Plastic Transitions Signature GEN 8: Digital Aspheric - Plastic BA High-index Plastic 1.70 & Above BJ Photochromic-Plastic PR Technical Add-On A TA

Digital Polycarbonate:	
Digital Aspheric – Plastic	BA
Digital Aspheric - Polycarbonate	BD
Technical Add-On A	TA
Digital Polycarbonate Polarized:	
Digital Aspheric - Plastic	BA
Polarized - Plastic	DA
Polarized Polycarbonate	DD
Technical Add-On A	TA
Digital Polycarbonate Transitions Signature GEN 8 / XTRActive:	
Digital Aspheric – Plastic	BA
Digital Aspheric - Polycarbonate	BD
Photochromic-Plastic	PR
Technical Add-On A	TA
Digital Polycarbonate SunSync / SunSync Drive XT:	
Digital Aspheric – Plastic	BA
Digital Aspheric - Polycarbonate	BD
Photochromic-Plastic	PR
Technical Add-On A	TA
Digital Polycarbonate DriveWear / Vantage:	
Digital Aspheric – Plastic	BA
Polarized - Plastic	DA
Polarized Polycarbonate	DD
Photochromic-Plastic	PR
Technical Add-On A	TA
Digital Polycarbonate BluTech Indoor w/Lab Choice AR Category D:	
Digital Aspheric – Plastic	BA
Digital Aspheric Polycarbonate	BD
Plastic Dyes - Solid Color (Except Pink I & II)	MN
Anti-Reflective Coating D	QV
Technical Add-On A	TA
Digital Trivex:	
Digital Aspheric - Plastic	BA
High-index Plastic 1.53-1.60/Trivex	BB
Technical Add-On A	TA
Digital Trivex Polarized:	
Digital Aspheric - Plastic	BA
Polarized - Plastic	DA
High-index Plastic 1.53-1.60/Trivex	DB
Technical Add-On A	TA
Digital Trivex Transitions Signature GEN 8 / XTRActive:	
Digital Aspheric - Plastic	BA
High-index Plastic 1.53-1.60/Trivex	BB
Photochromic-Plastic	PR
Technical Add-On A	TA

	Digital Trivex SunSync / SunSync Drive XT: Digital Aspheric - Plastic BA High-index Plastic 1.53-1.60/Trivex BB Photochromic-Plastic PR Technical Add-On A TA		
	Digital Trivex Transitions Vantage: Digital Aspheric - Plastic BA Polarized - Plastic DA High-index Plastic 1.53-1.60/Trivex DB Photochromic-Plastic PR Technical Add-On A TA		
SharpView+ (Essilor)	Anti-Reflective Coating A	QM	LC
Skylet Tint (Carl Zeiss Vision)	Plastic Dyes - Solid Color (Except Pink I & II) or Plastic Dyes - Gradient UV Protection	MN MP SV	LC
SmallFit (Essilor)	1.50 Plastic: Progressive K—Plastic KA		
	1.50 Plastic Transitions Signature GEN 8: Progressive K—Plastic KA Photochromic-Plastic PR		
	1.60 High-index Plastic: Progressive K—Plastic KA High-index Plastic 1.53-1.60/Trivex KB		
	1.67 High-index Plastic: Progressive K—Plastic KA High-index Plastic 1.66/1.67 KH		
	1.67 High-index Plastic Transitions Signature GEN 8: Progressive K—Plastic KA High-index Plastic 1.66/1.67 KH Photochromic-Plastic PR		
	Polycarbonate: Progressive K—Plastic KA Polycarbonate KD		
	Polycarbonate Transitions Signature GEN 8: Progressive K—Plastic KA Polycarbonate KD Photochromic-Plastic PR		
	Polycarbonate Polarized: Progressive K—Plastic KA Polycarbonate KD Polarized KP		
Somo (Somo Optical)	Aspheric 1.50 Plastic: Aspheric Plastic 1.50 AA		LC
	Spherical 1.56 Mid Index Plastic: High-index Plastic 1.53-1.60/Trivex AB		LC

	Aspheric 1.56 Mid Index Plastic: High-index Plastic 1.53-1.60/Trivex	AB	LC
	Aspheric 1.60 High-index Plastic: High-index Plastic 1.53-1.60/Trivex	AB	LC
Sportlife Coating (North American Coating Co.)	Ski Type Coating	QR	LC
Suncloud-like Coating	Lab-duplicated Suncloud: Ski Type Coating	QR	LC
SunRx (Vision Ease)	SunRx Mirror Coating: Polarized - Plastic Polarized Polycarbonate Mirror Coating	DA DD QP	LC
	SunRx SV, D-28, 7x28: Polarized - Plastic Polarized Polycarbonate	DA DD	LC
SunSync / Drive XT Photochromic (VSP)	Photochromic-Plastic Note: SunSync is available in many lens styles. Please refer to the specific lens brand name for the appropriate lens enhancement code(s).	PR	
SunSync Elite / Elite XT Photochromic (VSP)	Photochromic-Plastic Note: SunSync is available in many lens styles. Please refer to the specific lens brand name for the appropriate lens enhancement code(s).	PR	
Super 16 (Seiko)	SV Spherical Trivex: High-index Plastic 1.53-1.60/Trivex	AB	LC
Super 16 Mx (Seiko)	SV Aspheric Trivex: High-index Plastic 1.53-1.60/Trivex	AB	LC
Super ET Coating (Carl Zeiss Vision)	Anti-Reflective Coating A	QM	LC
Super HiVision Coating (Hoya)	Anti-Reflective Coating C	QT	
Super HiVision EX3 Coating (Hoya)	Anti-Reflective Coating D	QV	
Super HiVision EX3+ Coating (Hoya)	Anti-Reflective Coating D UV Protection - Backside	QV BV	
Super Resistant (Seiko)	Anti-Reflective Coating D	QV	LC
Super Resistant Blu (Seiko)	Anti-Reflective Coating D	QV	LC
Super SV Diacoat (Seiko)	SV High-index Plastic Aspheric: High-index Plastic 1.66/1.67	AH	LC

Super SV 1.67 Transitions (Seiko)	SV 1.67 High-index Plastic Aspheric Transitions Signature: High-index Plastic 1.66/1.67 Photochromic-Plastic	AH PR	LC
Superior SV (Seiko)	Digital 1.50 Plastic: Digital Aspheric - Plastic	BA	LC
	Digital 1.50 Plastic Polarized: Digital Aspheric - Plastic Polarized - Plastic	BA DA	LC
	Digital 1.50 Plastic Transitions / XTRActive: Digital Aspheric - Plastic Photochromic-Plastic	BA PR	LC
	Digital 1.50 Plastic Sensity: Digital Aspheric - Plastic Photochromic-Plastic	BA PR	LC
	Digital Trivex: Digital Aspheric - Plastic High-index Plastic 1.53-1.60/Trivex	BA BB	LC
	Digital Trivex Transitions Signature / XTRActive: Digital Aspheric - Plastic High-index Plastic 1.53-1.60/Trivex Photochromic-Plastic	BA BB PR	LC
	Digital Trivex Sensity: Digital Aspheric - Plastic High-index Plastic 1.53-1.60/Trivex Photochromic-Plastic	BA BB PR	LC
	Digital Trivex Polarized: Digital Aspheric - Plastic Polarized - Plastic High-index Plastic 1.53-1.60/Trivex	BA DA DB	LC
	Digital Polycarbonate: Digital Aspheric – Plastic Digital Aspheric - Polycarbonate	BA BD	LC
	Digital Polycarbonate Polarized: Digital Aspheric – Plastic Polarized – Plastic Polarized Polycarbonate	BA DA DD	LC
	Digital Polycarbonate Sensity: Digital Aspheric – Plastic Digital Aspheric - Polycarbonate Photochromic-Plastic	BA BD PR	LC
	Digital Polycarbonate Transitions Signature / XTRActive: Digital Aspheric – Plastic Digital Aspheric - Polycarbonate Photochromic-Plastic	BA BD PR	LC

	Digital 1.56 Mid Index Plastic: Digital Aspheric - Plastic High-index Plastic 1.53-1.60/Trivex	BA BB	LC
	Digital 1.56 Mid Index Plastic Transitions Signature: Digital Aspheric - Plastic High-index Plastic 1.53-1.60/Trivex Photochromic-Plastic	BA BB PR	LC
	Digital 1.60 High-index Plastic: Digital Aspheric - Plastic High-index Plastic 1.53-1.60/Trivex	BA BB	LC
	Digital 1.60 High-index Plastic Transitions Signature: Digital Aspheric - Plastic High-index Plastic 1.53-1.60/Trivex Photochromic-Plastic	BA BB PR	LC
	Digital 1.67 High-index Plastic: Digital Aspheric - Plastic High-index Plastic 1.66/1.67	BA BH	LC
	Digital 1.67 High-index Plastic Sensity: Digital Aspheric - Plastic High-index Plastic 1.66/1.67 Photochromic-Plastic	BA BH PR	LC
	Digital 1.67 High-index Plastic Polarized: Digital Aspheric - Plastic Polarized - Plastic Polarized - High-index Plastic 1.66/1.67	BA DA DH	LC
	Digital 1.67 High-index Plastic Transitions Signature / XTRActive: Digital Aspheric - Plastic High-index Plastic 1.66/1.67 Photochromic-Plastic	BA BH PR	LC
	Digital 1.74 High-index Plastic: Digital Aspheric - Plastic High-index Plastic 1.70 & Above	BA BJ	LC
	Digital 1.74 High-index Plastic Transitions Signature: Digital Aspheric - Plastic High-index Plastic 1.70 & Above Photochromic-Plastic	BA BJ PR	LC
Surmount/Surmount Ws 10/12/14 (Seiko)	1.50 Plastic: Progressive O—Plastic	OA	
	1.50 Plastic Polarized: Progressive O—Plastic Polarized	OA OP	
	1.50 Plastic Transitions Signature GEN 8/: Progressive O—Plastic Photochromic-Plastic	OA PR	

1.50 Plastic Transitions XTRActive Polarized/:	
Progressive O—Plastic	OA
Polarized	OP
Photochromic-Plastic	PR
1.50 Plastic Sensity / Sensity Fast:	
Progressive O—Plastic	OA
Photochromic-Plastic	PR
1.60 Plastic High Index:	
Progressive O—Plastic	OA
High-index Plastic 1.53-1.60/Trivex	OB
1.67 Plastic High Index:	
Progressive O—Plastic	OA
High-index Plastic 1.66/1.67	OH
1.67 Plastic High-index Polarized:	
Progressive O—Plastic	OA
High-index Plastic 1.66/1.67	OH
Polarized	OP
1.67 High-index Plastic Transitions Signature GEN 8 / XTRActive:	
Progressive O—Plastic	OA
High-index Plastic 1.66/1.67	OH
Photochromic-Plastic	PR
1.67 High-index Plastic Transitions XTRActive Polarized:	
Progressive O—Plastic	OA
High-index Plastic 1.66/1.67	OH
Polarized	OP
Photochromic-Plastic	PR
1.67 High-index Plastic Sensity / Sensity Fast:	
Progressive O—Plastic	OA
High-index Plastic 1.66/1.67	OH
Photochromic-Plastic	PR
1.74 High-index Plastic:	
Progressive O—Plastic	OA
High-index Plastic 1.70 & Above	OJ
Polycarbonate:	
Progressive O—Plastic	OA
Polycarbonate	OD
Polycarbonate Polarized:	
Progressive O—Plastic	OA
Polycarbonate	OD
Polarized	OP
Polycarbonate Sensity / Sensity Fast:	
Progressive O—Plastic	OA
Polycarbonate	OD
Photochromic-Plastic	PR

	Polycarbonate Transitions Signature GEN 8 / XTRActive: Progressive O—Plastic OA Polycarbonate OD Photochromic-Plastic PR	
	Polycarbonate Transitions XTRActive Polarized: Progressive O—Plastic OA Polycarbonate OD Polarized OP Photochromic-Plastic PR	
	Trivex: Progressive O—Plastic OA High-index Plastic 1.53-1.60/Trivex OB	
	Trivex Transitions Signature GEN 8 / XTRActive: Progressive O—Plastic OA High-index Plastic 1.53-1.60/Trivex OB Photochromic-Plastic PR	
	Trivex Sensity / Sensity Fast: Progressive O—Plastic OA High-index Plastic 1.53-1.60/Trivex OB Photochromic-Plastic PR	
SV/ST28 iQ (Hoya)	Digital 1.50 Plastic Aspheric: Digital Aspheric - Plastic BA	LC
	Digital 1.50 Plastic Aspheric Polarized: Digital Aspheric - Plastic BA Polarized - Plastic DA	LC
	Digital 1.50 Plastic Aspheric Transitions Signature GEN 8 / XTRActive: Digital Aspheric - Plastic BA Photochromic-Plastic PR	LC
	Digital 1.50 Plastic Aspheric Sensity / Sensity Dark: Digital Aspheric - Plastic BA Photochromic-Plastic PR	LC
	Digital 1.56 BluTech Indoor: Digital Aspheric - Plastic BA High-index Plastic 1.53-1.60/Trivex BB Plastic Dyes - Solid Color (Except Pink I & II) MN	LC
	Digital 1.56 BluTech Outdoor: Digital Aspheric - Plastic BA Polarized - Plastic DA High-index Plastic 1.53-1.60/Trivex DB Plastic Dyes - Solid Color (Except Pink I & II) MN	LC

	Digital 1.60 High-index Plastic Sensity / Sensity Dark: Digital Aspheric - Plastic BA High-index Plastic 1.53-1.60/Trivex BB Photochromic-Plastic PR	LC
	Digital 1.67 High-index Plastic: Digital Aspheric - Plastic BA High-index Plastic 1.66/1.67 BH	LC
	Digital 1.67 High-index Plastic Sensity / Sensity Dark: Digital Aspheric - Plastic BA High-index Plastic 1.66/1.67 BH Photochromic-Plastic PR	LC
	Digital 1.74 High-index Plastic: Digital Aspheric - Plastic BA High-index Plastic 1.70 & Above BJ	LC
	Digital Polycarbonate: Digital Aspheric – Plastic BA Digital Aspheric - Polycarbonate BD	LC
	Digital Polycarbonate Polarized: Digital Aspheric - Plastic BA Polarized – Plastic DA Polarized Polycarbonate DD	LC
	Digital Polycarbonate Sensity / Sensity Dark: Digital Aspheric – Plastic BA Digital Aspheric - Polycarbonate BD Photochromic-Plastic PR	LC
	Digital Trivex Aspheric: Digital Aspheric - Plastic BA High-index Plastic 1.53-1.60/Trivex BB	LC
	Digital Trivex Aspheric Transitions Signature GEN 8: Digital Aspheric - Plastic BA High-index Plastic 1.53-1.60/Trivex BB Photochromic-Plastic PR	LC
	Digital Trivex Aspheric Sensity / Sensity Dark: Digital Aspheric - Plastic BA High-index Plastic 1.53-1.60/Trivex BB Photochromic-Plastic PR	LC
SV (Thai Optical Group)	Tribrid: High-index Plastic 1.53-1.60/Trivex AB	LC
	1.74 EcoLeaf: Unavailable*	
SV Aspheric	Digital 1.50 Plastic PhotoFusion Pro: Digital Aspheric – Plastic BA Photochromic-Plastic PR	

	Polycarbonate PhotoFusion Pro: Digital Aspheric – Plastic BA Digital Aspheric Polycarbonate BD Photochromic-Plastic PR
Sync III 5/9/13 (Hoya)	Digital 1.50 Plastic: Digital Aspheric - Plastic BA Technical Add-On A TA
	Digital 1.50 Plastic Polarized: Digital Aspheric - Plastic BA Polarized - Plastic DA Technical Add-On A TA
	Digital 1.50 Plastic Sensity / Sensity Dark / Sensity Fast: Digital Aspheric - Plastic BA Photochromic-Plastic PR Technical Add-On A TA
	Digital 1.50 Plastic Transitions Signature GEN 8 / XTRActive: Digital Aspheric - Plastic BA Photochromic-Plastic PR Technical Add-On A TA
	Digital 1.50 Plastic Transitions XTRActive Polarized: Digital Aspheric – Plastic BA Polarized - Plastic DA Photochromic-Plastic PR Technical Add-On A TA
	Digital 1.56 BluTech Indoor: Digital Aspheric - Plastic BA High-index Plastic 1.53-1.60/Trivex BB Plastic Dyes - Solid Color (Except Pink I & II) MN Technical Add-On A TA
	Digital 1.60 High-index Plastic: Digital Aspheric - Plastic BA High-index Plastic 1.53-1.60/Trivex BB Technical Add-On A TA
	Digital 1.60 High-index Plastic Sensity / Sensity Dark: Digital Aspheric - Plastic BA High-index Plastic 1.53-1.60/Trivex BB Photochromic-Plastic PR Technical Add-On A TA
	Digital 1.60 High-index Plastic Transitions GEN 8 / XTRActive: Digital Aspheric - Plastic BA High-index Plastic 1.53-1.60/Trivex BB Photochromic-Plastic PR Technical Add-On A TA

	Digital 1.67 High-index Plastic:	
	Digital Aspheric - Plastic	BA
	High-index Plastic 1.66/1.67	BH
	Technical Add-On A	TA
	Digital 1.67 High-index Plastic Sensity / Sensity Dark / Sensity Fast:	
	Digital Aspheric - Plastic	BA
	High-index Plastic 1.66/1.67	BH
	Photochromic-Plastic	PR
	Technical Add-On A	TA
	Digital 1.67 High-index Plastic Transitions Signature GEN 8:	
	Digital Aspheric - Plastic	BA
	High-index Plastic 1.66/1.67	BH
	Photochromic-Plastic	PR
	Technical Add-On A	TA
	Digital 1.67 High-index Plastic Transitions XTRActive Polarized:	
	Digital Aspheric - Plastic	BA
	Polarized - Plastic	DA
	Polarized - High-index Plastic 1.66/1.67	DH
	Photochromic-Plastic	PR
	Technical Add-On A	TA
	Digital 1.67 High-index Plastic Polarized:	
	Digital Aspheric - Plastic	BA
	Polarized - Plastic	DA
	Polarized - High-index Plastic 1.66/1.67	DH
	Technical Add-On A	TA
	Digital 1.74 High-index Plastic:	
	Digital Aspheric - Plastic	BA
	High-index Plastic 1.70 & Above	BJ
	Technical Add-On A	TA
	Digital Polycarbonate:	
	Digital Aspheric – Plastic	BA
	Digital Aspheric - Polycarbonate	BD
	Technical Add-On A	TA
	Digital Polycarbonate Transitions Signature GEN 8:	
	Digital Aspheric – Plastic	BA
	Digital Aspheric - Polycarbonate	BD
	Photochromic-Plastic	PR
	Technical Add-On A	TA
	Digital Polycarbonate Transitions XTRActive Polarized:	
	Digital Aspheric - Plastic	BA
	Polarized - Plastic	DA
	Polarized Polycarbonate	DD
	Photochromic-Plastic	PR
	Technical Add-On A	TA

	Digital Polycarbonate Sensity / Sensity Dark / Sensity Fast: Digital Aspheric – Plastic BA Digital Aspheric - Polycarbonate BD Photochromic-Plastic PR Technical Add-On A TA
	Digital Polycarbonate Polarized: Digital Aspheric - Plastic BA Polarized - Plastic DA Polarized Polycarbonate DD Technical Add-On A TA
	Digital Trivex: Digital Aspheric - Plastic BA High-index Plastic 1.53-1.60/Trivex BB Technical Add-On A TA
	Digital Trivex Sensity / Sensity Dark / Sensity Fast: Digital Aspheric - Plastic BA High-index Plastic 1.53-1.60/Trivex BB Photochromic-Plastic PR Technical Add-On A TA
	Digital Trivex Transitions Signature GEN 8 / XTRActive: Digital Aspheric - Plastic BA High-index Plastic 1.53-1.60/Trivex BB Photochromic-Plastic PR Technical Add-On A TA
	Digital Trivex Polarized: Digital Aspheric - Plastic BA Polarized - Plastic DA High-index Plastic 1.53-1.60/Trivex DB Technical Add-On A TA
synchrony Access 75, 125 (Carl Zeiss Vision)	Plastic: Near Variable Focus - Plastic IA
	Polycarbonate: Near Variable Focus - Plastic IA NVF - Polycarbonate ID
synchrony Easy Adapt (Carl Zeiss Vision)	1.50 Plastic: Progressive J—Plastic JA
	1.50 Plastic PhotoFusion: Progressive J—Plastic JA Photochromic-Plastic PR
	Polycarbonate: Progressive J—Plastic JA Polycarbonate JD
	Polycarbonate PhotoFusion: Progressive J—Plastic JA Polycarbonate JD Photochromic-Plastic PR

	Polycarbonate Polarized: Progressive J—Plastic JA Polycarbonate JD Polarized JP
	1.67 High-index Plastic: Progressive J—Plastic JA High-index Plastic 1.66/1.67 JH
	1.67 High-index Plastic PhotoFusion: Progressive J—Plastic JA High-index Plastic 1.66/1.67 JH Photochromic-Plastic PR
synchrony Easy View (Carl Zeiss Vision)	1.50 Plastic: Progressive K—Plastic KA
	1.50 Plastic PhotoFusion: Progressive K—Plastic KA Photochromic-Plastic PR
	1.67 High-index Plastic: Progressive K—Plastic KA High-index Plastic 1.66/1.67 KH
	1.67 High-index Plastic PhotoFusion: Progressive K—Plastic KA High-index Plastic 1.66/1.67 KH Photochromic-Plastic PR
	Polycarbonate: Progressive K—Plastic KA Polycarbonate KD
	Polycarbonate PhotoFusion: Progressive K—Plastic KA Polycarbonate KD Photochromic-Plastic PR
synchrony Easy View HD (Carl Zeiss Vision)	1.50 Plastic: Progressive K—Plastic KA
	1.50 Plastic PhotoFusion / PhotoFusion Pro Progressive K – Plastic KA Photochromic-Plastic PR
	1.50 Plastic Polarized: Progressive K—Plastic KA Polarized KP
	1.50 Plastic Transitions XTRActive Polarized: Progressive K—Plastic KA Polarized KP Photochromic-Plastic PR
	1.60 High-index Plastic: Progressive K—Plastic KA High-index Plastic 1.66/1.67 KB

	1.60 High-index Plastic PhotoFusion / PhotoFusion Pro: Progressive K—Plastic KA High-index Plastic 1.53-1.60/Trivex KB Photochromic-Plastic PR
	1.67 High-index Plastic: Progressive K—Plastic KA High-index Plastic 1.66/1.67 KH
	1.67 High-index Plastic PhotoFusion / PhotoFusion Pro: Progressive K—Plastic KA High-index Plastic 1.66/1.67 KH Photochromic-Plastic PR
	1.67 High-index Plastic Polarized: Progressive K—Plastic KA High-index Plastic 1.66/1.67 KH Polarized KP
	1.74 High-index Plastic w/HMCX: Progressive K—Plastic KA High-index Plastic 1.70 & Above KJ Anti-Reflective Coating D QV
	Polycarbonate: Progressive K—Plastic KA Polycarbonate KD
	Polycarbonate PhotoFusion / PhotoFusion Pro: Progressive K—Plastic KA Polycarbonate KD Photochromic-Plastic PR
	Polycarbonate Transitions XTRActive Polarized: Progressive K—Plastic KA Polycarbonate KD Polarized KP Photochromic-Plastic PR
	Polycarbonate Polarized: Progressive K—Plastic KA Polycarbonate KD Polarized KP
	Trivex: Progressive K—Plastic KA High-index Plastic 1.53-1.60/Trivex KB
	Trivex PhotoFusion/PhotoFusion Extra: Progressive K—Plastic KA High-index Plastic 1.53-1.60/Trivex KB Photochromic-Plastic PR

	Trivex Photochromic Polarized: Progressive K—Plastic KA High-index Plastic 1.53-1.60/Trivex KB Polarized KP Photochromic-Plastic PR	
	Trivex Polarized: Progressive K—Plastic KA High-index Plastic 1.53-1.60/Trivex KB Polarized KP	
synchrony HDC SV (Carl Zeiss Vision)	Digital 1.50 Plastic: Digital Aspheric - Plastic BA	LC
	Digital 1.50 Plastic PhotoFusion: Digital Aspheric - Plastic BA Photochromic-Plastic PR	LC
	Digital 1.50 Plastic Transitions Signature: Digital Aspheric - Plastic BA Photochromic-Plastic PR	LC
	Digital 1.50 Plastic Polarized: Digital Aspheric - Plastic BA Polarized - Plastic DA	LC
	Digital Trivex: Digital Aspheric - Plastic BA High-index Plastic 1.53-1.60/Trivex BB	LC
	Digital Trivex Polarized: Digital Aspheric - Plastic BA Polarized - Plastic DA High-index Plastic 1.53-1.60/Trivex DB	LC
	Digital Trivex Photochromic: Digital Aspheric - Plastic BA High-index Plastic 1.53-1.60/Trivex BB Photochromic-Plastic PR	LC
	Digital Trivex Polarized Photochromic: Digital Aspheric - Plastic BA Polarized – Plastic DA High-index Plastic 1.53-1.60/Trivex DB Photochromic-Plastic PR	LC
	Digital Polycarbonate: Digital Aspheric – Plastic BA Digital Aspheric - Polycarbonate BD	LC
	Digital Polycarbonate PhotoFusion: Digital Aspheric – Plastic BA Digital Aspheric - Polycarbonate BD Photochromic-Plastic PR	LC
	Digital Polycarbonate Transitions / XTRActive: Digital Aspheric – Plastic BA Digital Aspheric - Polycarbonate BD Photochromic-Plastic PR	LC

	Digital Polycarbonate Polarized: Digital Aspheric – Plastic BA Digital Aspheric - Polycarbonate BD Polarized - Plastic DA	LC
	Digital 1.60 High-index Plastic: Digital Aspheric - Plastic BA High-index Plastic 1.53-1.60/Trivex BB	LC
	Digital 1.60 High-index Plastic PhotoFusion: Digital Aspheric - Plastic BA High-index Plastic 1.53-1.60/Trivex BB Photochromic-Plastic PR	LC
	Digital 1.60 High-index Plastic Transitions Signature: Digital Aspheric - Plastic BA High-index Plastic 1.53-1.60/Trivex BB Photochromic-Plastic PR	LC
	Digital 1.67 High-index Plastic: Digital Aspheric - Plastic BA High-index Plastic 1.66/1.67 BH	LC
	Digital 1.67 High-index Plastic Photochromic: Digital Aspheric - Plastic BA High-index Plastic 1.66/1.67 BH Photochromic-Plastic PR	LC
	Digital 1.67 High-index Plastic Transitions Signature / XTRActive: Digital Aspheric - Plastic BA High-index Plastic 1.66/1.67 BH Photochromic-Plastic PR	LC
	Digital 1.67 High-index Plastic Polarized: Digital Aspheric - Plastic BA Polarized - Plastic DA Polarized - High-index Plastic 1.66/1.67 DH	LC
	Digital 1.74 High-index Plastic w/ Lab Choice AR Category D: Digital Aspheric - Plastic High Index BA High-index Plastic 1.70 & Above BJ Anti-Reflective Coating D QV	LC
synchrony Performance HD 13, 15, 17, 19 (Carl Zeiss Vision)	1.50 Plastic: Progressive F—Plastic FA	
	1.50 Plastic PhotoFusion / PhotoFusion Pro: Progressive F—Plastic FA Photochromic-Plastic PR	

	1.50 Plastic Transitions XTRActive Polarized: Progressive F—Plastic FA Polarized FP Photochromic-Plastic PR
	1.50 Plastic Polarized: Progressive F—Plastic FA Polarized FP
	1.60 High-index Plastic: Progressive F—Plastic FA High-index Plastic 1.66/1.67 FB
	1.60 High-index Plastic PhotoFusion / PhotoFusion Pro: Progressive F—Plastic FA High-index Plastic 1.53-1.60/Trivex FB Photochromic-Plastic PR
	1.67 High-index Plastic: Progressive F—Plastic FA High-index Plastic 1.66/1.67 FH
	1.67 High-index Plastic PhotoFusion / PhotoFusion Pro: Progressive F—Plastic FA High-index Plastic 1.66/1.67 FH Photochromic-Plastic PR
	1.67 High-index Plastic Polarized: Progressive F—Plastic FA High-index Plastic 1.66/1.67 FH Polarized FP
	1.74 High-index Plastic w/HMCX: Progressive F—Plastic FA High-index Plastic 1.70 & Above FJ Anti-Reflective Coating D QV
	Polycarbonate: Progressive F—Plastic FA Polycarbonate FD
	Polycarbonate PhotoFusion / PhotoFusion Pro: Progressive F—Plastic FA Polycarbonate FD Photochromic-Plastic PR
	Polycarbonate Transitions XTRActive Polarized: Progressive F—Plastic FA Polycarbonate FD Polarized FP Photochromic-Plastic PR

	Polycarbonate Polarized: Progressive F—Plastic FA Polycarbonate FD Polarized FP
	Trivex: Progressive F—Plastic FA High-index Plastic 1.53-1.60/Trivex FB
	Trivex PhotoFusion/PhotoFusion Extra: Progressive F—Plastic FA High-index Plastic 1.53-1.60/Trivex FB Photochromic-Plastic PR
	Trivex Photochromic Polarized: Progressive F—Plastic FA High-index Plastic 1.53-1.60/Trivex FB Polarized FP Photochromic-Plastic PR
	Trivex Polarized: Progressive F—Plastic FA High-index Plastic 1.53-1.60/Trivex FB Polarized FP
synchrony Performance HDV (Carl Zeiss Vision)	1.50 Plastic: Progressive O—Plastic OA
	1.50 Plastic PhotoFusion / PhotoFusion Pro: Progressive O—Plastic OA Photochromic-Plastic PR
	1.50 Plastic Transitions XTRActive Polarized: Progressive O—Plastic OA Polarized OP Photochromic-Plastic PR
	1.50 Plastic Polarized: Progressive O—Plastic OA Polarized OP
	1.60 High-index Plastic: Progressive O—Plastic OA High-index Plastic 1.66/1.67 OB
	1.60 High-index Plastic PhotoFusion / PhotoFusion Pro: Progressive O—Plastic OA High-index Plastic 1.53-1.60/Trivex OB Photochromic-Plastic PR
	1.67 High-index Plastic: Progressive O—Plastic OA High-index Plastic 1.66/1.67 OH

	1.67 High-index Plastic PhotoFusion / PhotoFusion Pro: Progressive O—Plastic OA High-index Plastic 1.66/1.67 OH Photochromic-Plastic PR	
	1.67 High-index Plastic Polarized: Progressive O—Plastic OA High-index Plastic 1.66/1.67 OH Polarized OP	
	1.74 High-index Plastic w/HMCX: Progressive O—Plastic OA High-index Plastic 1.70 & Above OJ Anti-Reflective Coating D QV	
	Polycarbonate: Progressive O—Plastic OA Polycarbonate OD	
	Polycarbonate PhotoFusion / PhotoFusion Pro: Progressive O—Plastic OA Polycarbonate OD Photochromic-Plastic PR	
	Polycarbonate Transitions XTRActive Polarized: Progressive O—Plastic OA Polycarbonate OD Polarized OP Photochromic-Plastic PR	
	Polycarbonate Polarized: Progressive O—Plastic OA Polycarbonate OD Polarized OP	
	Trivex: Progressive O—Plastic OA High-index Plastic 1.53-1.60/Trivex OB	
	Trivex Photochromic Polarized: Progressive O—Plastic OA High-index Plastic 1.53-1.60/Trivex OB Polarized OP Photochromic-Plastic PR	
	Trivex Polarized: Progressive O—Plastic OA High-index Plastic 1.53-1.60/Trivex OB Polarized OP	
synchrony SF Blended Round Seg Bifocal 76x28mm (Carl Zeiss Vision)	Blended Bifocal—Plastic GA LC	

synchrony SFSV Aspheric (Carl Zeiss Vision)	Aspheric Polycarbonate: Polycarbonate	AD	LC	
T				
TACT 40/60 (Hoya)	1.50 Plastic: Near Variable Focus - Plastic	IA		
	1.60 High-index Plastic: Near Variable Focus - Plastic NVF - High-index Plastic 1.53-1.60/Trivex	IA IB		
	1.60 High-index Plastic Transitions Signature GEN 8: Near Variable Focus - Plastic NVF - High-index Plastic 1.53-1.60/Trivex Photochromic – Plastic A	IA IB PR		
	Trivex Transitions Signature GEN 8: Near Variable Focus - Plastic NVF - High-index Plastic 1.53-1.60/Trivex Photochromic-Plastic	IA IB PR		
	1.50 Plastic: Near Variable Focus - Plastic	IA		
TACT BKS 40/60 (Hoya)	1.50 Plastic Transitions Signature GEN 8: Near Variable Focus - Plastic Photochromic-Plastic	IA PR		
	1.50 Plastic Transitions XTRActive Polarized: Near Variable Focus – Plastic Polarized Photochromic-Plastic	IA DA PR		
	1.50 Plastic Sensity / Sensity Fast: Near Variable Focus - Plastic Photochromic-Plastic	IA PR		
	1.56 BluTech Indoor: Near Variable Focus - Plastic NVF - High-index Plastic 1.53-1.60/Trivex Plastic Dyes - Solid Color (Except Pink I & II)	IA IB MN		
	1.60 High-index Plastic: Near Variable Focus - Plastic NVF - High-index Plastic 1.53-1.60/Trivex	IA IB		
	1.60 High-index Plastic Sensity: Near Variable Focus - Plastic NVF - High-index Plastic 1.53-1.60/Trivex Photochromic – Plastic A	IA IB PR		
	1.67 High-index Plastic: Near Variable Focus - Plastic NVF - High-index Plastic 1.66/1.67	IA II		

	1.67 High-index Plastic Transitions Signature GEN 8 / XTRActive: Near Variable Focus - Plastic IA NVF - High-index Plastic 1.66/1.67 II Photochromic-Plastic PR		
	1.67 High-index Plastic Transitions XTRActive Polarized: Near Variable Focus - Plastic IA High Index Plastic 1.66/1.67 DH Polarized DA Photochromic-Plastic PR		
	1.67 High-index Plastic Sensity / Sensity Fast: Near Variable Focus - Plastic IA NVF - High-index Plastic 1.66/1.67 II Photochromic-Plastic PR		
	Polycarbonate: Near Variable Focus - Plastic IA NVF - Polycarbonate ID		
	Polycarbonate Transitions Signature GEN 8 / XTRActive: Near Variable Focus - Plastic IA NVF - Polycarbonate ID Photochromic – Plastic A PR		
	Polycarbonate Transitions XTRActive: Near Variable Focus - Plastic IA Polycarbonate DD Polarized DA Photochromic – Plastic A PR		
	Polycarbonate Sensity / Sensity Fast: Near Variable Focus - Plastic IA NVF - Polycarbonate ID Photochromic – Plastic B PR		
	Trivex: Near Variable Focus - Plastic IA NVF - High-index Plastic 1.53-1.60/Trivex IB		
	Trivex Transitions Signature GEN 8 / XTRActive: Near Variable Focus - Plastic IA NVF - High-index Plastic 1.53-1.60/Trivex IB Photochromic-Plastic PR		
	Trivex Sensity / Sensity Dark / Sensity Fast: Near Variable Focus - Plastic IA NVF - High-index Plastic 1.53-1.60/Trivex IB Photochromic-Plastic PR		
TD2 (Essilor)	Scratch Resistant Coating B+	QS	LC
TechShield (VSP)	Anti-Reflective Coating B	QN	

TechShield UVR (VSP)	Anti-Reflective Coating B UV Protection - Backside	QN BV	
TechShield Blue AR (VSP)	Anti-Reflective Coating D UV Protection - Backside	QV BV	
TechShield Blue UVR (VSP)	Anti-Reflective Coating D UV Protection - Backside	QV BV	
TechShield Elite (VSP)	Anti-Reflective Coating D	QV	
TechShield Elite UVR (VSP)	Anti-Reflective Coating D UV Protection - Backside	QV BV	
TechShield Plus (VSP)	Anti-Reflective Coating C	QT	
TechShield Plus UVR (VSP)	Anti-Reflective Coating C UV Protection - Backside	QT BV	
Tegra (Vision Ease)	Aspheric Polycarbonate: Polycarbonate	AD	LC
Thin & Dark (Vision Ease)	Photochromic—Glass	PM	
Thindex (Vision Ease)	1.70 High-index Plastic Aspheric: High-index Plastic 1.70 & Above	AJ	LC
Thin-N-Lite Lenses (Essilor)	1.60 High-index Plastic Spherical: High-index Plastic 1.53-1.60/Trivex	AB	LC
	1.60 High-index Plastic Aspheric: High-index Plastic 1.53-1.60/Trivex	AB	LC
	1.67 High-index Plastic Spherical: High-index Plastic 1.66/1.67	AH	LC
	1.67 High-index Plastic Aspheric: High-index Plastic 1.66/1.67	AH	LC
	1.74 High-index Plastic Aspheric w/applicable AR: High-index Plastic 1.70 & Above Crizal Alize UV or Crizal Avance UV	AJ	LC
Transdura (Select Optical)	Anti-Reflective Coating C	QT	LC
Transitions Signature Photochromic (Transitions)	Photochromic-Plastic Note: Transitions is available in many lens styles. Please refer to the specific lens brand name for the appropriate lens enhancement code(s).	PR	
	Photochromic-Plastic Polarized - Plastic	PR DA	

Transitions Vantage Photochromic (Transitions)	Note: Transitions is available in many lens styles. Please refer to the specific lens brand name for the appropriate lens enhancement code(s). When available on progressive lenses, the applicable polarized progressive code, dependent on progressive category, should be used in place of code DA.		
Transitions XTRActive Photochromic (Transitions)	XTRActive Photochromic: Photochromic-Plastic	PR	
	XTRActive Photochromic w/ Mirror*: Photochromic Ski Type Coating Or Mirror Coating	PR QR QP	LC
	*Mirrors are not branded for VSP orders and are available as an unbranded or lab choice selection. The doctor should not request a specific brand or product for these orders.		
Trilogy (Younger)	Aspheric/Spherical Single Vision Trivex: High-index Plastic 1.53-1.60/Trivex	AB	LC
	FT28 Trivex Spherical: High-index Plastic 1.53-1.60/Trivex	AB	LC
u			
Ultimate B Fixed 14 (IOT)	1.56 Mid Index Plastic: Progressive K—Plastic High-index Plastic 1.53-1.60/Trivex	KA KB	CM
	1.56 Mid Index Plastic Polarized: Progressive K—Plastic High-index Plastic 1.53-1.60/Trivex Polarized	KA KB KP	CM
	1.56 Mid Index Plastic Transitions Signature GEN 8: Progressive K—Plastic High-index Plastic 1.53-1.60/Trivex Photochromic-Plastic	KA KB PR	CM
	1.56 BluTech Indoor: Progressive K—Plastic High-index Plastic 1.53-1.60/Trivex Plastic Dyes - Solid Color (Except Pink I & II)	KA KB MN	CM
	1.56 BluTech Outdoor: Progressive K—Plastic High-index Plastic 1.53-1.60/Trivex Polarized Plastic Dyes - Solid Color (Except Pink I & II)	KA KB KP MN	CM
	1.60 High-index Plastic: Progressive K—Plastic High-index Plastic 1.53-1.60/Trivex	KA KB	CM

	1.60 High-index Plastic Polarized: Progressive K—Plastic High-index Plastic 1.53-1.60/Trivex Polarized	KA KB KP	CM
	1.60 High-index Plastic Transitions Signature GEN 8: Progressive K—Plastic High-index Plastic 1.53-1.60/Trivex Photochromic-Plastic	KA KB PR	CM
	1.67 High-index Plastic: Progressive K—Plastic High-index Plastic 1.66/1.67	KA KH	CM
	1.67 High-index Plastic Polarized: Progressive K—Plastic High-index Plastic 1.66/1.67 Polarized	KA KH KP	CM
	1.67 High-index Plastic Transitions Signature GEN 8 / XTRActive: Progressive K—Plastic High-index Plastic 1.66/1.67 Photochromic-Plastic	KA KH PR	CM
	1.67 High-index Plastic Transitions XTRActive Polarized: Progressive K—Plastic High-index Plastic 1.66/1.67 Polarized Photochromic-Plastic	KA KH KP PR	CM
	1.70 High-index Plastic: Progressive K—Plastic High-index Plastic 1.70 & Above	KA KJ	CM
	1.70 High-index Plastic Photochromic: Progressive K—Plastic High-index Plastic 1.70 & Above Photochromic-Plastic	KA KJ PR	CM
	1.74 High-index Plastic: Progressive K—Plastic High-index Plastic 1.70 & Above	KA KJ	CM
	1.74 High-index Plastic Transitions Signature GEN 8: Progressive K—Plastic High-index Plastic 1.70 & Above Photochromic-Plastic	KA KJ PR	CM
Ultimate B Fixed 15, 16, 17, 18 (IOT)	1.50 Plastic: Progressive K—Plastic	KA	CM
	1.50 Plastic Polarized: Progressive K—Plastic Polarized	KA KP	CM

	1.50 Plastic Transitions Signature GEN 8 / XTRActive: Progressive K—Plastic Photochromic-Plastic	KA PR	CM
	1.50 Plastic Transitions DriveWear: Progressive K—Plastic Polarized Photochromic-Plastic	KA KP PR	CM
	1.50 Plastic Transitions XTRActive Polarized: Progressive K—Plastic Polarized Photochromic-Plastic	KA KP PR	CM
	1.56 Mid Index Plastic: Progressive K—Plastic High-index Plastic 1.53-1.60/Trivex	KA KB	CM
	1.56 Mid Index Plastic Polarized: Progressive K—Plastic High-index Plastic 1.53-1.60/Trivex Polarized	KA KB KP	CM
	1.56 Mid Index Plastic Transitions Signature GEN 8: Progressive K—Plastic High-index Plastic 1.53-1.60/Trivex Photochromic-Plastic	KA KB PR	CM
	1.56 BluTech Indoor: Progressive K—Plastic High-index Plastic 1.53-1.60/Trivex Plastic Dyes - Solid Color (Except Pink I & II)	KA KB MN	CM
	1.56 BluTech Outdoor: Progressive K—Plastic High-index Plastic 1.53-1.60/Trivex Polarized Plastic Dyes - Solid Color (Except Pink I & II)	KA KB KP MN	CM
	1.60 High-index Plastic: Progressive K—Plastic High-index Plastic 1.53-1.60/Trivex	KA KB	CM
	1.60 High-index Plastic Polarized: Progressive K—Plastic High-index Plastic 1.53-1.60/Trivex Polarized	KA KB KP	CM
	1.60 High-index Plastic Transitions Signature GEN 8: Progressive K—Plastic High-index Plastic 1.53-1.60/Trivex Photochromic-Plastic	KA KB PR	CM
	1.67 High-index Plastic: Progressive K—Plastic High-index Plastic 1.66/1.67	KA KH	CM

	1.67 High-index Plastic Polarized:		CM
	Progressive K—Plastic	KA	
	High-index Plastic 1.66/1.67	KH	
	Polarized	KP	
	1.67 High-index Plastic Transitions Signature GEN 8 / XTRActive:		CM
	Progressive K—Plastic	KA	
	High-index Plastic 1.66/1.67	KH	
	Photochromic-Plastic	PR	
	1.70 High-index Plastic:		CM
	Progressive K—Plastic	KA	
	High-index Plastic 1.70 & Above	KJ	
	1.70 High-index Plastic Photochromic:		CM
	Progressive K—Plastic	KA	
	High-index Plastic 1.70 & Above	KJ	
	Photochromic-Plastic	PR	
	1.74 High-index Plastic:		CM
	Progressive K—Plastic	KA	
	High-index Plastic 1.70 & Above	KJ	
	1.74 High-index Plastic Transitions Signature GEN 8:		CM
	Progressive K—Plastic	KA	
	High-index Plastic 1.70 & Above	KJ	
	Photochromic-Plastic	PR	
	Polycarbonate:		CM
	Progressive K—Plastic	KA	
	Polycarbonate	KD	
	Polycarbonate Polarized:		CM
	Progressive K—Plastic	KA	
	Polycarbonate	KD	
	Polarized	KP	
	Polycarbonate Transitions Signature GEN 8 / XTRActive:		CM
	Progressive K—Plastic	KA	
	Polycarbonate	KD	
	Photochromic-Plastic	PR	
	Polycarbonate Transitions DriveWear:		CM
	Progressive K—Plastic	KA	
	Polycarbonate	KD	
	Polarized	KP	
	Photochromic-Plastic	PR	
	Polycarbonate Transitions XTRActive Polarized:		CM
	Progressive K—Plastic	KA	
	Polycarbonate	KD	
	Polarized	KP	
	Photochromic-Plastic	PR	

	Trivex: Progressive K—Plastic KA High-index Plastic 1.53-1.60/Trivex KB	CM
	Trivex Polarized: Progressive K—Plastic KA High-index Plastic 1.53-1.60/Trivex KB Polarized KP	CM
	Trivex Transitions Signature GEN 8 / XTRActive: Progressive K—Plastic KA High-index Plastic 1.53-1.60/Trivex KB Photochromic-Plastic PR	CM
Ultimate B Variable (IOT)	1.50 Plastic: Progressive K—Plastic KA	CM
	1.50 Plastic SunSync: Progressive K—Plastic KA Photochromic-Plastic PR	CM
	1.50 Plastic Polarized: Progressive K—Plastic KA Polarized KP	CM
	1.50 Plastic Transitions Signature GEN 8 / XTRActive: Progressive K—Plastic KA Photochromic-Plastic PR	CM
	1.50 Plastic Transitions XTRActive Polarized: Progressive K—Plastic KA Polarized KP Photochromic-Plastic PR	CM
	1.50 Plastic Transitions DriveWear: Progressive K—Plastic KA Polarized KP Photochromic-Plastic PR	CM
	1.56 Mid Index Plastic: Progressive K—Plastic KA High-index Plastic 1.53-1.60/Trivex KB	CM
	1.56 Mid Index Plastic Polarized: Progressive K—Plastic KA High-index Plastic 1.53-1.60/Trivex KB Polarized KP	CM
	1.56 Mid Index Plastic Transitions Signature GEN 8: Progressive K—Plastic KA High-index Plastic 1.53-1.60/Trivex KB Photochromic-Plastic PR	CM
	1.56 BluTech Indoor: Progressive K—Plastic KA High-index Plastic 1.53-1.60/Trivex KB Plastic Dyes - Solid Color (Except Pink I & II) MN	CM

	1.56 BluTech Outdoor:		CM
	Progressive K—Plastic	KA	
	High-index Plastic 1.53-1.60/Trivex	KB	
	Polarized	KP	
	Plastic Dyes - Solid Color (Except Pink I & II)	MN	
	1.60 High-index Plastic:		CM
	Progressive K—Plastic	KA	
	High-index Plastic 1.53-1.60/Trivex	KB	
	1.60 High-index Plastic Polarized:		CM
	Progressive K—Plastic	KA	
	High-index Plastic 1.53-1.60/Trivex	KB	
	Polarized	KP	
	1.60 High-index Plastic Transitions Signature GEN 8:		CM
	Progressive K—Plastic	KA	
	High-index Plastic 1.53-1.60/Trivex	KB	
	Photochromic-Plastic	PR	
	1.67 High-index Plastic:		CM
	Progressive K—Plastic	KA	
	High-index Plastic 1.66/1.67	KH	
	1.67 High-index Plastic Polarized:		CM
	Progressive K—Plastic	KA	
	High-index Plastic 1.66/1.67	KH	
	Polarized	KP	
	1.67 High-index Plastic Transitions Signature GEN 8 / XTRActive:		CM
	Progressive K—Plastic	KA	
	High-index Plastic 1.66/1.67	KH	
	Photochromic-Plastic	PR	
	1.70 High-index Plastic:		CM
	Progressive K—Plastic	KA	
	High-index Plastic 1.70 & Above	KJ	
	1.70 High-index Plastic Photochromic:		CM
	Progressive K—Plastic	KA	
	High-index Plastic 1.70 & Above	KJ	
	Photochromic-Plastic	PR	
	1.74 High-index Plastic:		CM
	Progressive K—Plastic	KA	
	High-index Plastic 1.70 & Above	KJ	
	1.74 High-index Plastic Transitions Signature GEN 8:		CM
	Progressive K—Plastic	KA	
	High-index Plastic 1.70 & Above	KJ	
	Photochromic-Plastic	PR	
	Polycarbonate:		CM
	Progressive K—Plastic	KA	
	Polycarbonate	KD	

	Polycarbonate Polarized:		CM
	Progressive K—Plastic	KA	
	Polycarbonate	KD	
	Polarized	KP	
	Polycarbonate SunSync:		CM
	Progressive K—Plastic	KA	
	Polycarbonate	KD	
	Photochromic-Plastic	PR	
	Polycarbonate Transitions Signature GEN 8 / XTRActive:		CM
	Progressive K—Plastic	KA	
	Polycarbonate	KD	
	Photochromic-Plastic	PR	
	Polycarbonate Transitions XTRActive Polarized:		CM
	Progressive K—Plastic	KA	
	Polycarbonate	KD	
	Polarized	KP	
	Photochromic-Plastic	PR	
	Polycarbonate Transitions DriveWear:		CM
	Progressive K—Plastic	KA	
	Polycarbonate	KD	
	Polarized	KP	
	Photochromic-Plastic	PR	
	Polycarbonate BluTech Outdoor w/Lab Choice AR Category D:		CM
	Progressive K—Plastic	KA	
	Polycarbonate	KD	
	Polarized	KP	
	Plastic Dyes - Solid Color (Except Pink I & II)	MN	
	Anti-Reflective Coating D	QV	
	Trivex:		CM
	Progressive K—Plastic	KA	
	High-index Plastic 1.53-1.60/Trivex	KB	
	Trivex Polarized:		CM
	Progressive K—Plastic	KA	
	High-index Plastic 1.53-1.60/Trivex	KB	
	Polarized	KP	
	Trivex SunSync:		CM
	Progressive K—Plastic	KA	
	High-index Plastic 1.53-1.60/Trivex	KB	
	Photochromic-Plastic	PR	
	Trivex Transitions Signature GEN 8 / XTRActive:		CM
	Progressive K—Plastic	KA	
	High-index Plastic 1.53-1.60/Trivex	KB	
	Photochromic-Plastic	PR	

Ultrathin 1.66 AR (Seiko)	1.67 High-index Plastic Aspheric: High-index Plastic 1.66/1.67 Anti-Reflective Coating A	AH QM	LC
Ultra Ray Coating (North American Coating Co.)	Ski Type Coating	QR	LC
UNITY HC (VSP)	Scratch Resistant Coating B	QS	
UNITY PLx 13/15/17/19 (VSP)	1.50 Plastic: Progressive F—Plastic	FA	
	1.50 Plastic SunSync / SunSync Drive XT: Progressive F—Plastic Photochromic-Plastic	FA PR	
	1.50 Plastic SunSync Elite / SunSync Elite XT: Progressive F—Plastic Photochromic-Plastic	FA PR	
	1.50 Plastic PhotoFusion: Progressive F—Plastic Photochromic-Plastic	FA PR	
	1.50 Plastic Polarized: Progressive F—Plastic Polarized	FA FP	
	1.50 Plastic Transitions Signature GEN 8 / XTRActive: Progressive F—Plastic Photochromic-Plastic	FA PR	
	1.50 Plastic Transitions DriveWear / XTRActive Polarized: Progressive F—Plastic Polarized Photochromic-Plastic	FA FP PR	
	1.50 Plastic Sensity: Progressive F—Plastic Photochromic-Plastic	FA PR	
	1.56 BluTech Indoor: Progressive F—Plastic High-index Plastic 1.53-1.60/Trivex Plastic Dyes - Solid Color (Except Pink I & II)	FA FB MN	
	1.56 BluTech Outdoor: Progressive F—Plastic High-index Plastic 1.53-1.60/Trivex Polarized Plastic Dyes - Solid Color (Except Pink I & II)	FA FB FP MN	
	1.60 High-index Plastic: Progressive F—Plastic High-index Plastic 1.53-1.60/Trivex	FA FB	

	1.60 High-index Plastic Polarized:	
	Progressive F—Plastic	FA
	High-index Plastic 1.53-1.60/Trivex Polarized	FB FP
	1.60 High-index Plastic Transitions Signature GEN 8:	
	Progressive F—Plastic	FA
	High-index Plastic 1.53-1.60/Trivex Photochromic-Plastic	FB PR
	1.67 High-index Plastic:	
	Progressive F—Plastic	FA
	High-index Plastic 1.66/1.67	FH
	1.67 High-index Plastic PhotoFusion:	
	Progressive F—Plastic	FA
	High-index Plastic 1.66/1.67 Photochromic-Plastic	FH PR
	1.67 High-index Plastic Polarized:	
	Progressive F—Plastic	FA
	High-index Plastic 1.66/1.67 Polarized	FH FP
	1.67 High-index Plastic Transitions XTRActive Polarized:	
	Progressive F—Plastic	FA
	High-index Plastic 1.66/1.67 Polarized	FH FP
	Photochromic-Plastic	PR
	1.67 High-index Plastic SunSync / SunSync Drive XT:	
	Progressive F—Plastic	FA
	High-index Plastic 1.66/1.67 Photochromic-Plastic	FH PR
	1.67 High-index Plastic SunSync Elite / SunSync Elite XT:	
	Progressive F—Plastic	FA
	High-index Plastic 1.66/1.67 Photochromic-Plastic	FH PR
	1.67 High-index Plastic Transitions Signature GEN 8 / XTRActive:	
	Progressive F—Plastic	FA
	High-index Plastic 1.66/1.67 Photochromic-Plastic	FH PR
	1.67 High-index Plastic Sensity:	
	Progressive F—Plastic	FA
	High-index Plastic 1.66/1.67 Photochromic-Plastic	FH PR
	1.74 High-index Plastic:	
	Progressive F—Plastic	FA
	High-index Plastic 1.70 & Above	FJ

Polycarbonate:	Progressive F—Plastic	FA
	Polycarbonate	FD
Polycarbonate PhotoFusion:	Progressive F—Plastic	FA
	Polycarbonate	FD
	Photochromic-Plastic	PR
Polycarbonate Polarized:	Progressive F—Plastic	FA
	Polycarbonate	FD
	Polarized	FP
Polycarbonate SunSync / SunSync Drive XT:	Progressive F—Plastic	FA
	Polycarbonate	FD
	Photochromic-Plastic	PR
Polycarbonate SunSync Elite / SunSync Elite XT:	Progressive F—Plastic	FA
	Polycarbonate	FD
	Photochromic-Plastic	PR
Polycarbonate Transitions Signature GEN 8 / XTRActive:	Progressive F—Plastic	FA
	Polycarbonate	FD
	Photochromic-Plastic	PR
Polycarbonate Transitions DriveWear / XTRActive Polarized:	Progressive F—Plastic	FA
	Polycarbonate	FD
	Polarized	FP
	Photochromic-Plastic	PR
Polycarbonate Sensity:	Progressive F—Plastic	FA
	Polycarbonate	FD
	Photochromic-Plastic	PR
Trivex:	Progressive F—Plastic	FA
	High-index Plastic 1.53-1.60/Trivex	FB
Trivex Polarized:	Progressive F—Plastic	FA
	High-index Plastic 1.53-1.60/Trivex	FB
	Polarized	FP
Trivex SunSync / SunSync Drive XT / SunSync Elite:	Progressive F—Plastic	FA
	High-index Plastic 1.53-1.60/Trivex	FB
	Photochromic-Plastic	PR

	Trivex Transitions Signature GEN 8 / XTRActive: Progressive F—Plastic FA High-index Plastic 1.53-1.60/Trivex FB Photochromic-Plastic PR	
	Trivex Sensity: Progressive F—Plastic FA High-index Plastic 1.53-1.60/Trivex FB Photochromic-Plastic PR	
UNITY PLxtra 12/14/16/18/20 (VSP)	1.50 Plastic: Progressive O—Plastic OA	CM
	1.50 Plastic Polarized: Progressive O—Plastic Polarized OA OP	CM
	1.50 Plastic SunSync / SunSync Drive XT: Progressive O—Plastic OA Photochromic-Plastic PR	CM
	1.50 Plastic SunSync Elite / SunSync Elite XT: Progressive O—Plastic OA Photochromic-Plastic PR	CM
	1.50 Plastic Transitions Signature GEN 8 / XTRActive: Progressive O—Plastic OA Photochromic-Plastic PR	CM
	1.50 Plastic Transitions DriveWear / XTRActive Polarized: Progressive O—Plastic Polarized OA OP Photochromic-Plastic PR	CM
	1.50 Plastic PhotoFusion: Progressive O—Plastic OA Photochromic-Plastic PR	CM
	1.50 Plastic Sensity: Progressive O—Plastic OA Photochromic-Plastic PR	CM
	1.56 BluTech Indoor: Progressive O—Plastic OA High-index Plastic 1.53-1.60/Trivex OB Plastic Dyes - Solid Color (Except Pink I & II) MN	CM
	1.56 BluTech Outdoor: Progressive O—Plastic OA High-index Plastic 1.53-1.60/Trivex OB Polarized OP Plastic Dyes - Solid Color (Except Pink I & II) MN	CM
	1.60 High-index Plastic: Progressive O—Plastic OA High-index Plastic 1.53-1.60/Trivex OB	CM

	1.60 High-index Plastic Polarized:		CM
	Progressive O—Plastic	OA	
	High-index Plastic 1.53-1.60/Trivex Polarized	OB OP	
	1.60 High-index Plastic Transitions Signature GEN 8:		CM
	Progressive O—Plastic	OA	
	High-index Plastic 1.53-1.60/Trivex Photochromic-Plastic	OB PR	
	1.67 High-index Plastic:		CM
	Progressive O—Plastic	OA	
	High-index Plastic 1.66/1.67	OH	
	1.67 High-index Plastic Polarized:		CM
	Progressive O—Plastic	OA	
	High-index Plastic 1.66/1.67 Polarized	OH OP	
	1.67 High-index Plastic Transitions XTRActive Polarized:		CM
	Progressive O—Plastic	OA	
	High-index Plastic 1.66/1.67 Polarized	OH OP	
	Photochromic-Plastic	PR	
	1.67 High-index Plastic SunSync / SunSync Drive XT:		CM
	Progressive O—Plastic	OA	
	High-index Plastic 1.66/1.67 Photochromic-Plastic	OH PR	
	1.67 High-index Plastic SunSync Elite / SunSync Elite XT:		CM
	Progressive O—Plastic	OA	
	High-index Plastic 1.66/1.67 Photochromic-Plastic	OH PR	
	1.67 High-index Plastic Transitions Signature GEN 8 / XTRActive:		CM
	Progressive O—Plastic	OA	
	High-index Plastic 1.66/1.67 Photochromic-Plastic	OH PR	
	1.67 High-index Plastic PhotoFusion:		CM
	Progressive O—Plastic	OA	
	High-index Plastic 1.66/1.67 Photochromic-Plastic	OH PR	
	1.67 High-index Plastic Sensity:		CM
	Progressive O—Plastic	OA	
	High-index Plastic 1.66/1.67 Photochromic-Plastic	OH PR	
	1.74 High-index Plastic:		CM
	Progressive O—Plastic	OA	
	High-index Plastic 1.70 & Above	OJ	

	Polycarbonate: Progressive O—Plastic Polycarbonate	OA OD	CM
	Polycarbonate Polarized: Progressive O—Plastic Polycarbonate Polarized	OA OD OP	CM
	Polycarbonate SunSync / SunSync Drive XT: Progressive O—Plastic Polycarbonate Photochromic-Plastic	OA OD PR	CM
	Polycarbonate SunSync Elite / SunSync Elite XT: Progressive O—Plastic Polycarbonate Photochromic-Plastic	OA OD PR	CM
	Polycarbonate Transitions Signature GEN 8 / XTRActive: Progressive O—Plastic Polycarbonate Photochromic-Plastic	OA OD PR	CM
	Polycarbonate Transitions DriveWear / XTRActive Polarized: Progressive O—Plastic Polycarbonate Polarized Photochromic-Plastic	OA OD OP PR	CM
	Polycarbonate PhotoFusion: Progressive O—Plastic Polycarbonate Photochromic-Plastic	OA OD PR	CM
	Polycarbonate Sensity: Progressive O—Plastic Polycarbonate Photochromic-Plastic	OA OD PR	CM
	Trivex: Progressive O—Plastic High-index Plastic 1.53-1.60/Trivex	OA OB	CM
	Trivex Polarized: Progressive O—Plastic High-index Plastic 1.53-1.60/Trivex Polarized	OA OB OP	CM
	Trivex SunSync / SunSync Drive XT / SunSync Elite: Progressive O—Plastic High-index Plastic 1.53-1.60/Trivex Photochromic-Plastic	OA OB PR	CM

	Trivex Transitions Signature GEN 8 / XTRActive: Progressive O—Plastic OA High-index Plastic 1.53-1.60/Trivex OB Photochromic-Plastic PR	CM
	Trivex Sensity: Progressive O—Plastic OA High-index Plastic 1.53-1.60/Trivex OB Photochromic-Plastic PR	CM
UNITY PLxtreme 15/18 (VSP)	1.50 Plastic: Progressive O—Plastic OA	CM
	1.50 Plastic Polarized: Progressive O—Plastic OA Polarized OP	CM
	1.50 Plastic SunSync / SunSync Drive XT: Progressive O—Plastic OA Photochromic-Plastic PR	CM
	1.50 Plastic SunSync Elite / SunSync Elite XT: Progressive O—Plastic OA Photochromic-Plastic PR	CM
	1.50 Plastic Transitions Signature GEN 8 / XTRActive: Progressive O—Plastic OA Photochromic-Plastic PR	CM
	1.50 Plastic Transitions DriveWear / XTRActive Polarized: Progressive O—Plastic OA Polarized OP Photochromic-Plastic PR	CM
	1.50 Plastic PhotoFusion: Progressive O—Plastic OA Photochromic-Plastic PR	CM
	1.50 Plastic Sensity: Progressive O—Plastic OA Photochromic-Plastic PR	CM
	1.56 BluTech Indoor: Progressive O—Plastic OA High-index Plastic 1.53-1.60/Trivex OB Plastic Dyes - Solid Color (Except Pink I & II) MN	CM
	1.56 BluTech Outdoor: Progressive O—Plastic OA High-index Plastic 1.53-1.60/Trivex OB Polarized OP Plastic Dyes - Solid Color (Except Pink I & II) MN	CM
	1.60 High-index Plastic: Progressive O—Plastic OA High-index Plastic 1.53-1.60/Trivex OB	CM

	1.60 High-index Plastic Polarized:		CM
	Progressive O—Plastic	OA	
	High-index Plastic 1.53-1.60/Trivex Polarized	OB OP	
	1.60 High-index Plastic Transitions Signature GEN 8:		CM
	Progressive O—Plastic	OA	
	High-index Plastic 1.53-1.60/Trivex Photochromic-Plastic	OB PR	
	1.67 High-index Plastic:		CM
	Progressive O—Plastic	OA	
	High-index Plastic 1.66/1.67	OH	
	1.67 High-index Plastic Polarized:		CM
	Progressive O—Plastic	OA	
	High-index Plastic 1.66/1.67 Polarized	OH OP	
	1.67 High-index Plastic Transitions XTRActive Polarized:		CM
	Progressive O—Plastic	OA	
	High-index Plastic 1.66/1.67 Polarized	OH OP	
	Photochromic-Plastic	PR	
	1.67 High-index Plastic SunSync / SunSync Drive XT:		CM
	Progressive O—Plastic	OA	
	High-index Plastic 1.66/1.67 Photochromic-Plastic	OH PR	
	1.67 High-index Plastic SunSync Elite / SunSync Elite XT:		CM
	Progressive O—Plastic	OA	
	High-index Plastic 1.66/1.67 Photochromic-Plastic	OH PR	
	1.67 High-index Plastic Transitions Signature GEN 8 / XTRActive:		CM
	Progressive O—Plastic	OA	
	High-index Plastic 1.66/1.67 Photochromic-Plastic	OH PR	
	1.67 High-index Plastic PhotoFusion:		CM
	Progressive O—Plastic	OA	
	High-index Plastic 1.66/1.67 Photochromic-Plastic	OH PR	
	1.67 High-index Plastic Sensity:		CM
	Progressive O—Plastic	OA	
	High-index Plastic 1.66/1.67 Photochromic-Plastic	OH PR	
	Polycarbonate:		CM
	Progressive O—Plastic	OA	
	Polycarbonate	OD	

	Polycarbonate Polarized:		CM
	Progressive O—Plastic	OA	
	Polycarbonate	OD	
	Polarized	OP	
	Polycarbonate SunSync / SunSync Drive XT:		CM
	Progressive O—Plastic	OA	
	Polycarbonate	OD	
	Photochromic-Plastic	PR	
	Polycarbonate SunSync Elite / SunSync Elite XT:		CM
	Progressive O—Plastic	OA	
	Polycarbonate	OD	
	Photochromic-Plastic	PR	
	Polycarbonate Transitions Signature GEN 8 / XTRActive:		CM
	Progressive O—Plastic	OA	
	Polycarbonate	OD	
	Photochromic-Plastic	PR	
	Polycarbonate Transitions DriveWear / XTRActive Polarized:		CM
	Progressive O—Plastic	OA	
	Polycarbonate	OD	
	Polarized	OP	
	Photochromic-Plastic	PR	
	Polycarbonate PhotoFusion:		CM
	Progressive O—Plastic	OA	
	Polycarbonate	OD	
	Photochromic-Plastic	PR	
	Polycarbonate Sensity:		CM
	Progressive O—Plastic	OA	
	Polycarbonate	OD	
	Photochromic-Plastic	PR	
	Trivex:		CM
	Progressive O—Plastic	OA	
	High-index Plastic 1.53-1.60/Trivex	OB	
	Trivex Polarized:		CM
	Progressive O—Plastic	OA	
	High-index Plastic 1.53-1.60/Trivex	OB	
	Polarized	OP	
	Trivex SunSync / SunSync Drive XT / SunSync Elite:		CM
	Progressive O—Plastic	OA	
	High-index Plastic 1.53-1.60/Trivex	OB	
	Photochromic-Plastic	PR	

	Trivex Transitions Signature GEN 8 / XTRActive: Progressive O—Plastic OA High-index Plastic 1.53-1.60/Trivex OB Photochromic-Plastic PR	CM
	Trivex Sensity: Progressive O—Plastic OA High-index Plastic 1.53-1.60/Trivex OB Photochromic-Plastic PR	CM
Unity Relieve 50/70 (VSP)	Digital 1.50 Plastic: Digital Aspheric - Plastic BA Technical Add-On A TA	
	Digital 1.50 Plastic Polarized: Digital Aspheric - Plastic BA Polarized - Plastic DA Technical Add-On A TA	
	Digital 1.50 Plastic SunSync / SunSync Drive XT: Digital Aspheric - Plastic BA Photochromic-Plastic PR Technical Add-On A TA	
	Digital 1.50 Plastic SunSync Elite / SunSync Elite XT: Digital Aspheric - Plastic BA Photochromic-Plastic PR Technical Add-On A TA	
	Digital 1.60 High-index Plastic: Digital Aspheric - Plastic BA High-index Plastic 1.53-1.60/Trivex BB Technical Add-On A TA	
	Digital 1.60 High-index Plastic Polarized: Digital Aspheric - Plastic BA Polarized – Plastic DA High-index Plastic 1.53-1.60/Trivex DB Technical Add-On A TA	
	Digital 1.67 High-index Plastic: Digital Aspheric - Plastic BA High-index Plastic 1.66/1.67 BH Technical Add-On A TA	
	Digital 1.67 High-index Plastic Polarized: Digital Aspheric - Plastic BA Polarized - Plastic DA Polarized - High-index Plastic 1.66/1.67 DH Technical Add-On A TA	

	Digital 1.67 High-index Plastic SunSync / SunSync Drive XT:	
	Digital Aspheric - Plastic	BA
	High-index Plastic 1.66/1.67	BH
	Photochromic-Plastic	PR
	Technical Add-On A	TA
	Digital 1.67 High-index Plastic SunSync Elite / SunSync Elite XT:	
	Digital Aspheric - Plastic	BA
	High-index Plastic 1.66/1.67	BH
	Photochromic-Plastic	PR
	Technical Add-On A	TA
	Digital 1.74 High-index Plastic:	
	Digital Aspheric - Plastic	BA
	High-index Plastic 1.70 & Above	BJ
	Technical Add-On A	TA
	Digital Polycarbonate:	
	Digital Aspheric – Plastic	BA
	Digital Aspheric – Polycarbonate	BD
	Technical Add-On A	TA
	Digital Polycarbonate Polarized:	
	Digital Aspheric - Plastic	BA
	Polarized – Plastic	DA
	Polarized Polycarbonate	DD
	Technical Add-On A	TA
	Digital Polycarbonate SunSync / SunSync Drive XT:	
	Digital Aspheric – Plastic	BA
	Digital Aspheric - Polycarbonate	BD
	Photochromic-Plastic	PR
	Technical Add-On A	TA
	Digital Polycarbonate SunSync Elite / SunSync Elite XT:	
	Digital Aspheric – Plastic	BA
	Digital Aspheric - Polycarbonate	BD
	Photochromic-Plastic	PR
	Technical Add-On A	TA
	Digital Trivex:	
	Digital Aspheric - Plastic	BA
	High-index Plastic 1.53-1.60/Trivex	BB
	Technical Add-On A	TA
	Digital Trivex:	
	Digital Aspheric - Plastic	BA
	Polarized - Plastic	DA
	High-index Plastic 1.53-1.60/Trivex	DB
	Technical Add-On A	TA

	Digital Trivex SunSync / SunSync Drive XT / SunSync Elite: Digital Aspheric - Plastic BA High-index Plastic 1.53-1.60/Trivex BB Photochromic-Plastic PR Technical Add-On A TA
UNITY SVx (VSP)	Digital 1.50 Plastic: Digital Aspheric - Plastic BA
	Digital 1.50 Plastic Polarized: Digital Aspheric - Plastic BA Polarized - Plastic DA
	Digital 1.50 Plastic SunSync / SunSync Drive XT: Digital Aspheric - Plastic BA Photochromic-Plastic PR
	Digital 1.50 Plastic SunSync Elite / SunSync Elite XT: Digital Aspheric - Plastic BA Photochromic-Plastic PR
	Digital 1.50 Plastic Transitions Signature GEN 8 / XTRActive: Digital Aspheric - Plastic BA Photochromic-Plastic PR
	Digital 1.50 Plastic Transitions DriveWear / XTRActive Polarized: Digital Aspheric - Plastic BA Polarized - Plastic DA Photochromic-Plastic PR
	Digital 1.50 Plastic PhotoFusion: Digital Aspheric - Plastic BA Photochromic-Plastic PR
	Digital 1.50 Plastic Sensity: Digital Aspheric - Plastic BA Photochromic-Plastic PR
	Digital 1.56 BluTech Indoor: Digital Aspheric - Plastic BA High-index Plastic 1.53-1.60/Trivex BB Plastic Dyes - Solid Color (Except Pink I & II) MN
	Digital 1.56 BluTech Outdoor: Digital Aspheric - Plastic BA Polarized - Plastic DA High-index Plastic 1.53-1.60/Trivex DB Plastic Dyes - Solid Color (Except Pink I & II) MN
	Digital 1.60 High-index Plastic: Digital Aspheric - Plastic BA High-index Plastic 1.53-1.60/Trivex BB

	Digital 1.60 High-index Plastic Polarized:	
	Digital Aspheric - Plastic	BA
	Polarized - Plastic	DA
	High-index Plastic 1.53-1.60/Trivex	DB
	Digital 1.60 High-index Plastic Transitions Signature Gen 8:	
	Digital Aspheric - Plastic	BA
	High-index Plastic 1.53-1.60/Trivex	BB
	Photochromic-Plastic	PR
	Digital 1.67 High-index Plastic:	
	Digital Aspheric - Plastic	BA
	High-index Plastic 1.66/1.67	BH
	Digital 1.67 High-index Plastic Polarized:	
	Digital Aspheric - Plastic	BA
	Polarized - Plastic	DA
	Polarized - High-index Plastic 1.66/1.67	DH
	Digital 1.67 High-index Plastic Transitions XTRActive Polarized:	
	Digital Aspheric - Plastic	BA
	Polarized - Plastic	DA
	Polarized - High-index Plastic 1.66/1.67	DH
	Photochromic-Plastic	PR
	Digital 1.67 High-index Plastic SunSync / SunSync Drive XT:	
	Digital Aspheric - Plastic	BA
	High-index Plastic 1.66/1.67	BH
	Photochromic-Plastic	PR
	Digital 1.67 High-index Plastic SunSync Elite / SunSync Elite XT:	
	Digital Aspheric - Plastic	BA
	High-index Plastic 1.66/1.67	BH
	Photochromic-Plastic	PR
	Digital 1.67 High-index Plastic Transitions Signature GEN 8 / XTRActive:	
	Digital Aspheric - Plastic	BA
	High-index Plastic 1.66/1.67	BH
	Photochromic-Plastic	PR
	Digital 1.67 High-index Plastic PhotoFusion:	
	Digital Aspheric - Plastic	BA
	High-index Plastic 1.66/1.67	BH
	Photochromic-Plastic	PR
	Digital 1.67 High-index Plastic Sensity:	
	Digital Aspheric - Plastic	BA
	High-index Plastic 1.66/1.67	BH
	Photochromic-Plastic	PR
	Digital 1.74 High-index Plastic:	
	Digital Aspheric - Plastic	BA
	High-index Plastic 1.70 & Above	BJ

Digital Polycarbonate:	
Digital Aspheric – Plastic	BA
Digital Aspheric - Polycarbonate	BD
Digital Polycarbonate Polarized:	
Digital Aspheric - Plastic	BA
Polarized – Plastic	DA
Polarized Polycarbonate	DD
Digital Polycarbonate SunSync / SunSync Drive XT:	
Digital Aspheric – Plastic	BA
Digital Aspheric - Polycarbonate	BD
Photochromic-Plastic	PR
Digital Polycarbonate SunSync Elite / SunSync Elite XT:	
Digital Aspheric – Plastic	BA
Digital Aspheric - Polycarbonate	BD
Photochromic-Plastic	PR
Digital Polycarbonate Transitions Signature GEN 8 / XTRActive:	
Digital Aspheric – Plastic	BA
Digital Aspheric - Polycarbonate	BD
Photochromic-Plastic	PR
Digital Polycarbonate Transitions DriveWear / XTRActive Polarized:	
Digital Aspheric - Plastic	BA
Polarized – Plastic	DA
Polarized Polycarbonate	DD
Photochromic-Plastic	PR
Digital Polycarbonate PhotoFusion:	
Digital Aspheric – Plastic	BA
Digital Aspheric - Polycarbonate	BD
Photochromic-Plastic	PR
Digital Polycarbonate Sensity:	
Digital Aspheric – Plastic	BA
Digital Aspheric - Polycarbonate	BD
Photochromic-Plastic	PR
Digital Trivex:	
Digital Aspheric - Plastic	BA
High-index Plastic 1.53-1.60/Trivex	BB
Digital Trivex Polarized:	
Digital Aspheric - Plastic	BA
Polarized - Plastic	DA
High-index Plastic 1.53-1.60/Trivex	DB
Digital Trivex SunSync / SunSync Drive XT / SunSync Elite:	
Digital Aspheric - Plastic	BA
High-index Plastic 1.53-1.60/Trivex	BB
Photochromic-Plastic	PR

	Digital Trivex Transitions Signature GEN 8 / XTRActive: Digital Aspheric - Plastic BA High-index Plastic 1.53-1.60/Trivex BB Photochromic-Plastic PR
	Digital Trivex Transitions Vantage: Digital Aspheric - Plastic BA Polarized - Plastic DA High-index Plastic 1.53-1.60/Trivex DB Photochromic-Plastic PR
	Digital Trivex Sensity: Digital Aspheric - Plastic BA High-index Plastic 1.53-1.60/Trivex BB Photochromic-Plastic PR
UNITY SVxtra (VSP)	Digital 1.50 Plastic: Digital Aspheric - Plastic BA
	Digital 1.50 Plastic Polarized: Digital Aspheric - Plastic BA Polarized - Plastic DA
	Digital 1.50 Plastic SunSync / SunSync Drive XT: Digital Aspheric - Plastic BA Photochromic-Plastic PR
	Digital 1.50 Plastic SunSync Elite / SunSync Elite XT: Digital Aspheric - Plastic BA Photochromic-Plastic PR
	Digital 1.50 Plastic Transitions Signature GEN 8 / XTRActive: Digital Aspheric - Plastic BA Photochromic-Plastic PR
	Digital 1.50 Plastic Transitions DriveWear / XTRActive Polarized: Digital Aspheric - Plastic BA Polarized - Plastic DA Photochromic-Plastic PR
	Digital 1.50 Plastic PhotoFusion: Digital Aspheric - Plastic BA Photochromic-Plastic PR
	Digital 1.50 Plastic Sensity: Digital Aspheric - Plastic BA Photochromic-Plastic PR
	Digital 1.56 BluTech Indoor: Digital Aspheric - Plastic BA High-index Plastic 1.53-1.60/Trivex BB Plastic Dyes - Solid Color (Except Pink I & II) MN

	Digital 1.56 BluTech Outdoor:	
	Digital Aspheric - Plastic	BA
	Polarized - Plastic	DA
	High-index Plastic 1.53-1.60/Trivex	DB
	Plastic Dyes - Solid Color (Except Pink I & II)	MN
	Digital 1.60 High-index Plastic:	
	Digital Aspheric - Plastic	BA
	High-index Plastic 1.53-1.60/Trivex	BB
	Digital 1.60 High-index Plastic Polarized:	
	Digital Aspheric - Plastic	BA
	Polarized - Plastic	DA
	High-index Plastic 1.53-1.60/Trivex	DB
	Digital 1.60 High-index Plastic Transitions Signature GEN 8:	
	Digital Aspheric - Plastic	BA
	High-index Plastic 1.53-1.60/Trivex	BB
	Photochromic-Plastic	PR
	Digital 1.67 High-index Plastic:	
	Digital Aspheric - Plastic	BA
	High-index Plastic 1.66/1.67	BH
	Digital 1.67 High-index Plastic Polarized:	
	Digital Aspheric - Plastic	BA
	Polarized - Plastic	DA
	Polarized - High-index Plastic 1.66/1.67	DH
	Digital 1.67 High-index Plastic Transitions XTRActive Polarized:	
	Digital Aspheric - Plastic	BA
	Polarized - Plastic	DA
	Polarized - High-index Plastic 1.66/1.67	DH
	Photochromic-Plastic	PR
	Digital 1.67 High-index Plastic SunSync / SunSync Drive XT:	
	Digital Aspheric - Plastic	BA
	High-index Plastic 1.66/1.67	BH
	Photochromic-Plastic	PR
	Digital 1.67 High-index Plastic SunSync Elite / SunSync Elite XT:	
	Digital Aspheric - Plastic	BA
	High-index Plastic 1.66/1.67	BH
	Photochromic-Plastic	PR
	Digital 1.67 High-index Plastic Transitions Signature GEN 8 / XTRActive:	
	Digital Aspheric - Plastic	BA
	High-index Plastic 1.66/1.67	BH
	Photochromic-Plastic	PR

	Digital 1.67 High-index Plastic PhotoFusion: Digital Aspheric - Plastic BA High-index Plastic 1.66/1.67 BH Photochromic-Plastic PR
	Digital 1.67 High-index Plastic Sensity: Digital Aspheric - Plastic BA High-index Plastic 1.66/1.67 BH Photochromic-Plastic PR
	Digital 1.74 High-index Plastic: Digital Aspheric - Plastic BA High-index Plastic 1.70 & Above BJ
	Digital Polycarbonate: Digital Aspheric – Plastic BA Digital Aspheric - Polycarbonate BD
	Digital Polycarbonate Polarized: Digital Aspheric - Plastic BA Polarized – Plastic DA Polarized Polycarbonate DD
	Digital Polycarbonate SunSync / SunSync Drive XT: Digital Aspheric – Plastic BA Digital Aspheric - Polycarbonate BD Photochromic-Plastic PR
	Digital Polycarbonate SunSync Elite / SunSync Elite XT: Digital Aspheric – Plastic BA Digital Aspheric - Polycarbonate BD Photochromic-Plastic PR
	Digital Polycarbonate Transitions Signature GEN 8 / XTRActive: Digital Aspheric – Plastic BA Digital Aspheric - Polycarbonate BD Photochromic-Plastic PR
	Digital Polycarbonate Transitions DriveWear / XTRActive Polarized: Digital Aspheric - Plastic BA Polarized – Plastic DA Polarized Polycarbonate DD Photochromic-Plastic PR
	Digital Polycarbonate PhotoFusion: Digital Aspheric – Plastic BA Digital Aspheric - Polycarbonate BD Photochromic-Plastic PR
	Digital Polycarbonate Sensity: Digital Aspheric – Plastic BA Digital Aspheric - Polycarbonate BD Photochromic-Plastic PR

	Digital Trivex: Digital Aspheric - Plastic BA High-index Plastic 1.53-1.60/Trivex BB
	Digital Trivex Polarized: Digital Aspheric - Plastic BA Polarized - Plastic DA High-index Plastic 1.53-1.60/Trivex DB
	Digital Trivex SunSync / SunSync Drive XT / SunSync Elite: Digital Aspheric - Plastic BA High-index Plastic 1.53-1.60/Trivex BB Photochromic-Plastic PR
	Digital Trivex Transitions Signature GEN 8 / XTRActive: Digital Aspheric - Plastic BA High-index Plastic 1.53-1.60/Trivex BB Photochromic-Plastic PR
	Digital Trivex Transitions Vantage: Digital Aspheric - Plastic BA Polarized - Plastic DA High-index Plastic 1.53-1.60/Trivex DB Photochromic-Plastic PR
	Digital Trivex Sensity: Digital Aspheric - Plastic BA High-index Plastic 1.53-1.60/Trivex BB Photochromic-Plastic PR
	UNITY SVxtreme (VSP)
Digital 1.50 Plastic: Digital Aspheric - Plastic BA	
Digital 1.50 Plastic Polarized: Digital Aspheric - Plastic BA Polarized - Plastic DA	
Digital 1.50 Plastic SunSync/ SunSync Drive XT: Digital Aspheric - Plastic BA Photochromic-Plastic PR	
Digital 1.50 Plastic SunSync Elite / SunSync Elite XT: Digital Aspheric - Plastic BA Photochromic-Plastic PR	
Digital 1.50 Plastic Transitions Signature GEN 8 / XTRActive: Digital Aspheric - Plastic BA Photochromic-Plastic PR	
Digital 1.50 Plastic Transitions DriveWear / XTRActive Polarized: Digital Aspheric - Plastic BA Polarized - Plastic DA Photochromic-Plastic PR	

	Digital 1.50 Plastic PhotoFusion:	
	Digital Aspheric - Plastic	BA
	Photochromic-Plastic	PR
	Digital 1.50 Plastic Sensity:	
	Digital Aspheric - Plastic	BA
	Photochromic-Plastic	PR
	Digital 1.56 BluTech Indoor:	
	Digital Aspheric - Plastic	BA
	High-index Plastic 1.53-1.60/Trivex	BB
	Plastic Dyes - Solid Color (Except Pink I & II)	MN
	Digital 1.56 BluTech Outdoor:	
	Digital Aspheric - Plastic	BA
	Polarized - Plastic	DA
	High-index Plastic 1.53-1.60/Trivex	DB
	Plastic Dyes - Solid Color (Except Pink I & II)	MN
Digital 1.60 High-index Plastic:		
Digital Aspheric - Plastic	BA	
High-index Plastic 1.53-1.60/Trivex	BB	
Digital 1.60 High-index Plastic Polarized:		
Digital Aspheric - Plastic	BA	
Polarized - Plastic	DA	
High-index Plastic 1.53-1.60/Trivex	DB	
Digital 1.60 High-index Plastic Transitions Signature GEN 8:		
Digital Aspheric - Plastic	BA	
High-index Plastic 1.53-1.60/Trivex	BB	
Photochromic-Plastic	PR	
Digital 1.67 High-index Plastic:		
Digital Aspheric - Plastic	BA	
High-index Plastic 1.66/1.67	BH	
Digital 1.67 High-index Plastic Polarized:		
Digital Aspheric - Plastic	BA	
Polarized - Plastic	DA	
Polarized - High-index Plastic 1.66/1.67	DH	
Digital 1.67 High-index Plastic Transitions XTRActive Polarized:		
Digital Aspheric - Plastic	BA	
Polarized - Plastic	DA	
Polarized - High-index Plastic 1.66/1.67	DH	
Photochromic-Plastic	PR	
Digital 1.67 High-index Plastic SunSync / SunSync Drive XT:		
Digital Aspheric - Plastic	BA	
High-index Plastic 1.66/1.67	BH	
Photochromic-Plastic	PR	

	Digital 1.67 High-index Plastic SunSync Elite /SunSync Elite XT: Digital Aspheric - Plastic BA High-index Plastic 1.66/1.67 BH Photochromic-Plastic PR
	Digital 1.67 High-index Plastic PhotoFusion: Digital Aspheric - Plastic BA High-index Plastic 1.66/1.67 BH Photochromic-Plastic PR
	Digital 1.67 High-index Plastic Sensity: Digital Aspheric - Plastic BA High-index Plastic 1.66/1.67 BH Photochromic-Plastic PR
	Digital 1.67 High-index Plastic Transition Signature GEN 8 / XTRActive: Digital Aspheric - Plastic BA High-index Plastic 1.66/1.67 BH Photochromic-Plastic PR
	Digital Polycarbonate: Digital Aspheric – Plastic BA Digital Aspheric - Polycarbonate BD
	Digital Polycarbonate Polarized: Digital Aspheric - Plastic BA Polarized – Plastic DA Polarized Polycarbonate DD
	Digital Polycarbonate SunSync / SunSync Drive XT: Digital Aspheric – Plastic BA Digital Aspheric - Polycarbonate BD Photochromic-Plastic PR
	Digital Polycarbonate SunSync Elite / SunSync Elite XT: Digital Aspheric – Plastic BA Digital Aspheric - Polycarbonate BD Photochromic-Plastic PR
	Digital Polycarbonate Transitions Signature GEN 8 / XTRActive: Digital Aspheric – Plastic BA Digital Aspheric - Polycarbonate BD Photochromic-Plastic PR
	Digital Polycarbonate PhotoFusion: Digital Aspheric – Plastic BA Digital Aspheric - Polycarbonate BD Photochromic-Plastic PR
	Digital Polycarbonate Sensity: Digital Aspheric – Plastic BA Digital Aspheric - Polycarbonate BD Photochromic-Plastic PR

	Digital Polycarbonate Transitions DriveWear / XTRActive Polarized: Digital Aspheric - Plastic BA Polarized - Plastic DA Polarized Polycarbonate DD Photochromic-Plastic PR
	Digital Trivex: Digital Aspheric - Plastic BA High-index Plastic 1.53-1.60/Trivex BB
	Digital Trivex Polarized: Digital Aspheric - Plastic BA Polarized - Plastic DA High-index Plastic 1.53-1.60/Trivex DB
	Digital Trivex SunSync / SunSync Drive XT / SunSync Elite: Digital Aspheric - Plastic BA High-index Plastic 1.53-1.60/Trivex BB Photochromic-Plastic PR
	Digital Trivex Transitions Signature GEN 8 / XTRActive: Digital Aspheric - Plastic BA High-index Plastic 1.53-1.60/Trivex BB Photochromic-Plastic PR
	Digital Trivex Transitions Vantage: Digital Aspheric - Plastic BA Polarized - Plastic DA High-index Plastic 1.53-1.60/Trivex DB Photochromic-Plastic PR
	Digital Trivex Sensity: Digital Aspheric - Plastic BA High-index Plastic 1.53-1.60/Trivex BB Photochromic-Plastic PR
UNITY Via (VSP)	1.50 Plastic: Progressive F—Plastic FA
	1.50 Plastic SunSync/ SunSync Drive XT: Progressive F—Plastic FA Photochromic-Plastic PR
	1.50 Plastic SunSync Elite / SunSync Elite XT: Progressive F—Plastic FA Photochromic-Plastic PR
	1.50 Plastic PhotoFusion: Progressive F—Plastic FA Photochromic-Plastic PR
	1.50 Plastic Polarized: Progressive F—Plastic FA Polarized FP

	1.50 Plastic Transitions Signature GEN 8 / XTRActive: Progressive F—Plastic FA Photochromic-Plastic PR
	1.50 Plastic Transitions DriveWear / XTRActive Polarized: Progressive F—Plastic FA Polarized FP Photochromic-Plastic PR
	1.50 Plastic Sensity: Progressive F—Plastic FA Photochromic-Plastic PR
	1.60 High-index Plastic: Progressive F—Plastic FA High-index Plastic 1.53-1.60/Trivex FB
	1.60 High-index Plastic Polarized: Progressive F—Plastic FA High-index Plastic 1.53-1.60/Trivex FB Polarized FP
	1.60 High-index Plastic Transitions Signature GEN 8: Progressive F—Plastic FA High-index Plastic 1.53-1.60/Trivex FB Photochromic-Plastic PR
	1.67 High-index Plastic: Progressive F—Plastic FA High-index Plastic 1.66/1.67 FH
	1.67 High-index Plastic PhotoFusion: Progressive F—Plastic FA High-index Plastic 1.66/1.67 FH Photochromic-Plastic PR
	1.67 High-index Plastic Polarized: Progressive F—Plastic FA High-index Plastic 1.66/1.67 FH Polarized FP
	1.67 High-index Plastic Transitions XTRActive Polarized: Progressive F—Plastic FA High-index Plastic 1.66/1.67 FH Polarized FP Photochromic-Plastic PR
	1.67 High-index Plastic SunSync / SunSync Drive XT: Progressive F—Plastic FA High-index Plastic 1.66/1.67 FH Photochromic-Plastic PR

1.67 High-index Plastic SunSync Elite / SunSync Elite XT:	
Progressive F—Plastic	FA
High-index Plastic 1.66/1.67	FH
Photochromic-Plastic	PR
1.67 High-index Plastic Transitions Signature GEN 8 / XTRActive:	
Progressive F—Plastic	FA
High-index Plastic 1.66/1.67	FH
Photochromic-Plastic	PR
1.67 High-index Plastic Sensity:	
Progressive F—Plastic	FA
High-index Plastic 1.66/1.67	FH
Photochromic-Plastic	PR
1.74 High-index Plastic:	
Progressive F—Plastic	FA
High-index Plastic 1.70 & Above	FJ
Polycarbonate:	
Progressive F—Plastic	FA
Polycarbonate	FD
Polycarbonate PhotoFusion:	
Progressive F—Plastic	FA
Polycarbonate	FD
Photochromic-Plastic	PR
Polycarbonate Polarized:	
Progressive F—Plastic	FA
Polycarbonate	FD
Polarized	FP
Polycarbonate SunSync / SunSync Drive XT:	
Progressive F—Plastic	FA
Polycarbonate	FD
Photochromic-Plastic	PR
Polycarbonate SunSync Elite / SunSync Elite XT:	
Progressive F—Plastic	FA
Polycarbonate	FD
Photochromic-Plastic	PR
Polycarbonate Transitions Signature GEN 8 / XTRActive:	
Progressive F—Plastic	FA
Polycarbonate	FD
Photochromic-Plastic	PR
Polycarbonate Transitions DriveWear / XTRActive Polarized:	
Progressive F—Plastic	FA
Polycarbonate	FD
Polarized	FP
Photochromic-Plastic	PR

	Polycarbonate Sensity: Progressive F—Plastic Polycarbonate Photochromic-Plastic	FA FD PR	
	Trivex: Progressive F—Plastic High-index Plastic 1.53-1.60/Trivex	FA FB	
	Trivex Polarized: Progressive F—Plastic High-index Plastic 1.53-1.60/Trivex Polarized	FA FB FP	
	Trivex SunSync / SunSync Drive XT / SunSync Elite: Progressive F—Plastic High-index Plastic 1.53-1.60/Trivex Photochromic-Plastic	FA FB PR	
	Trivex Transitions Signature GEN 8 / XTRActive: Progressive F—Plastic High-index Plastic 1.53-1.60/Trivex Photochromic-Plastic	FA FB PR	
	Trivex Sensity: Progressive F—Plastic High-index Plastic 1.53-1.60/Trivex Photochromic-Plastic	FA FB PR	
UNITY Via Elite (VSP)	1.50 Plastic: Progressive N—Plastic	NA	CM
	1.50 Plastic SunSync / SunSync Drive XT: Progressive N—Plastic Photochromic-Plastic	NA PR	CM
	1.50 Plastic SunSync Elite / SunSync Elite XT: Progressive N—Plastic Photochromic-Plastic	NA PR	CM
	1.50 Plastic PhotoFusion: Progressive N—Plastic Photochromic-Plastic	NA PR	CM
	1.50 Plastic Polarized: Progressive N—Plastic Polarized	NA NP	CM
	1.50 Plastic Transitions Signature GEN 8 / XTRActive: Progressive N—Plastic Photochromic-Plastic	NA PR	CM
	1.50 Plastic Transitions DriveWear / XTRActive Polarized: Progressive N—Plastic Polarized Photochromic-Plastic	NA NP PR	CM

	1.50 Plastic Sensity:		CM
	Progressive N—Plastic	NA	
	Photochromic-Plastic	PR	
	1.60 High-index Plastic:		CM
	Progressive N—Plastic	NA	
	High-index Plastic 1.53-1.60/Trivex	NB	
	1.60 High-index Plastic Polarized:		CM
	Progressive N—Plastic	NA	
	High-index Plastic 1.53-1.60/Trivex	NB	
	Polarized	NP	
	1.60 High-index Plastic Transitions Signature GEN 8:		CM
	Progressive N—Plastic	NA	
	High-index Plastic 1.53-1.60/Trivex	NB	
	Photochromic-Plastic	PR	
	1.67 High-index Plastic:		CM
	Progressive N—Plastic	NA	
	High-index Plastic 1.66/1.67	NH	
	1.67 High-index Plastic PhotoFusion:		CM
	Progressive N—Plastic	NA	
	High-index Plastic 1.66/1.67	NH	
	Photochromic-Plastic	PR	
	1.67 High-index Plastic Polarized:		CM
	Progressive N—Plastic	NA	
	High-index Plastic 1.66/1.67	NH	
	Polarized	NP	
	1.67 High-index Plastic Transitions XTRActive Polarized:		CM
	Progressive N—Plastic	NA	
	High-index Plastic 1.66/1.67	NH	
	Polarized	NP	
	Photochromic-Plastic	PR	
	1.67 High-index Plastic SunSync / SunSync Drive XT:		CM
	Progressive N—Plastic	NA	
	High-index Plastic 1.66/1.67	NH	
	Photochromic-Plastic	PR	
	1.67 High-index Plastic SunSync Elite / SunSync Elite XT:		CM
	Progressive N—Plastic	NA	
	High-index Plastic 1.66/1.67	NH	
	Photochromic-Plastic	PR	
	1.67 High-index Plastic Transitions Signature GEN 8 / XTRActive:		CM
	Progressive N—Plastic	NA	
	High-index Plastic 1.66/1.67	NH	
	Photochromic-Plastic	PR	

	1.67 High-index Plastic Sensity:		CM
	Progressive N—Plastic	NA	
	High-index Plastic 1.66/1.67	NH	
	Photochromic-Plastic	PR	
	1.74 High-index Plastic:		CM
	Progressive N—Plastic	NA	
	High-index Plastic 1.70 & Above	NJ	
	Polycarbonate:		CM
	Progressive N—Plastic	NA	
	Polycarbonate	ND	
	Polycarbonate PhotoFusion:		CM
	Progressive N—Plastic	NA	
	Polycarbonate	ND	
	Photochromic-Plastic	PR	
	Polycarbonate Polarized:		CM
	Progressive N—Plastic	NA	
	Polycarbonate	ND	
	Polarized	NP	
	Polycarbonate SunSync /SunSync Drive XT:		CM
	Progressive N—Plastic	NA	
	Polycarbonate	ND	
	Photochromic-Plastic	PR	
	Polycarbonate SunSync Elite / SunSync Elite XT:		CM
	Progressive N—Plastic	NA	
	Polycarbonate	ND	
	Photochromic-Plastic	PR	
	Polycarbonate Transitions Signature GEN 8 / XTRActive:		CM
	Progressive N—Plastic	NA	
	Polycarbonate	ND	
	Photochromic-Plastic	PR	
	Polycarbonate Transitions DriveWear / XTRActive Polarized:		CM
	Progressive N—Plastic	NA	
	Polycarbonate	ND	
	Polarized	NP	
	Photochromic-Plastic	PR	
	Polycarbonate Sensity:		CM
	Progressive N—Plastic	NA	
	Polycarbonate	ND	
	Photochromic-Plastic	PR	
	Trivex:		CM
	Progressive N—Plastic	NA	
	High-index Plastic 1.53-1.60/Trivex	NB	

	Trivex Polarized: Progressive N—Plastic NA High-index Plastic 1.53-1.60/Trivex NB Polarized NP	CM
	Trivex SunSync / SunSync Drive XT / SunSync Elite: Progressive N—Plastic NA High-index Plastic 1.53-1.60/Trivex NB Photochromic-Plastic PR	CM
	Trivex Transitions Signature GEN 8 / XTRActive: Progressive N—Plastic NA High-index Plastic 1.53-1.60/Trivex NB Photochromic-Plastic PR	CM
	Trivex Sensity: Progressive N—Plastic NA High-index Plastic 1.53-1.60/Trivex NB Photochromic-Plastic PR	CM
UNITY Via Plus/Mobile/Wrap (VSP)	1.50 Plastic: Progressive O—Plastic OA	CM
	1.50 Plastic SunSync /SunSync Drive XT: Progressive O—Plastic OA Photochromic-Plastic PR	CM
	1.50 Plastic SunSync Elite / SunSync Elite XT: Progressive O—Plastic OA Photochromic-Plastic PR	CM
	1.50 Plastic PhotoFusion: Progressive O—Plastic OA Photochromic-Plastic PR	CM
	1.50 Plastic Polarized: Progressive O—Plastic OA Polarized OP	CM
	1.50 Plastic Transitions Signature GEN 8/ XTRActive: Progressive O—Plastic OA Photochromic-Plastic PR	CM
	1.50 Plastic Transitions DriveWear / XTRActive Polarized: Progressive O—Plastic OA Polarized OP Photochromic-Plastic PR	CM
	1.50 Plastic Sensity: Progressive O—Plastic OA Photochromic-Plastic PR	CM
	1.60 High-index Plastic: Progressive O—Plastic OA High-index Plastic 1.53-1.60/Trivex OB	CM

	1.60 High-index Plastic Polarized:		CM
	Progressive O—Plastic	OA	
	High-index Plastic 1.53-1.60/Trivex Polarized	OB OP	
	1.60 High-index Plastic Transitions Signature GEN 8:		CM
	Progressive O—Plastic	OA	
	High-index Plastic 1.53-1.60/Trivex Photochromic-Plastic	OB PR	
	1.67 High-index Plastic:		CM
	Progressive O—Plastic	OA	
	High-index Plastic 1.66/1.67	OH	
	1.67 High-index Plastic PhotoFusion:		CM
	Progressive O—Plastic	OA	
	High-index Plastic 1.66/1.67 Photochromic-Plastic	OH PR	
	1.67 High-index Plastic Polarized:		CM
	Progressive O—Plastic	OA	
	High-index Plastic 1.66/1.67 Polarized	OH OP	
	1.67 High-index Plastic Transitions XTRActive Polarized:		CM
	Progressive O—Plastic	OA	
	High-index Plastic 1.66/1.67 Polarized	OH OP	
	Photochromic-Plastic	PR	
	1.67 High-index Plastic SunSync / SunSync Drive XT:		CM
	Progressive O—Plastic	OA	
	High-index Plastic 1.66/1.67 Photochromic-Plastic	OH PR	
	1.67 High-index Plastic SunSync Elite / SunSync Elite XT:		CM
	Progressive O—Plastic	OA	
	High-index Plastic 1.66/1.67 Photochromic-Plastic	OH PR	
	1.67 High-index Plastic Transitions Signature GEN 8 / XTRActive:		CM
	Progressive O—Plastic	OA	
	High-index Plastic 1.66/1.67 Photochromic-Plastic	OH PR	
	1.67 High-index Plastic Sensity:		CM
	Progressive O—Plastic	OA	
	High-index Plastic 1.66/1.67 Photochromic-Plastic	OH PR	
	1.74 High-index Plastic:		CM
	Progressive O—Plastic	OA	
	High-index Plastic 1.70 & Above	OJ	

	Polycarbonate: Progressive O—Plastic Polycarbonate	OA OD	CM
	Polycarbonate PhotoFusion: Progressive O—Plastic Polycarbonate Photochromic-Plastic	OA OD PR	CM
	Polycarbonate Polarized: Progressive O—Plastic Polycarbonate Polarized	OA OD OP	CM
	Polycarbonate SunSync / SunSync Drive XT: Progressive O—Plastic Polycarbonate Photochromic-Plastic	OA OD PR	CM
	Polycarbonate SunSync Elite / SunSync Elite XT: Progressive O—Plastic Polycarbonate Photochromic-Plastic	OA OD PR	CM
	Polycarbonate Transitions Signature GEN 8 / XTRActive: Progressive O—Plastic Polycarbonate Photochromic-Plastic	OA OD PR	CM
	Polycarbonate Transitions DriveWear / XTRActive Polarized: Progressive O—Plastic Polycarbonate Polarized Photochromic-Plastic	OA OD OP PR	CM
	Polycarbonate Sensity: Progressive O—Plastic Polycarbonate Photochromic-Plastic	OA OD PR	CM
	Trivex: Progressive O—Plastic High-index Plastic 1.53-1.60/Trivex	OA OB	CM
	Trivex Polarized: Progressive O—Plastic High-index Plastic 1.53-1.60/Trivex Polarized	OA OB OP	CM
	Trivex SunSync / SunSync Drive XT / SunSync Elite: Progressive O—Plastic High-index Plastic 1.53-1.60/Trivex Photochromic-Plastic	OA OB PR	CM

	Trivex Transitions Signature GEN 8 / XTRActive: Progressive O—Plastic OA High-index Plastic 1.53-1.60/Trivex OB Photochromic-Plastic PR	CM
	Trivex Sensity: Progressive O—Plastic OA High-index Plastic 1.53-1.60/Trivex OB Photochromic-Plastic PR	CM
UNITY Via OfficePro 5 ft, 10 ft (VSP)	1.50 Plastic: Near Variable Focus - Plastic IA	
	1.50 Plastic SunSync / SunSync Drive XT: Near Variable Focus - Plastic IA Photochromic-Plastic PR	
	1.50 Plastic SunSync Elite / SunSync Elite XT: Near Variable Focus - Plastic IA Photochromic-Plastic PR	
	1.50 Plastic Polarized: Near Variable Focus - Plastic IA Polarized - Plastic DA	
	1.60 High-index Plastic: Near Variable Focus - Plastic IA NVF - High-index Plastic 1.53-1.60/Trivex IB	
	1.60 High-index Plastic SunSync: Near Variable Focus - Plastic IA NVF - High-index Plastic 1.53-1.60/Trivex IB Photochromic – Plastic A PR	
	1.60 High-index Plastic Polarized: Near Variable Focus - Plastic IA High-index Plastic 1.53-1.60/Trivex DB Polarized - Plastic DA	
	1.67 High-index Plastic: Near Variable Focus - Plastic IA NVF - High-index Plastic 1.66/1.67 II	
	1.67 High-index Plastic Polarized: Near Variable Focus - Plastic IA Polarized - Plastic DA Polarized - High-index Plastic 1.66/1.67 DH	
	1.67 High-index Plastic SunSync / SunSync Drive XT: Near Variable Focus - Plastic IA NVF - High-index Plastic 1.66/1.67 II Photochromic – Plastic A PR	
	1.67 High-index Plastic SunSync Elite / SunSync Elite XT: Near Variable Focus - Plastic IA NVF - High-index Plastic 1.66/1.67 II Photochromic – Plastic B PR	

	Polycarbonate: Near Variable Focus - Plastic IA NVF - Polycarbonate ID
	Polycarbonate SunSync / SunSync Drive XT: Near Variable Focus - Plastic IA NVF - Polycarbonate ID Photochromic-Plastic PR
	Polycarbonate SunSync Elite / SunSync Elite XT: Near Variable Focus - Plastic IA NVF - Polycarbonate ID Photochromic-Plastic PR
	Polycarbonate Polarized: Near Variable Focus - Plastic IA Polarized Polycarbonate DD Polarized - Plastic DA
	Trivex: Near Variable Focus - Plastic IA NVF - High-index Plastic 1.53-1.60/Trivex IB
	Trivex SunSync / SunSync Drive XT/ SunSync Elite: Near Variable Focus - Plastic IA NVF - High-index Plastic 1.53-1.60/Trivex IB Photochromic-Plastic PR
	Trivex Polarized: Near Variable Focus - Plastic IA High-index Plastic 1.53-1.60/Trivex DB Polarized - Plastic DA
Universal B (IOT)	1.50 Plastic: Progressive K—Plastic KA
	1.50 Plastic SunSync: Progressive K—Plastic KA Photochromic-Plastic PR
	1.50 Plastic PhotoFusion: Progressive K—Plastic KA Photochromic-Plastic PR
	1.50 Plastic Transitions Signature GEN 8 / XTRActive: Progressive K—Plastic KA Photochromic-Plastic PR
	1.50 Plastic Polarized: Progressive K—Plastic KA Polarized KP
	1.50 Plastic Transitions DriveWear: Progressive K—Plastic KA Polarized KP Photochromic-Plastic PR

	1.50 Plastic Transitions XTRActive	
	Polarized:	
	Progressive K—Plastic	KA
	Polarized	KP
	Photochromic-Plastic	PR
	1.60 High-index Plastic:	
	Progressive K—Plastic	KA
	High-index Plastic 1.53-1.60/Trivex	KB
	1.60 High-index Plastic Transitions	
	Signature GEN 8:	
	Progressive K—Plastic	KA
	High-index Plastic 1.53-1.60/Trivex	KB
	Photochromic-Plastic	PR
	1.60 High-index Plastic Polarized:	
	Progressive K—Plastic	KA
	High-index Plastic 1.53-1.60/Trivex	KB
	Polarized	KP
	1.67 High-index Plastic:	
	Progressive K—Plastic	KA
	High-index Plastic 1.66/1.67	KH
	1.67 High-index Plastic PhotoFusion:	
	Progressive K—Plastic	KA
	High-index Plastic 1.66/1.67	KH
	Photochromic-Plastic	PR
	1.67 High-index Plastic Transitions	
	Signature GEN 8 / XTRActive:	
	Progressive K—Plastic	KA
	High-index Plastic 1.66/1.67	KH
	Photochromic-Plastic	PR
	1.67 High-index Plastic Polarized:	
	Progressive K—Plastic	KA
	High-index Plastic 1.66/1.67	KH
	Polarized	KP
	1.67 High-index Transitions XTRActive	
	Polarized:	
	Progressive K—Plastic	KA
	High-index Plastic 1.66/1.67	KH
	Polarized	KP
	Photochromic-Plastic	PR
	1.74 High-index Plastic:	
	Progressive K—Plastic	KA
	High-index Plastic 1.70 & Above	KJ
	Polycarbonate:	
	Progressive K—Plastic	KA
	Polycarbonate	KD
	Polycarbonate SunSync:	
	Progressive K—Plastic	KA
	Polycarbonate	KD
	Photochromic-Plastic	PR

	Polycarbonate PhotoFusion: Progressive K—Plastic KA Polycarbonate KD Photochromic-Plastic PR
	Polycarbonate Transitions Signature GEN 8 / XTRActive: Progressive K—Plastic KA Polycarbonate KD Photochromic-Plastic PR
	Polycarbonate Polarized: Progressive K—Plastic KA Polycarbonate KD Polarized KP
	Polycarbonate Transitions DriveWear: Progressive K—Plastic KA Polycarbonate KD Polarized KP Photochromic-Plastic PR
	Polycarbonate Transitions XTRActive Polarized: Progressive K—Plastic KA Polycarbonate KD Polarized KP Photochromic-Plastic PR
	Trivex: Progressive K—Plastic KA High-index Plastic 1.53-1.60/Trivex KB
	Trivex SunSync: Progressive K—Plastic KA High-index Plastic 1.53-1.60/Trivex KB Photochromic-Plastic PR
	Trivex Transitions Signature GEN 8 / XTRActive: Progressive K—Plastic KA High-index Plastic 1.53-1.60/Trivex KB Photochromic-Plastic PR
	Trivex Transitions Vantage: Progressive K—Plastic KA High-index Plastic 1.53-1.60/Trivex KB Polarized KP Photochromic-Plastic PR
	Trivex Polarized: Progressive K—Plastic KA High-index Plastic 1.53-1.60/Trivex KB Polarized FP
v	
Varilux Comfort (Essilor)	1.60 High-index Clear Glass: Progressive J—Glass/High-index Glass JE

	1.60 High-index Glass Photochromic: Progressive J—Glass/High-index Glass Photochromic—Glass	JE PM
Varilux Comfort 2 (Essilor)	1.50 Plastic: Progressive J—Plastic	JA
	1.50 Plastic Transitions Signature GEN 8 / XTRActive: Progressive J—Plastic Photochromic-Plastic	JA PR
	1.60 High-index Plastic: Progressive J—Plastic High-index Plastic 1.53-1.60/Trivex	JA JB
	1.60 High-index Plastic Transitions Signature GEN 8: Progressive J—Plastic High-index Plastic 1.53-1.60/Trivex Photochromic-Plastic	JA JB PR
	1.67 High-index Plastic: Progressive J—Plastic High-index Plastic 1.66/1.67	JA JH
	1.67 High-index Plastic Transitions Signature GEN 8: Progressive J—Plastic High-index Plastic 1.66/1.67 Photochromic-Plastic	JA JH PR
	Polycarbonate: Progressive J—Plastic Polycarbonate	JA JD
	Polycarbonate Polarized: Progressive J—Plastic Polycarbonate Polarized	JA JD JP
	Polycarbonate Transitions Signature Gen 8 / XTRActive: Progressive J—Plastic Polycarbonate Photochromic-Plastic	JA JD PR
	Varilux Comfort 2 DRx / Short DRx (Essilor)	1.50 Plastic: Progressive F—Plastic
1.50 Plastic Polarized: Progressive F—Plastic Polarized		FA FP
1.50 Plastic Transitions Signature GEN 8 / XTRActive: Progressive F—Plastic Photochromic-Plastic		FA PR

	1.50 Plastic Transitions Vantage:	
	Progressive F—Plastic	FA
	Polarized	FP
	Photochromic-Plastic	PR
	1.60 High-index Plastic:	
	Progressive F—Plastic	FA
	High-index Plastic 1.53-1.60/Trivex	FB
	1.60 High-index Plastic Transitions Signature GEN 8:	
	Progressive F—Plastic	FA
	High-index Plastic 1.53-1.60/Trivex	FB
	Photochromic-Plastic	PR
	1.67 High-index Plastic:	
	Progressive F—Plastic	FA
	High-index Plastic 1.66/1.67	FH
	1.67 High-index Plastic Polarized:	
	Progressive F—Plastic	FA
	High-index Plastic 1.66/1.67	FH
	Polarized	FP
	1.67 High-index Plastic Transitions Signature GEN 8 / XTRActive:	
	Progressive F—Plastic	FA
	High-index Plastic 1.66/1.67	FH
	Photochromic-Plastic	PR
	1.74 High-index Plastic w/ applicable AR:	
	Progressive F—Plastic	FA
	High-index Plastic 1.70 & Above	FJ
	Anti Reflective Coating C	QT
	UV Protection - Backside	BV
	Crizal Alize UV	
	1.74 High-index Plastic w/ applicable AR:	
	Progressive F—Plastic	FA
	High-index Plastic 1.70 & Above	FJ
	Anti Reflective Coating D	QV
	UV Protection - Backside	BV
	Crizal Avance UV, Crizal Previncia UV and Crizal Sapphire 360 UV	
	1.74 High-index Plastic Transitions Signature GEN 8 w/ applicable AR:	
	Progressive F—Plastic	FA
	High-index Plastic 1.70 & Above	FJ
	Photochromic-Plastic	PR
	Anti Reflective Coating C	QT
	UV Protection - Backside	BV
	Crizal Alize UV	

	1.74 High-index Plastic Transitions Signature GEN 8 w/ applicable AR: Progressive F—Plastic FA High-index Plastic 1.70 & Above FJ Photochromic-Plastic PR Anti Reflective Coating D QV UV Protection - Backside BV Crizal Avance UV, Crizal Previncia and Crizal Sapphire 360 UV
	Polycarbonate: Progressive F—Plastic FA Polycarbonate FD
	Polycarbonate Polarized: Progressive F—Plastic FA Polycarbonate FD Polarized FP
	Polycarbonate Transitions Signature GEN 8 / XTRActive: Progressive F—Plastic FA Polycarbonate FD Photochromic-Plastic PR
	Polycarbonate Transitions Vantage: Progressive F—Plastic FA Polycarbonate FD Polarized FP Photochromic-Plastic PR
	Trivex: Progressive F—Plastic FA High-index Plastic 1.53-1.60/Trivex FB
	Trivex Transitions Signature GEN 8 / XTRActive: Progressive F—Plastic FA High-index Plastic 1.53-1.60/Trivex FB Photochromic-Plastic PR
	Varilux Comfort 2 Enhanced (Essilor)
1.50 Plastic: Progressive F—Plastic FA	
1.50 Plastic Transitions Signature GEN 8 / XTRActive: Progressive F—Plastic FA Photochromic-Plastic PR	
1.60 High-index Plastic: Progressive F—Plastic FA High-index Plastic 1.53-1.60/Trivex FB	
1.60 High-index Plastic Transitions Signature Gen 8: Progressive F—Plastic FA High-index Plastic 1.53-1.60/Trivex FB Photochromic-Plastic PR	

	1.67 High-index Plastic: Progressive F—Plastic High-index Plastic 1.66/1.67	FA FH	
	1.67 High-index Plastic Transitions Signature GEN 8: Progressive F—Plastic High-index Plastic 1.66/1.67 Photochromic-Plastic	FA FH PR	
	Polycarbonate: Progressive F—Plastic Polycarbonate	FA FD	
	Polycarbonate Polarized: Progressive F—Plastic Polycarbonate Polarized	FA FD FP	
	Polycarbonate Transitions Signature Gen 8 / XTRActive: Progressive F—Plastic Polycarbonate Photochromic-Plastic	FA FD PR	
	Varilux Comfort 2 Short (Essilor)	1.50 Plastic: Progressive J—Plastic	JA
	1.50 Plastic Transitions Signature GEN 8 / XTRActive: Progressive J—Plastic Photochromic-Plastic	JA PR	
	1.60 High-index Plastic: Progressive J—Plastic High-index Plastic 1.53-1.60/Trivex	JA JB	
	1.60 High-index Plastic Transitions Signature GEN 8: Progressive J—Plastic High-index Plastic 1.53-1.60/Trivex Photochromic-Plastic	JA JB PR	
	1.67 High-index Plastic: Progressive J—Plastic High-index Plastic 1.66/1.67	JA JH	
	1.67 High-index Plastic Transitions Signature GEN 8: Progressive J—Plastic High-index Plastic 1.66/1.67 Photochromic-Plastic	JA JH PR	
	Polycarbonate: Progressive J—Plastic Polycarbonate	JA JD	
	Polycarbonate Polarized: Progressive J—Plastic Polycarbonate Polarized	JA JD JP	

	Polycarbonate Transitions Signature GEN 8 / XTRActive: Progressive J—Plastic JA Polycarbonate JD Photochromic-Plastic PR
Varilux Comfort Max (Essilor)	1.50 Plastic: Progressive F—Plastic FA
	1.50 Plastic Transitions Signature GEN 8 / XTRActive: Progressive F—Plastic FA Photochromic-Plastic PR
	1.50 Plastic Polarized: Progressive F—Plastic FA Polarized FP
	1.60 High-index Plastic: Progressive F—Plastic FA High-index Plastic 1.53-1.60/Trivex FB
	1.60 High-index Plastic Transitions Signature GEN 8: Progressive F—Plastic FA High-index Plastic 1.53-1.60/Trivex FB Photochromic-Plastic PR
	1.67 High-index Plastic: Progressive F—Plastic FA High-index Plastic 1.66/1.67 FH
	1.67 High-index Plastic Transitions Signature GEN 8 / XTRActive: Progressive F—Plastic FA High-index Plastic 1.66/1.67 FH Photochromic-Plastic PR
	1.67 High-index Plastic Polarized: Progressive F—Plastic FA High-index Plastic 1.66/1.67 FH Polarized FP
	Polycarbonate: Progressive F—Plastic FA Polycarbonate FD
	Polycarbonate Polarized: Progressive F—Plastic FA Polycarbonate FD Polarized FP
	Polycarbonate Transitions Signature GEN 8 / XTRActive: Progressive F—Plastic FA Polycarbonate FD Photochromic-Plastic PR
	Trivex: Progressive F—Plastic FA High-index Plastic 1.53-1.60/Trivex FB

	Trivex Transitions Signature GEN 8 / XTRActive: Progressive F—Plastic FA High-index Plastic 1.53-1.60/Trivex FB Photochromic-Plastic PR
Varilux Comfort Max Fit (Essilor)	1.50 Plastic: Progressive O—Plastic OA
	1.50 Plastic Transitions Signature GEN 8 / XTRActive: Progressive O—Plastic OA Photochromic-Plastic PR
	1.50 Plastic Polarized: Progressive O—Plastic OA Polarized OP
	1.60 High-index Plastic: Progressive O—Plastic OA High-index Plastic 1.53-1.60/Trivex OB
	1.60 High-index Plastic Transitions Signature GEN 8: Progressive O—Plastic OA High-index Plastic 1.53-1.60/Trivex OB Photochromic-Plastic PR
	1.67 High-index Plastic: Progressive O—Plastic OA High-index Plastic 1.66/1.67 OH
	1.67 High-index Plastic Transitions Signature GEN 8 / XTRActive: Progressive O—Plastic OA High-index Plastic 1.66/1.67 OH Photochromic-Plastic PR
	1.67 High-index Plastic Polarized: Progressive O—Plastic OA High-index Plastic 1.66/1.67 OH Polarized OP
	Polycarbonate: Progressive O—Plastic OA Polycarbonate OD
	Polycarbonate Polarized: Progressive O—Plastic OA Polycarbonate OD Polarized OP
	Polycarbonate Transitions Signature GEN 8 / XTRActive: Progressive O—Plastic OA Polycarbonate OD Photochromic-Plastic PR
	Trivex: Progressive O—Plastic OA High-index Plastic 1.53-1.60/Trivex OB

	Trivex Transitions Signature GEN 8 / XTRActive: Progressive O—Plastic OA High-index Plastic 1.53-1.60/Trivex OB Photochromic-Plastic PR
Varilux Comfort W2+ (Essilor)	1.50 Plastic: Progressive F—Plastic FA
	1.50 Plastic Transitions Signature GEN 8 / XTRActive: Progressive F—Plastic FA Photochromic-Plastic PR
	1.50 Plastic Polarized: Progressive F—Plastic FA Polarized FP
	1.60 High-index Plastic: Progressive F—Plastic FA High-index Plastic 1.53-1.60/Trivex FB
	1.60 High-index Plastic Transitions Signature GEN 8: Progressive F—Plastic FA High-index Plastic 1.53-1.60/Trivex FB Photochromic-Plastic PR
	1.67 High-index Plastic: Progressive F—Plastic FA High-index Plastic 1.66/1.67 FH
	1.67 High-index Plastic Transitions Signature GEN 8 / XTRActive: Progressive F—Plastic FA High-index Plastic 1.66/1.67 FH Photochromic-Plastic PR
	1.67 High-index Plastic Polarized: Progressive F—Plastic FA High-index Plastic 1.66/1.67 FH Polarized FP
	Polycarbonate: Progressive F—Plastic FA Polycarbonate FD
	Polycarbonate Polarized: Progressive F—Plastic FA Polycarbonate FD Polarized FP
	Polycarbonate Transitions Signature GEN 8 / XTRActive: Progressive F—Plastic FA Polycarbonate FD Photochromic-Plastic PR
	Trivex: Progressive F—Plastic FA High-index Plastic 1.53-1.60/Trivex FB

	Trivex Transitions Signature GEN 8 / XTRActive: Progressive F—Plastic High-index Plastic 1.53-1.60/Trivex Photochromic-Plastic	FA FB PR	
Varilux Comfort W2+ FIT (Essilor)	1.50 Plastic: Progressive O—Plastic	OA	CM
	1.50 Plastic Transitions Signature GEN 8 / XTRActive: Progressive O—Plastic Photochromic-Plastic	OA PR	CM
	1.50 Plastic Polarized: Progressive O—Plastic Polarized	OA OP	CM
	1.60 High-index Plastic: Progressive O—Plastic High-index Plastic 1.53-1.60/Trivex	OA OB	CM
	1.60 High-index Plastic Transitions Signature GEN 8: Progressive O—Plastic High-index Plastic 1.53-1.60/Trivex Photochromic-Plastic	OA OB PR	CM
	1.67 High-index Plastic: Progressive O—Plastic High-index Plastic 1.66/1.67	OA OH	CM
	1.67 High-index Plastic Transitions Signature GEN 8 / XTRActive: Progressive O—Plastic High-index Plastic 1.66/1.67 Photochromic-Plastic	OA OH PR	CM
	1.67 High-index Plastic Polarized: Progressive O—Plastic High-index Plastic 1.66/1.67 Polarized	OA OH OP	CM
	Polycarbonate: Progressive O—Plastic Polycarbonate	OA OD	CM
	Polycarbonate Polarized: Progressive O—Plastic Polycarbonate Polarized	OA OD OP	CM
	Polycarbonate Transitions Signature GEN 8 / XTRActive: Progressive O—Plastic Polycarbonate Photochromic-Plastic	OA OD PR	CM
	Trivex: Progressive O—Plastic High-index Plastic 1.53-1.60/Trivex	OA OB	CM

	Trivex Transitions Signature GEN 8 / XTRActive: Progressive O—Plastic OA High-index Plastic 1.53-1.60/Trivex OB Photochromic-Plastic PR	CM
Varilux Ellipse (Essilor)	1.50 Plastic: Progressive J—Plastic JA	
	1.60 High-index Plastic: Progressive J—Plastic JA High-index Plastic 1.53-1.60/Trivex JB	
	1.67 High-index Plastic: Progressive J—Plastic JA High-index Plastic 1.66/1.67 JH	
	Polycarbonate: Progressive J—Plastic JA Polycarbonate JD	
	Polycarbonate Polarized: Progressive J—Plastic JA Polycarbonate JD Polarized JP	
Varilux Physio (Essilor)	1.50 Plastic: Progressive F—Plastic FA	
	1.50 Plastic Polarized: Progressive F—Plastic FA Polarized FP	
	1.60 High-index Plastic: Progressive F—Plastic FA High-index Plastic 1.53-1.60/Trivex FB	
	1.67 High-index Plastic: Progressive F—Plastic FA High-index Plastic 1.66/1.67 FH	
	1.74 High-index Plastic w/ applicable AR: Progressive F—Plastic FA High-index Plastic 1.70 & Above FJ Anti-Reflective Coating C QT UV Protection—Backside BV	
	Crizal Alize UV	
	1.74 High-index Plastic w/ applicable AR: Progressive F—Plastic FA High-index Plastic 1.70 & Above FJ Anti-Reflective Coating D QV UV Protection—Backside BV	
	Crizal Avance UV, Crizal Previncia and Crizal Sapphire 360 UV	
	Polycarbonate: Progressive F—Plastic FA Polycarbonate FD	

	Polycarbonate Transitions XTRActive:	
	Progressive F—Plastic	FA
	Polycarbonate	FD
	Photochromic-Plastic	PR
	Polycarbonate Polarized:	
	Progressive F—Plastic	FA
	Polycarbonate Polarized	FD FP
	Trivex:	
	Progressive F—Plastic High-index Plastic 1.53-1.60/Trivex	FA FB
	Trivex Transitions XTRActive:	
	Progressive F—Plastic	FA
	High-index Plastic 1.53-1.60/Trivex Photochromic-Plastic	FB PR
Varilux Physio W3+ (Essilor)	1.50 Plastic:	
	Progressive O—Plastic	OA
	1.50 Plastic Polarized:	
	Progressive F—Plastic Polarized	OA OP
	1.50 Plastic Transitions Signature GEN 8:	
	Progressive O—Plastic Photochromic-Plastic	OA PR
	1.60 High-index Plastic:	
	Progressive O—Plastic High-index Plastic 1.53-1.60/Trivex	OA OB
	1.60 High-index Plastic Transitions Signature GEN 8:	
	Progressive O—Plastic High-index Plastic 1.53-1.60/Trivex Photochromic-Plastic	OA OB PR
	1.67 High-index Plastic:	
	Progressive O—Plastic High-index Plastic 1.66/1.67	OA OH
	1.67 High-index Plastic Transitions Signature GEN 8 / XTRActive:	
	Progressive O—Plastic High-index Plastic 1.66/1.67 Photochromic-Plastic	OA OH PR
	1.67 High-index Plastic Polarized:	
	Progressive O—Plastic High-index Plastic 1.66/1.67 Polarized	OA OH OP

	<p>1.74 High-index Plastic w/ applicable AR:</p> <p>Progressive O --Plastic OA High-index Plastic 1.70 & Above OJ Anti Reflective Coating C QT UV Protection - Backside BV</p> <p>Crizal Alize UV</p>
	<p>1.74 High-index Plastic w/ applicable AR:</p> <p>Progressive O --Plastic OA High-index Plastic 1.70 & Above OJ Anti Reflective Coating D QV UV Protection - Backside BV</p> <p>Crizal Avance UV, Crizal Previncia and Crizal Sapphire 360 UV</p>
	<p>1.74 High-index Plastic Photochromic w/ applicable AR:</p> <p>Progressive O --Plastic OA High-index Plastic 1.70 & Above OJ Photochromic – Plastic PR Anti Reflective Coating C QT UV Protection - Backside BV</p> <p>Crizal Alize UV</p>
	<p>1.74 High-index Plastic Photochromic w/ applicable AR:</p> <p>Progressive O --Plastic OA High-index Plastic 1.70 & Above OJ Photochromic – Plastic PR Anti Reflective Coating D QV UV Protection - Backside BV</p> <p>Crizal Avance UV, Crizal Previncia and Crizal Sapphire 360 UV</p>
	<p>Polycarbonate:</p> <p>Progressive O—Plastic OA Polycarbonate OD</p>
	<p>Polycarbonate Polarized:</p> <p>Progressive O—Plastic OA Polycarbonate OD Polarized OP</p>
	<p>Polycarbonate Transitions Signature GEN 8 / XTRActive:</p> <p>Progressive O—Plastic OA Polycarbonate OD Photochromic-Plastic PR</p>
	<p>Trivex:</p> <p>Progressive O—Plastic OA High-index Plastic 1.53-1.60/Trivex OB</p>

	Trivex Transitions Signature GEN 8 / XTRActive: Progressive O—Plastic High-index Plastic 1.53-1.60/Trivex Photochromic-Plastic	OA OB PR	
Varilux Physio W3+ FIT (Essilor)	1.50 Plastic: Progressive N —Plastic	NA	CM
	1.50 Plastic Polarized: Progressive F—Plastic Polarized	NA NP	CM
	1.50 Plastic Transitions Signature GEN 8: Progressive N —Plastic Photochromic-Plastic	NA PR	CM
	1.60 High-index Plastic: Progressive N —Plastic High-index Plastic 1.66/1.67	NA NB	CM
	1.60 High-index Plastic Transitions Signature GEN 8: Progressive N —Plastic High-index Plastic 1.66/1.67 Photochromic-Plastic	NA NB PR	CM
	1.67 High-index Plastic: Progressive N —Plastic High-index Plastic 1.66/1.67	NA NH	CM
	1.67 High-index Plastic Transitions Signature GEN 8 / XTRActive: Progressive N —Plastic High-index Plastic 1.66/1.67 Photochromic-Plastic	NA NH PR	CM
	1.67 High-index Plastic Polarized: Progressive N —Plastic High-index Plastic 1.66/1.67 Polarized	NA NH NP	CM
	1.74 High-index Plastic w/ applicable AR: Progressive N --Plastic High-index Plastic 1.70 & Above Anti Reflective Coating C UV Protection - Backside Crizal Alize UV	NA NJ QT BV	CM
	1.74 High-index Plastic w/ applicable AR: Progressive N --Plastic High-index Plastic 1.70 & Above Anti Reflective Coating D UV Protection - Backside Crizal Avance UV, Crizal Previncia and Crizal Sapphire 360 UV	NA NJ QV BV	CM

	1.74 High-index Plastic Photochromic Transitions Signature w/ applicable AR: Progressive N—Plastic NA High-index Plastic 1.70 & Above NJ Photochromic-Plastic PR Anti Reflective Coating C QT UV Protection - Backside BV Crizal Alize UV	CM
	1.74 High-index Plastic Photochromic Transitions Signature w/ applicable AR: Progressive N—Plastic NA High-index Plastic 1.70 & Above NJ Photochromic-Plastic PR Anti Reflective Coating D QV UV Protection - Backside BV Crizal Avance UV, Crizal Previncia and Crizal Sapphire 360 UV	CM
	Polycarbonate: Progressive N —Plastic NA Polycarbonate ND	CM
	Polycarbonate Polarized: Progressive N—Plastic NA Polycarbonate ND Polarized NP	CM
	Polycarbonate Transitions Signature GEN 8 / XTRActive: Progressive N —Plastic NA Polycarbonate ND Photochromic-Plastic PR	CM
	Trivex: Progressive N—Plastic NA High-index Plastic 1.53-1.60/Trivex NB	CM
	Trivex Transitions Signature GEN 8 / XTRActive: Progressive N—Plastic NA High-index Plastic 1.53-1.60/Trivex NB Photochromic-Plastic PR	CM
Varilux Physio DRx/Short DRx (Essilor)	1.50 Plastic: Progressive F—Plastic FA	
	1.50 Plastic Transitions Signature GEN 8 / XTRActive: Progressive F—Plastic FA Photochromic-Plastic PR	
	1.50 Plastic Polarized: Progressive F—Plastic FA Polarized FP	

	1.50 Plastic Transitions Vantage: Progressive F—Plastic FA Polarized FP Photochromic-Plastic PR
	1.60 High-index Plastic: Progressive F—Plastic FA High-index Plastic 1.53-1.60/Trivex FB
	1.60 High-index Plastic Transitions Signature GEN 8: Progressive F—Plastic FA High-index Plastic 1.53-1.60/Trivex FB Photochromic-Plastic PR
	1.67 High-index Plastic: Progressive F—Plastic FA High-index Plastic 1.66/1.67 FH
	1.67 High-index Plastic Transitions Signature GEN 8 / XTRActive: Progressive F—Plastic FA High-index Plastic 1.66/1.67 FH Photochromic-Plastic PR
	1.67 High-index Plastic Polarized: Progressive F—Plastic FA High-index Plastic 1.66/1.67 FH Polarized FP
	1.74 High-index Plastic w/ applicable AR: Progressive F—Plastic FA High-index Plastic 1.70 & Above FJ Anti-Reflective Coating C QT UV Protection—Backside BV Crizal Alize UV
	1.74 High-index Plastic w/ applicable AR: Progressive F—Plastic FA High-index Plastic 1.70 & Above FJ Anti-Reflective Coating D QV UV Protection—Backside BV Crizal Avance UV, Crizal Previncia and Crizal Sapphire 360 UV
	1.74 High-index Plastic Transitions Signature GEN 8 w/ applicable AR: Progressive F—Plastic FA High-index Plastic 1.70 & Above FJ Photochromic-Plastic PR Anti-Reflective Coating C QT UV Protection—Backside BV Crizal Alize UV

	1.74 High-index Plastic Transitions Signature GEN 8 w/ applicable AR: Progressive F—Plastic FA High-index Plastic 1.70 & Above FJ Photochromic-Plastic PR Anti-Reflective Coating D QV UV Protection—Backside BV Crizal Avance UV, Crizal Previncia and Crizal Sapphire 360 UV
	Polycarbonate: Progressive F—Plastic FA Polycarbonate FD
	Polycarbonate Transitions Signature GEN 8 / XTRActive: Progressive F—Plastic FA Polycarbonate FD Photochromic-Plastic PR
	Polycarbonate Polarized: Progressive F—Plastic FA Polycarbonate FD Polarized FP
	Polycarbonate Transitions Vantage: Progressive F—Plastic FA Polycarbonate FD Polarized FP Photochromic-Plastic PR
	Trivex: Progressive F—Plastic FA High-index Plastic 1.53-1.60/Trivex FB
	Trivex Transitions Signature GEN 8 / XTRActive: Progressive F—Plastic FA High-index Plastic 1.53-1.60/Trivex FB Photochromic-Plastic PR
	Varilux Physio Enhanced (Essilor) 1.50 Plastic: Progressive O—Plastic OA 1.50 Plastic Transitions Signature GEN 8: Progressive O—Plastic OA Photochromic-Plastic PR 1.50 Plastic Polarized: Progressive O—Plastic OA Polarized OP 1.60 High-index Plastic: Progressive O—Plastic OA High-index Plastic 1.53-1.60/Trivex OB

	1.60 High-index Plastic Transitions Signature GEN 8: Progressive O—Plastic OA High-index Plastic 1.53-1.60/Trivex OB Photochromic-Plastic PR
	1.67 High-index Plastic: Progressive O—Plastic OA High-index Plastic 1.66/1.67 OH
	1.67 High-index Plastic Transitions Signature GEN 8: Progressive O—Plastic OA High-index Plastic 1.66/1.67 OH Photochromic-Plastic PR
	1.74 High-index Plastic w/ applicable AR: Progressive O—Plastic OA High-index Plastic 1.70 & Above OJ Anti-Reflective Coating C QT UV Protection—Backside BV Crizal Alize UV
	1.74 High-index Plastic w/ applicable AR: Progressive O—Plastic OA High-index Plastic 1.70 & Above OJ Anti-Reflective Coating D QV UV Protection—Backside BV Crizal Avance UV, Crizal Previncia and Crizal Sapphire 360 UV
	1.74 High-index Plastic Transitions Signature GEN 8 w/ applicable AR: Progressive O—Plastic OA High-index Plastic 1.70 & Above OJ Photochromic-Plastic PR Anti-Reflective Coating C QT UV Protection—Backside BV Crizal Alize UV
	1.74 High-index Plastic Transitions Signature GEN 8 w/ applicable AR: Progressive O—Plastic OA High-index Plastic 1.70 & Above OJ Photochromic-Plastic PR Anti-Reflective Coating D QV UV Protection—Backside BV Crizal Avance UV, Crizal Previncia and Crizal Sapphire 360 UV
	Polycarbonate: Progressive O—Plastic OA Polycarbonate OD

	Polycarbonate Polarized: Progressive O—Plastic OA Polycarbonate OD Polarized OP	
	Polycarbonate Transitions Signature GEN 8 / XTRActive: Progressive O—Plastic OA Polycarbonate OD Photochromic-Plastic PR	
	Trivex: Progressive O—Plastic OA High-index Plastic 1.53-1.60/Trivex OB	
	Trivex Transitions Signature GEN 8 / XTRActive: Progressive O—Plastic OA High-index Plastic 1.53-1.60/Trivex OB Photochromic-Plastic PR	
Varilux Physio Enhanced Fit (Essilor)	1.50 Plastic: Progressive N—Plastic NA	CM
	1.50 Plastic Transitions Signature GEN 8: Progressive N—Plastic NA Photochromic-Plastic PR	CM
	1.50 Plastic Polarized: Progressive N—Plastic NA Polarized NP	CM
	1.60 High-index Plastic: Progressive N—Plastic NA High-index Plastic 1.53-1.60/Trivex NB	CM
	1.60 High-index Plastic Transitions Signature GEN 8: Progressive N—Plastic NA High-index Plastic 1.53-1.60/Trivex NB Photochromic-Plastic PR	CM
	1.67 High-index Plastic: Progressive N—Plastic NA High-index Plastic 1.66/1.67 NH	CM
	1.67 High-index Plastic Transitions Signature GEN 8: Progressive N—Plastic NA High-index Plastic 1.66/1.67 NH Photochromic-Plastic PR	CM
	1.74 High-index Plastic w/ applicable AR: Progressive N—Plastic NA High-index Plastic 1.70 & Above NJ Anti-Reflective Coating C QT UV Protection—Backside BV	CM
	Crizal Alize UV	

	1.74 High-index Plastic w/ applicable AR: Progressive N—Plastic NA High-index Plastic 1.70 & Above NJ Anti-Reflective Coating D QV UV Protection—Backside BV Crizal Avance UV, Crizal Previncia and Crizal Sapphire 360 UV	CM
	1.74 High-index Plastic Transitions Signature GEN 8 w/ applicable AR: Progressive N—Plastic NA High-index Plastic 1.70 & Above NJ Photochromic-Plastic PR Anti-Reflective Coating C QT UV Protection—Backside BV Crizal Alize UV	CM
	1.74 High-index Plastic Transitions Signature GEN 8 w/ applicable AR: Progressive N—Plastic NA High-index Plastic 1.70 & Above NJ Photochromic-Plastic PR Anti-Reflective Coating D QV UV Protection—Backside BV Crizal Alize UV, Crizal Avance UV, Previncia and Crizal Sapphire 360 UV	CM
	Polycarbonate: Progressive N—Plastic NA Polycarbonate ND	CM
	Polycarbonate Polarized: Progressive N—Plastic NA Polycarbonate ND Polarized NP	CM
	Polycarbonate Transitions Signature GEN 8 / XTRActive: Progressive N—Plastic NA Polycarbonate ND Photochromic-Plastic PR	CM
	Trivex: Progressive N—Plastic NA High-index Plastic 1.53-1.60/Trivex NB	CM
	Trivex Transitions Signature GEN 8 / XTRActive: Progressive N—Plastic NA High-index Plastic 1.53-1.60/Trivex NB Photochromic-Plastic PR	CM
Varilux Physio Short (Essilor)	1.50 Plastic: Progressive F—Plastic FA	

	1.60 High-index Plastic: Progressive F—Plastic FA High-index Plastic 1.53-1.60/Trivex FB
	1.67 High-index Plastic: Progressive F—Plastic FA High-index Plastic 1.66/1.67 FH
	Polycarbonate: Progressive F—Plastic FA Polycarbonate FD
	Trivex: Progressive F—Plastic FA High-index Plastic 1.53-1.60/Trivex FB
Varilux Physio 360 (Essilor)	1.50 Plastic: Progressive O—Plastic OA
	1.50 Plastic Polarized: Progressive O—Plastic OA Polarized OP
	1.60 High-index Plastic: Progressive O—Plastic OA High-index Plastic 1.53-1.60/Trivex OB
	1.67 High-index Plastic: Progressive O—Plastic OA High-index Plastic 1.66/1.67 OH
	1.74 High-index Plastic w/ applicable AR: Progressive O—Plastic OA High-index Plastic 1.70 & Above OJ Anti-Reflective Coating C QT UV Protection—Backside BV
	Crizal Alize UV
	1.74 High-index Plastic w/ applicable AR: Progressive O—Plastic OA High-index Plastic 1.70 & Above OJ Anti-Reflective Coating D QV UV Protection—Backside BV
	Crizal Avance UV, Crizal Prevencia and Crizal Sapphire 360 UV
	Polycarbonate: Progressive O—Plastic OA Polycarbonate OD
Polycarbonate Polarized: Progressive O—Plastic OA Polycarbonate OD Polarized OP	
Varilux Physio Short 360 (Essilor)	1.67 High-index Plastic: Progressive O—Plastic OA High-index Plastic 1.66/1.67 OH

	Polycarbonate: Progressive O—Plastic OA Polycarbonate OD
Varilux S Design Technology (Essilor)	1.50 Plastic: Progressive O—Plastic OA
	1.50 Plastic Polarized: Progressive O—Plastic OA Polarized OP
	1.50 Plastic Transitions Signature GEN 8 / XTRActive: Progressive O—Plastic OA Photochromic-Plastic PR
	1.67 High-index Plastic: Progressive O—Plastic OA High-index Plastic 1.66/1.67 OH
	1.67 High-index Plastic Transitions Signature GEN 8 / XTRActive: Progressive O—Plastic OA High-index Plastic 1.66/1.67 OH Photochromic-Plastic PR
	1.74 High-index Plastic w/ applicable AR: Progressive O—Plastic OA High-index Plastic 1.70 & Above OJ Anti-Reflective Coating C QT UV Protection—Backside BV
	Crizal Alize UV
	1.74 High-index Plastic w/ applicable AR: Progressive O—Plastic OA High-index Plastic 1.70 & Above OJ Anti-Reflective Coating D QV UV Protection—Backside BV
Crizal Avance UV, Crizal Previncia and Crizal Sapphire 360 UV	
1.74 High-index Plastic Photochromic Transitions Signature GEN 8 w/ applicable AR: Progressive O—Plastic OA High-index Plastic 1.70 & Above OJ Photochromic-Plastic PR Anti-Reflective Coating C QT UV Protection—Backside BV	
Crizal Alize UV	

	1.74 High-index Plastic Photochromic Transitions Signature GEN 8 w/ applicable AR: Progressive O—Plastic OA High-index Plastic 1.70 & Above OJ Photochromic-Plastic PR Anti-Reflective Coating D QV UV Protection—Backside BV Crizal Avance UV , Crizal Previncia and Crizal Sapphire 360 UV	
	Polycarbonate: Progressive O—Plastic OA Polycarbonate OD	
	Polycarbonate Polarized: Progressive O—Plastic OA Polycarbonate OD Polarized OP	
	Polycarbonate Transitions Signature GEN 8 / XTRActive: Progressive O—Plastic OA Polycarbonate OD Photochromic-Plastic PR	
	Trivex: Progressive O—Plastic OA High-index Plastic 1.53-1.60/Trivex OB	
	Trivex Transitions Signature GEN 8: Progressive O—Plastic OA High-index Plastic 1.53-1.60/Trivex OB Photochromic-Plastic PR	
Varilux S Fit Technology (Essilor)	1.50 Plastic: Progressive N —Plastic NA	CM
	1.50 Plastic Polarized: Progressive N—Plastic NA Polarized NP	CM
	1.50 Plastic Transitions Signature GEN 8 / XTRActive: Progressive N —Plastic NA Photochromic-Plastic PR	CM
	1.67 High-index Plastic: Progressive N —Plastic NA High-index Plastic 1.66/1.67 NH	CM
	1.67 High-index Plastic Transitions Signature GEN 8 / XTRActive: Progressive N —Plastic NA High-index Plastic 1.66/1.67 NH Photochromic-Plastic PR	CM

	1.74 High-index Plastic w/ applicable AR: Progressive N—Plastic NA High-index Plastic 1.70 & Above NJ Anti-Reflective Coating C QT UV Protection—Backside BV Crizal Alize UV	CM
	1.74 High-index Plastic w/ applicable AR: Progressive N—Plastic NA High-index Plastic 1.70 & Above NJ Anti-Reflective Coating D QV UV Protection—Backside BV Crizal Avance UV, Crizal Previncia and Crizal Sapphire 360 UV	CM
	1.74 High-index Plastic Photochromic Transitions Signature GEN 8 w/ applicable AR: Progressive N—Plastic NA High-index Plastic 1.70 & Above NJ Photochromic-Plastic PR Anti-Reflective Coating C QT UV Protection—Backside BV Crizal Alize UV	CM
	1.74 High-index Plastic Photochromic Transitions Signature GEN 8 w/ applicable AR: Progressive N—Plastic NA High-index Plastic 1.70 & Above NJ Photochromic-Plastic PR Anti-Reflective Coating D QV UV Protection—Backside BV Crizal Avance UV, Crizal Previncia and Crizal Sapphire 360 UV	CM
	Polycarbonate: Progressive N —Plastic NA Polycarbonate ND	CM
	Polycarbonate Polarized: Progressive N—Plastic NA Polycarbonate ND Polarized NP	CM
	Polycarbonate Transitions Signature GEN 8 / XTRActive: Progressive N —Plastic NA Polycarbonate ND Photochromic-Plastic PR	CM

	Trivex: Progressive N—Plastic NA High-index Plastic 1.53-1.60/Trivex NB	CM
	Trivex Transitions Signature GEN 8: Progressive N—Plastic NA High-index Plastic 1.53-1.60/Trivex NB Photochromic-Plastic PR	CM
Varilux Stylistic (Essilor)	1.50 Plastic Transitions Signature GEN 8: Progressive O —Plastic OA Photochromic-Plastic PR	CM
	1.50 Plastic Polarized: Progressive O—Plastic OA Polarized OP	CM
	1.67 High-index Polarized: Progressive O—Plastic OA High-index Plastic 1.66/1.67 OH Polarized OP	CM
	1.67 High-index Plastic Transitions Signature GEN 8: Progressive O—Plastic OA High-index Plastic 1.66/1.67 OH Photochromic-Plastic PR	CM
	Polycarbonate Polarized: Progressive O—Plastic OA Polycarbonate OD Polarized OP	CM
Varilux X Design Technology (Essilor)	1.50 Plastic: Progressive O—Plastic OA	CM
	1.50 Plastic Polarized: Progressive O—Plastic OA Polarized OP	CM
	1.50 Plastic Transitions Signature GEN 8 / XTRActive: Progressive O—Plastic OA Photochromic-Plastic PR	CM
	1.67 High-index Plastic: Progressive O—Plastic OA High-index Plastic 1.66/1.67 OH	CM
	1.67 High-index Plastic Transitions Signature GEN 8 / XTRActive: Progressive O—Plastic OA High-index Plastic 1.66/1.67 OH Photochromic-Plastic PR	CM

	Trivex Transitions Signature GEN 8: Progressive O—Plastic High-index Plastic 1.53-1.60/Trivex Photochromic-Plastic	OA OB PR	CM
Varilux X Fit Technology (Essilor)	1.50 Plastic: Progressive N—Plastic	NA	CM
	1.50 Plastic Polarized: Progressive N—Plastic Polarized	NA NP	CM
	1.50 Plastic Transitions Signature GEN 8 / XTRActive: Progressive N—Plastic Photochromic-Plastic	NA PR	CM
	1.67 High Index: Progressive N—Plastic High-index Plastic 1.66/1.67	NA NH	CM
	1.67 High-index Plastic Transitions Signature GEN 8 / XTRActive: Progressive N—Plastic High-index Plastic 1.66/1.67 Photochromic-Plastic	NA NH PR	CM
	1.74 High-index Plastic w/ applicable AR: Progressive N --Plastic High-index Plastic 1.70 & Above Anti Reflective Coating C UV Protection - Backside Crizal Alize UV	NA NJ QT BV	CM
	1.74 High-index Plastic w/ applicable AR: Progressive N --Plastic High-index Plastic 1.70 & Above Anti Reflective Coating D UV Protection – Backside Crizal Avance UV, Crizal Previncia and Crizal Sapphire 360 UV	NA NJ QV BV	CM
	1.74 High-index Plastic Photochromic Transitions Signature GEN 8 w/ applicable AR: Progressive N—Plastic High-index Plastic 1.70 & Above Photochromic-Plastic Anti Reflective Coating C UV Protection - Backside Crizal Alize UV	NA NJ PR QT BV	CM

	1.74 High-index Plastic Photochromic Transitions Signature GEN 8 w/ applicable AR: Progressive N—Plastic NA High-index Plastic 1.70 & Above NJ Photochromic-Plastic PR Anti Reflective Coating D QV UV Protection – Backside BV Crizal Avance UV, Crizal Previncia and Crizal Sapphire 360 UV		CM
	Polycarbonate: Progressive N—Plastic NA Polycarbonate ND		CM
	Polycarbonate Polarized: Progressive N—Plastic NA Polycarbonate ND Polarized NP		CM
	Polycarbonate Transitions Signature GEN 8 / XTRActive: Progressive N—Plastic NA Polycarbonate ND Photochromic-Plastic PR		CM
	Trivex: Progressive N—Plastic NA High-index Plastic 1.53-1.60/Trivex NB		CM
	Trivex Transitions Signature GEN 8: Progressive N—Plastic NA High-index Plastic 1.53-1.60/Trivex NB Photochromic-Plastic PR		CM
Vision Ease Photochromic (Vision Ease)	Photochromic-Plastic PR Note: Vision Ease Photochromic is available in many lens styles. Please refer to the specific lens brand name for the appropriate lens enhancement code(s).		
Vivid AR (Vision Ease Lens)	Anti-Reflective Coating C	QT	LC
Vivix Stainless LUV Coating (I-Coat)	Anti-Reflective Coating C UV Protection - Backside	QT BV	
w			
x			
X-Cel 8 x 35 (X-Cel)	1.54 Mid Index Plastic Transitions Signature: High-index Plastic 1.53-1.60/Trivex AB Photochromic-Plastic PR		LC
Xperio SV Lenses (Essilor)	1.50 SV Plastic Spherical: Polarized - Plastic	DA	LC

	1.60 SV High-index Plastic Spherical: Polarized - Plastic High-index Plastic 1.53-1.60/Trivex	DA DB	LC
	1.60 SV High-index Plastic: Polarized—Plastic A Polarized - High-index Plastic 1.66/1.67	DA DH	LC
	1.67 SV High-index Plastic Aspheric: Digital Aspheric - Plastic Polarized - Plastic Polarized - High-index Plastic 1.66/1.67	BA DA DH	LC
	Polycarbonate SV Aspheric: Digital Aspheric - Plastic Polarized – Plastic Polarized Polycarbonate	BA DA DD	LC
	Polycarbonate SV Spherical/Aspheric: Polarized - Plastic Polarized Polycarbonate	DA DD	LC
Xperio UV (Essilor)	Anti-Reflective Coating C	QT	
Y			
Younger DriveWear (Younger)	Single Vision/FT28 DriveWear: Polarized - Plastic Photochromic-Plastic	DA PR	
	Polycarbonate SV DriveWear: Polarized - Plastic Polarized Polycarbonate Photochromic-Plastic	DA DD PR	
Younger SV/BF/TF Lenses (Younger)	Spherical SV/FT28/28 Plastic 1.50 Transitions XTRActive: Photochromic-Plastic	PR	LC
	1.56 SV Spherical Transitions Signature: High-index Plastic 1.53-1.60/Trivex Photochromic-Plastic	AB PR	LC
	1.67 SV MR10 Spherical Transitions XTRActive: High-index Plastic 1.66/1.67 Photochromic-Plastic	AH PR	LC
	Polycarbonate FT28 Transitions Signature: Polycarbonate Photochromic-Plastic	AD PR	LC
Your Eyes (Katz and Klein)	Anti-Reflective Coating B	QN	LC
Z			
ZEISS 3D SV (Carl Zeiss Vision)	Digital 1.50 Plastic: Digital Aspheric - Plastic	BA	LC
	Digital 1.50 Plastic Photochromic Digital Aspheric - Plastic Photochromic-Plastic	BA PR	LC

	Digital 1.50 Plastic Polarized:		LC
	Digital Aspheric - Plastic	BA	
	Polarized - Plastic	DA	
	Digital 1.50 Plastic Transitions Signature:		LC
	Digital Aspheric - Plastic	BA	
	Photochromic-Plastic	PR	
	Digital 1.60 High-index Plastic:		LC
	Digital Aspheric - Plastic	BA	
	High-index Plastic 1.53-1.60/Trivex	BB	
	Digital 1.60 High-index Plastic Photochromic:		LC
	Digital Aspheric - Plastic	BA	
	High-index Plastic 1.66/1.67	BH	
	Photochromic-Plastic	PR	
	Digital 1.60 High-index Plastic Transitions Signature:		LC
	Digital Aspheric - Plastic	BA	
	High-index Plastic 1.66/1.67	BH	
	Photochromic-Plastic	PR	
	Digital 1.67 High-index Plastic:		LC
	Digital Aspheric - Plastic	BA	
	High-index Plastic 1.66/1.67	BH	
	Digital 1.74 High-index Plastic w/ PureCoat AR:		LC
	Digital Aspheric - Plastic	BA	
	High-index Plastic 1.70 & Above	BJ	
	Anti-Reflective Coating D	QV	
	Digital Polycarbonate:		LC
	Digital Aspheric - Plastic	BA	
	Digital Aspheric - Polycarbonate	BD	
	Digital Polycarbonate Photochromic:		LC
	Digital Aspheric - Plastic	BA	
	Digital Aspheric - Polycarbonate	BD	
	Photochromic-Plastic	PR	
	Digital Polycarbonate Polarized:		LC
	Digital Aspheric - Plastic	BA	
	Polarized	DA	
	Polarized Polycarbonate	DD	
	Digital Polycarbonate Transitions Signature:		LC
	Digital Aspheric - Plastic	BA	
	Digital Aspheric - Polycarbonate	BD	
	Photochromic-Plastic	PR	
	Digital Trivex:		LC
	Digital Aspheric - Plastic	BA	
	High-index Plastic 1.53-1.60/Trivex	BB	

	Digital Trivex Transitions Signature:		LC
	Digital Aspheric - Plastic	BA	
	High-index Plastic 1.53-1.60/Trivex	BB	
	Photochromic-Plastic	PR	
	Digital Trivex Photochromic:		LC
	Digital Aspheric - Plastic	BA	
	High-index Plastic 1.53-1.60/Trivex	BB	
	Photochromic-Plastic	PR	
	Digital Trivex Polarized:		LC
	Digital Aspheric - Plastic	BA	
	Polarized - Plastic	DA	
	High-index Plastic 1.53-1.60/Trivex	DB	
	Digital Trivex Polarized Photochromic:		LC
	Digital Aspheric - Plastic	BA	
	Polarized - Plastic	DA	
	High-index Plastic 1.53-1.60/Trivex	DB	
	Photochromic-Plastic	PR	
ZEISS DriveSafe Individual PAL (Carl Zeiss Vision)	1.50 Plastic w/ DuraVision DriveSafe:		CM
	Progressive N—Plastic	NA	
	Anti-Reflective Coating D	QV	
	1.50 Plastic PhotoFusion / PhotoFusion Pro w/ DuraVision DriveSafe:		CM
	Progressive N—Plastic	NA	
	Photochromic-Plastic	PR	
	Anti-Reflective Coating D	QV	
1.50 Plastic Polarized w/ DuraVision Sun UV:		CM	
Progressive N—Plastic	NA		
Polarized	NP		
Anti-Reflective Coating D	QV		
1.60 High-index Plastic w/ DuraVision DriveSafe:		CM	
Progressive N—Plastic	NA		
High-index Plastic 1.53-1.60/Trivex	NB		
Anti-Reflective Coating D	QV		
1.60 High-index Plastic PhotoFusion w/ DuraVision DriveSafe:		CM	
Progressive N—Plastic	NA		
High-index Plastic 1.53-1.60/Trivex	NB		
Photochromic-Plastic	PR		
Anti-Reflective Coating D	QV		
1.67 High-index Plastic w/ DuraVision DriveSafe:		CM	
Progressive N—Plastic	NA		
High-index Plastic 1.66/1.67	NH		
Anti-Reflective Coating D	QV		

	1.67 High-index Plastic PhotoFusion / PhotoFusion Pro w/ DuraVision DriveSafe: Progressive N—Plastic NA High-index Plastic 1.66/1.67 NH Photochromic-Plastic PR Anti-Reflective Coating D QV	CM
	1.67 High-index Plastic Polarized w/ DuraVision DriveSafe: Progressive N—Plastic NA High-index Plastic 1.66/1.67 NH Polarized NP Anti-Reflective Coating D QV	CM
	1.74 High-index Plastic w/DuraVision DriveSafe: Progressive N—Plastic NA High-index Plastic 1.70 & above NJ Anti-Reflective Coating D QV	CM
	Polycarbonate w/ DuraVision DriveSafe: Progressive N—Plastic NA Polycarbonate ND Anti-Reflective Coating D QV	CM
	Polycarbonate PhotoFusion / PhotoFusion Pro w/ DuraVision DriveSafe: Progressive N—Plastic NA Polycarbonate ND Photochromic-Plastic PR Anti-Reflective Coating D QV	CM
	Polycarbonate Polarized w/ Sun UV: Progressive N—Plastic NA Polycarbonate ND Polarized NP Anti-Reflective Coating D QV	CM
	Trivex w/ DuraVision DriveSafe: Progressive N—Plastic NA High-index Plastic 1.53-1.60/Trivex NB Anti-Reflective Coating D QV	CM
	Trivex PhotoFusion/PhotoFusion Extra w/ DuraVision DriveSafe: Progressive N—Plastic NA High-index Plastic 1.53-1.60/Trivex NB Photochromic-Plastic PR Anti-Reflective Coating D QV	CM
	Trivex Polarized w/ DuraVision Sun UV: Progressive N—Plastic NA High-index Plastic 1.53-1.60/Trivex NB Polarized NP Anti-Reflective Coating D QV	CM
ZEISS DriveSafe PAL (Carl Zeiss Vision)	1.50 Plastic w/ DuraVision DriveSafe: Progressive O—Plastic OA Anti-Reflective Coating D QV	CM

	1.50 Plastic PhotoFusion / PhotoFusion Pro w/ DuraVision DriveSafe:		CM
	Progressive O—Plastic	OA	
	Photochromic-Plastic	PR	
	Anti-Reflective Coating D	QV	
	1.50 Plastic Polarized w/ DuraVision Sun UV:		CM
	Progressive O—Plastic	OA	
	Polarized	OP	
	Anti-Reflective Coating D	QV	
	1.60 High-index Plastic w/ DuraVision DriveSafe:		CM
	Progressive O—Plastic	OA	
	High-index Plastic 1.53-1.60/Trivex	OB	
	Anti-Reflective Coating D	QV	
	1.60 High-index Plastic PhotoFusion w/ DuraVision DriveSafe:		CM
	Progressive O—Plastic	OA	
	High-index Plastic 1.53-1.60/Trivex	OB	
	Photochromic-Plastic	PR	
	Anti-Reflective Coating D	QV	
	1.67 High-index Plastic w/ DuraVision DriveSafe:		CM
	Progressive O—Plastic	OA	
	High-index Plastic 1.66/1.67	OH	
	Anti-Reflective Coating D	QV	
	1.67 High-index Plastic PhotoFusion / PhotoFusion Pro w/DuraVision DriveSafe:		CM
	Progressive O—Plastic	OA	
	High-index Plastic 1.66/1.67	OH	
	Photochromic-Plastic	PR	
	Anti-Reflective Coating D	QV	
	1.67 High-index Plastic Polarized w/ DuraVision Sun:		CM
	Progressive O—Plastic	OA	
	High-index Plastic 1.66/1.67	OH	
	Polarized	OP	
	Anti-Reflective Coating D	QV	
	1.74 High-index Plastic w/DuraVision DriveSafe:		CM
	Progressive O—Plastic	OA	
	High-index Plastic 1.70 & above	OJ	
	Anti-Reflective Coating D	QV	
	Polycarbonate w/ DuraVision DriveSafe:		CM
	Progressive O—Plastic	OA	
	Polycarbonate	OD	
	Anti-Reflective Coating D	QV	

	Polycarbonate PhotoFusion / PhotoFusion Pro w/ DuraVision DriveSafe: Progressive O—Plastic OA Polycarbonate OD Photochromic-Plastic PR Anti-Reflective Coating D QV	CM
	Polycarbonate Polarized w/ DuraVision Sun: Progressive O—Plastic OA Polycarbonate OD Polarized OP Anti-Reflective Coating D QV	CM
	Trivex w/ DuraVision DriveSafe: Progressive O—Plastic OA High-index Plastic 1.53-1.60/Trivex OB Anti-Reflective Coating D QV	CM
	Trivex PhotoFusion/PhotoFusion Extra w/ DuraVision DriveSafe: Progressive O—Plastic OA High-index Plastic 1.53-1.60/Trivex OB Photochromic-Plastic PR Anti-Reflective Coating D QV	CM
	Trivex Polarized w/ DuraVision Sun: Progressive O—Plastic OA High-index Plastic 1.53-1.60/Trivex OB Polarized OP Anti-Reflective Coating D QV	CM
ZEISS DriveSafe Individual SV (Carl Zeiss Vision)	Digital 1.50 Plastic w/ DuraVision DriveSafe: Digital Aspheric - Plastic BA Anti-Reflective Coating D QV	
	Digital 1.50 Plastic PhotoFusion / PhotoFusion Pro w / DuraVision DriveSafe: Digital Aspheric - Plastic BA Photochromic-Plastic PR Anti-Reflective Coating D QV	
	Digital 1.50 Plastic Polarized w/Duravision Sun UV: Digital Aspheric - Plastic BA Polarized - Plastic DA Anti-Reflective Coating D QV	
	Digital 1.60 High-index Plastic w/ DuraVision DriveSafe: Digital Aspheric - Plastic BA High-index Plastic 1.53-1.60/Trivex BB Anti-Reflective Coating D QV	

	Digital 1.60 High-index Plastic PhotoFusion w/DuraVision DriveSafe: Digital Aspheric - Plastic BA High-index Plastic 1.53-1.60/Trivex BB Photochromic-Plastic PR Anti-Reflective Coating D QV
	Digital 1.67 High-index Plastic w/ DuraVision DriveSafe: Digital Aspheric - Plastic BA High-index Plastic 1.66/1.67 BH Anti-Reflective Coating D QV
	Digital 1.67 High-index Plastic PhotoFusion / PhotoFusion Pro w / DuraVision DriveSafe: Digital Aspheric - Plastic BA High-index Plastic 1.66/1.67 BH Photochromic-Plastic PR Anti-Reflective Coating D QV
	Digital 1.74 High-index Plastic w/ DuraVision DriveSafe: Digital Aspheric - Plastic BA High-index Plastic 1.70 & Above BJ Anti-Reflective Coating D QV
	Digital Polycarbonate w/ DuraVision DriveSafe: Digital Aspheric – Plastic BA Digital Aspheric - Polycarbonate BD Anti-Reflective Coating D QV
	Digital Polycarbonate PhotoFusion / PhotoFusion Pro w/DuraVision DriveSafe: Digital Aspheric – Plastic BA Digital Aspheric – Polycarbonate BD Photochromic-Plastic PR Anti-Reflective Coating D QV
	Digital Polycarbonate Polarized w/ DuraVision Sun UV: Digital Aspheric - Plastic BA Polarized – Plastic DA Polarized Polycarbonate DD Anti-Reflective Coating D QV
	Digital Trivex Polarized w/ DuraVision Sun UV: Digital Aspheric - Plastic BA Polarized - Plastic DA High-index Plastic 1.53-1.60/Trivex DB Anti-Reflective Coating D QV
ZEISS EnergizeMe +0.65D, +0.40D w/ Duravision BlueProtect UV (Carl	Digital 1.50 Plastic: Digital Aspheric - Plastic BA Anti-Reflective Coating D QV Technical Add-On A TA

Zeiss Vision) *DuraVision Sun UV used on Polarized instances	Digital 1.50 Plastic Polarized:	
	Digital Aspheric - Plastic	BA
	Polarized - Plastic	DA
	Anti-Reflective Coating D	QV
	Technical Add-On A	TA
	Digital 1.50 Plastic PhotoFusion / PhotoFusion Pro:	
	Digital Aspheric – Plastic	BA
	Photochromic-Plastic	PR
	Anti-Reflective Coating D	QV
Technical Add-On A	TA	
Digital 1.60 High-index Plastic:		
Digital Aspheric - Plastic	BA	
High-index Plastic 1.53-1.60/Trivex	BB	
Anti-Reflective Coating D	QV	
Technical Add-On A	TA	
Digital 1.60 High-index Plastic PhotoFusion:		
Digital Aspheric - Plastic	BA	
High-index Plastic 1.53-1.60/Trivex	BB	
Photochromic –Plastic A	PR	
Anti-Reflective Coating D	QV	
Technical Add-On A	TA	
Digital 1.67 High-index Plastic:		
Digital Aspheric - Plastic	BA	
High-index Plastic 1.66/1.67	BH	
Anti-Reflective Coating D	QV	
Technical Add-On A	TA	
Digital 1.67 High-index Plastic PhotoFusion / PhotoFusion Pro:		
Digital Aspheric - Plastic	BA	
High-index Plastic 1.66/1.67	BH	
Photochromic-Plastic	PR	
Anti-Reflective Coating D	QV	
Technical Add-On A	TA	
Digital 1.67 High-index Plastic Polarized:		
Digital Aspheric - Plastic	BA	
Polarized - Plastic	DA	
Polarized - High-index Plastic 1.66/1.67	DH	
Anti-Reflective Coating D	QV	
Technical Add-On A	TA	
Digital 1.74 High-index Plastic:		
Digital Aspheric - Plastic	BA	
High-index Plastic 1.70 & Above	BJ	
Anti-Reflective Coating D	QV	
Technical Add-On A	TA	

	Digital Polycarbonate:	
	Digital Aspheric – Plastic	BA
	Digital Aspheric - Polycarbonate	BD
	Anti-Reflective Coating D	QV
	Technical Add-On A	TA
	Digital Polycarbonate PhotoFusion / PhotoFusion Pro:	
	Digital Aspheric – Plastic	BA
Digital Aspheric - Polycarbonate	BD	
Photochromic-Plastic	PR	
Anti-Reflective Coating D	QV	
Technical Add-On A	TA	
Digital Polycarbonate Polarized:		
Digital Aspheric - Plastic	BA	
Polarized - Plastic	DA	
Polarized Polycarbonate	DD	
Anti-Reflective Coating D	QV	
Technical Add-On A	TA	
Digital Trivex:		
Digital Aspheric - Plastic	BA	
High-index Plastic 1.53-1.60/Trivex	BB	
Anti-Reflective Coating D	QV	
Technical Add-On A	TA	
Digital Trivex PhotoFusion/PhotoFusion Extra:		
Digital Aspheric - Plastic	BA	
High-index Plastic 1.53-1.60/Trivex	BB	
Photochromic-Plastic	PR	
Anti-Reflective Coating D	QV	
Technical Add-On A	TA	
Digital Trivex Polarized:		
Digital Aspheric - Plastic	BA	
Polarized - Plastic	DA	
High-index Plastic 1.53-1.60/Trivex	DB	
Anti-Reflective Coating D	QV	
Technical Add-On A	TA	
ZEISS Officelens Book/Desk/Room (Carl Zeiss Vision)	1.50 Plastic:	
	Near Variable Focus - Plastic	IA
	1.60 High-index Plastic:	
	Near Variable Focus - Plastic	IA
NVF - High-index Plastic 1.53-1.60/Trivex	IB	
1.67 High-index Plastic:		
Near Variable Focus - Plastic	IA	
High-index Plastic 1.67	II	
Polycarbonate:		
Near Variable Focus - Plastic	IA	
NVF - Polycarbonate	ID	

	Trivex: Near Variable Focus - Plastic IA NVF - High-index Plastic 1.53-1.60/Trivex IB
Zeiss PhotoFusion (Carl Zeiss Vision)	Photochromic-Plastic PR Note: PhotoFusion is available in many lens styles. Please refer to the specific lens brand name for the appropriate lens enhancement code(s). *PhotoFusion Blue is not available through the Vision Care formulary.
ZEISS Progressive Light D 14, 18 (Carl Zeiss Vision)	1.50 Plastic: Progressive K—Plastic KA
	1.50 Plastic PhotoFusion / PhotoFusion Pro: Progressive K—Plastic KA Photochromic-Plastic PR
	1.50 Plastic Polarized: Progressive K—Plastic KA Polarized KP
	1.60 High-index Plastic: Progressive K—Plastic KA High-index Plastic 1.53-1.60/Trivex KB
	1.60 High-index Plastic PhotoFusion / PhotoFusion Pro: Progressive K—Plastic KA High-index Plastic 1.53-1.60/Trivex KB Photochromic-Plastic PR
	1.67 High-index Plastic: Progressive K—Plastic KA High-index Plastic 1.66/1.67 KH
	1.67 High-index Plastic PhotoFusion / PhotoFusion Pro: Progressive K—Plastic KA High-index Plastic 1.66/1.67 KH Photochromic-Plastic PR
	1.67 High-index Plastic Polarized: Progressive K—Plastic KA High-index Plastic 1.66/1.67 KH Polarized KP
	Polycarbonate: Progressive K—Plastic KA Polycarbonate KD
	Polycarbonate PhotoFusion / PhotoFusion Pro: Progressive K—Plastic KA Polycarbonate KD Photochromic-Plastic PR

	Polycarbonate Polarized: Progressive K—Plastic Polycarbonate Polarized	KA KD KP
	Trivex: Progressive K—Plastic High-index Plastic 1.53-1.60/Trivex	KA KB
	Trivex PhotoFusion/PhotoFusion Extra: Progressive K—Plastic High-index Plastic 1.53-1.60/Trivex Photochromic-Plastic	KA KB PR
	Trivex Polarized: Progressive J—Plastic High-index Plastic 1.53-1.60/Trivex Polarized	KA KB KP
ZEISS Progressive Light H 14,16,18 (Carl Zeiss Vision)	1.50 Plastic: Progressive J—Plastic	JA
	1.50 Plastic PhotoFusion / PhotoFusion Pro: Progressive J – Plastic Photochromic-Plastic	JA PR
	1.50 Plastic Polarized: Progressive J—Plastic Polarized	JA JP
	1.60 High-index Plastic: Progressive J—Plastic High-index Plastic 1.53-1.60/Trivex	JA JB
	1.60 High-index Plastic PhotoFusion / PhotoFusion Pro: Progressive J—Plastic High-index Plastic 1.53-1.60/Trivex Photochromic-Plastic	JA JB PR
	1.67 High-index Plastic: Progressive J—Plastic High-index Plastic 1.66/1.67	JA JH
	1.67 High-index Plastic PhotoFusion / PhotoFusion Pro: Progressive J—Plastic High-index Plastic 1.66/1.67 Photochromic-Plastic	JA JH PR
	1.67 High-index Plastic Polarized: Progressive J—Plastic High-index Plastic 1.66/1.67 Polarized	JA JH JP
	Polycarbonate: Progressive J—Plastic Polycarbonate	JA JD

	Polycarbonate PhotoFusion / PhotoFusion Pro: Progressive J—Plastic Polycarbonate Photochromic-Plastic	JA JD PR
	Polycarbonate Polarized: Progressive J—Plastic Polycarbonate Polarized	JA JD JP
	Trivex: Progressive J—Plastic High-index Plastic 1.53-1.60/Trivex	JA JB
	Trivex PhotoFusion/PhotoFusion Extra: Progressive K—Plastic High-index Plastic 1.53-1.60/Trivex Photochromic-Plastic	JA JB PR
	Trivex Polarized: Progressive J—Plastic High-index Plastic 1.53-1.60/Trivex Polarized	JA JB JP
	ZEISS Progressive Light V (Carl Zeiss Vision)	1.50 Plastic: Progressive F—Plastic
1.50 Plastic PhotoFusion / PhotoFusion Pro Progressive F – Plastic Photochromic-Plastic		FA PR
1.50 Plastic Polarized: Progressive F—Plastic Polarized		FA FP
1.60 High-index Plastic: Progressive F—Plastic High-index Plastic 1.53-1.60/Trivex		FA FB
1.60 High-index Plastic PhotoFusion / PhotoFusion Pro: Progressive F—Plastic High-index Plastic 1.53-1.60/Trivex Photochromic-Plastic		FA FB PR
1.67 High-index Plastic: Progressive F—Plastic High-index Plastic 1.66/1.67		FA FH
1.67 High-index Plastic PhotoFusion / PhotoFusion Pro: Progressive F—Plastic High-index Plastic 1.66/1.67 Photochromic-Plastic		FA FH PR
1.67 High-index Plastic Polarized: Progressive F—Plastic High-index Plastic 1.66/1.67 Polarized		FA FH FP

	Polycarbonate: Progressive F—Plastic Polycarbonate	FA FD	
	Polycarbonate PhotoFusion / PhotoFusion Pro: Progressive F—Plastic Polycarbonate Photochromic-Plastic	FA FD PR	
	Polycarbonate Polarized: Progressive F—Plastic Polycarbonate Polarized	FA FD FP	
	Trivex: Progressive F—Plastic High-index Plastic 1.53-1.60/Trivex	FA FB	
	Trivex PhotoFusion/PhotoFusion Extra: Progressive K—Plastic High-index Plastic 1.53-1.60/Trivex Photochromic-Plastic	FA FB PR	
	Trivex Polarized: Progressive F—Plastic High-index Plastic 1.53-1.60/Trivex Polarized	FA FB FP	
	ZEISS SmartLife Individual, Individual L/M/S, Individual I L/M/S, Individual N L/M/S, (Carl Zeiss Vision)	1.50 Plastic: Progressive N—Plastic	NA
1.50 Plastic PhotoFusion / PhotoFusion Pro: Progressive N—Plastic Photochromic-Plastic		NA PR	CM
1.50 Plastic Polarized: Progressive N—Plastic Polarized		NA NP	CM
1.50 Plastic Transitions XTRActive Polarized: Progressive N—Plastic Polarized Photochromic – Plastic		NA NP PR	CM
1.60 High-index Plastic: Progressive N—Plastic High-index Plastic 1.53-1.60/Trivex		NA NB	CM
1.60 High-index Plastic PhotoFusion / PhotoFusion Pro: Progressive N—Plastic High-index Plastic 1.53-1.60/Trivex Photochromic-Plastic		NA NB PR	CM
1.67 High-index Plastic: Progressive N—Plastic High-index Plastic 1.66/1.67		NA NH	CM

	1.67 High-index Plastic PhotoFusion / PhotoFusion Pro: Progressive N—Plastic High-index Plastic 1.66/1.67 Photochromic-Plastic	NA NH PR	CM
	1.67 High-index Plastic Polarized: Progressive N—Plastic High-index Plastic 1.66/1.67 Polarized	NA NH NP	CM
	1.74 High-index Plastic Polarized: Progressive N—Plastic High-index Plastic 1.70 & Above	NA NJ	CM
	Polycarbonate: Progressive N—Plastic Polycarbonate	NA ND	CM
	Polycarbonate PhotoFusion / PhotoFusion Pro: Progressive N—Plastic Polycarbonate Photochromic-Plastic	NA ND PR	CM
	Polycarbonate Polarized: Progressive N—Plastic Polycarbonate Polarized	NA ND NP	CM
	Polycarbonate Transitions XTRActive Polarized: Progressive N—Plastic Polycarbonate Polarized Photochromic – Plastic	NA ND NP PR	
	Trivex: Progressive N—Plastic High-index Plastic 1.53-1.60/Trivex	NA NB	CM
	Trivex PhotoFusion/PhotoFusion Extra: Progressive K—Plastic High-index Plastic 1.53-1.60/Trivex Photochromic-Plastic	NA NB PR	CM
	Trivex Polarized: Progressive N—Plastic High-index Plastic 1.53-1.60/Trivex Polarized	NA NB NP	CM
ZEISS SmartLife Individual Single Vision (Carl Zeiss Vision)	Digital 1.50 Plastic: Digital Aspheric - Plastic	BA	LC
	Digital 1.50 Plastic PhotoFusion: Digital Aspheric - Plastic Photochromic-Plastic	BA PR	LC
	Digital 1.50 Plastic PhotoFusion Pro: Digital Aspheric - Plastic Photochromic-Plastic	BA PR	LC

Digital 1.50 Plastic Polarized:		LC
Digital Aspheric - Plastic	BA	
Polarized - Plastic	DA	
Digital 1.50 Plastic Transitions XTRActive Polarized:		LC
Digital Aspheric - Plastic	BA	
Polarized – Plastic	DA	
Photochromic – Plastic	PR	
Digital 1.56 Mid Index Plastic:		LC
Digital Aspheric - Plastic	BA	
High-index Plastic 1.53-1.60/Trivex	BB	
Digital 1.60 High-index Plastic PhotoFusion:		LC
Digital Aspheric - Plastic	BA	
High-index Plastic 1.53-1.60/Trivex	BB	
Photochromic-Plastic	PR	
Digital 1.60 High-index Plastic PhotoFusion Pro:		LC
Digital Aspheric - Plastic	BA	
High-index Plastic 1.53-1.60/Trivex	BB	
Photochromic-Plastic	PR	
Digital 1.60 High-index Plastic Polarized:		LC
Digital Aspheric - Plastic	BA	
Polarized - Plastic	DA	
High-index Plastic 1.53-1.60/Trivex	DB	
Digital 1.67 High-index Plastic:		LC
Digital Aspheric - Plastic	BA	
High-index Plastic 1.66/1.67	BH	
Digital 1.67 High-index Plastic PhotoFusion:		LC
Digital Aspheric - Plastic	BA	
High-index Plastic 1.66/1.67	BH	
Photochromic-Plastic	PR	
Digital 1.67 High-index Plastic PhotoFusion Pro:		LC
Digital Aspheric - Plastic	BA	
High-index Plastic 1.66/1.67	BH	
Photochromic-Plastic	PR	
Digital 1.67 High-index Plastic Polarized:		LC
Digital Aspheric - Plastic	BA	
Polarized - Plastic	DA	
Polarized - High-index Plastic 1.66/1.67	DH	
Digital 1.74 High-index Plastic:		LC
Digital Aspheric - Plastic	BA	
High-index Plastic 1.70 & Above	BJ	
Digital Polycarbonate:		LC
Digital Aspheric – Plastic	BA	
Digital Aspheric - Polycarbonate	BD	

	Digital Polycarbonate PhotoFusion: Digital Aspheric – Plastic BA Digital Aspheric - Polycarbonate BD Photochromic-Plastic PR	LC
	Digital Polycarbonate PhotoFusion Pro: Digital Aspheric – Plastic BA Digital Aspheric - Polycarbonate BD Photochromic-Plastic PR	LC
	Digital Polycarbonate Polarized: Digital Aspheric – Plastic BA Polarized Polycarbonate DD Polarized - Plastic DA	LC
	Digital Polycarbonate Transitions XTRActive Polarized: Digital Aspheric – Plastic BA Polarized Polycarbonate DD Polarized – Plastic DA Photochromic – Plastic	LC
	Digital Trivex: Digital Aspheric - Plastic BA High-index Plastic 1.53-1.60/Trivex BB	LC
ZEISS SmartLife Digital Lens 500/750/1000/1250 (Carl Zeiss Vision)	1.50 Plastic: Digital Aspheric – Plastic BA Technical Add-On A TA	
	1.50 Plastic PhotoFusion / PhotoFusion Pro: Digital Aspheric – Plastic BA Photochromic-Plastic PR Technical Add-On A TA	
	1.50 Plastic Polarized: Digital Aspheric– Plastic BA Polarized Lenses – Plastic DA Technical Add-On A TA	
	1.50 Plastic Transitions XTRActive Polarized: Digital Aspheric– Plastic BA Polarized Lenses – Plastic DA Photochromic – Plastic PR Technical Add-On A TA	
	1.60 High-index Plastic: Digital Aspheric – Plastic BA High-index Plastic 1.53-1.60/Trivex BB Technical Add-On A TA	
	1.60 High-index Plastic PhotoFusion / PhotoFusion Pro: Digital Aspheric – Plastic BA High-index Plastic 1.53-1.60/Trivex BB Photochromic-Plastic PR Technical Add-On A TA	

1.67 High-index Plastic:	
Digital Aspheric – Plastic	BA
High-index Plastic 1.66/1.67	BH
Technical Add-On A	TA
1.67 High-index Plastic PhotoFusion / PhotoFusion Pro:	
Digital Aspheric – Plastic	BA
High-index Plastic 1.66/1.67	BH
Photochromic-Plastic	PR
Technical Add-On A	TA
1.67 High-index Plastic Polarized:	
Digital Aspheric – Plastic	BA
Polarized Lenses – Plastic	DA
High-index Plastic 1.66/1.67	DH
Technical Add On-A	TA
1.74 High-index Plastic:	
Digital Aspheric – Plastic	BA
High-index Plastic 1.70 & Above	BJ
Technical Add-On A	TA
Polycarbonate:	
Digital Aspheric – Plastic	BA
Digital Aspheric – Polycarbonate	BD
Technical Add-On A	TA
Polycarbonate PhotoFusion / PhotoFusion Pro:	
Digital Aspheric – Plastic	BA
Digital Aspheric - Polycarbonate	BD
Photochromic-Plastic	PR
Technical Add-On A	TA
Polycarbonate Polarized:	
Digital Aspheric – Plastic	BA
Polarized Plastic	DA
Digital Aspheric – Polycarbonate	DD
Technical Add-On A	TA
Polycarbonate Transitions XTRActive Polarized:	
Digital Aspheric – Plastic	BA
Polarized Plastic	DA
Digital Aspheric – Polycarbonate	DD
Photochromic – Plastic	PR
Technical Add-On A	TA
Trivex:	
Digital Aspheric – Plastic	BA
High-index Plastic 1.53-1.60/Trivex	BB
Technical Add-On A	TA
Trivex PhotoFusion/PhotoFusion Extra:	
Digital Aspheric – Plastic	BA
High-index Plastic 1.53-1.60/Trivex	BB
Photochromic-Plastic	PR
Technical Add-On A	TA

	Trivex Polarized: Digital Aspheric – Plastic BA Polarized Plastic DA High-index Plastic 1.53-1.60/Trivex DB Technical Add-On A TA
ZEISS SmartLife Plus/Pure L, M, S (Carl Zeiss Vision)	1.50 Plastic: Progressive O—Plastic OA
	1.50 Plastic PhotoFusion / PhotoFusion Pro: Progressive O—Plastic OA Photochromic-Plastic PR
	1.50 Plastic Polarized: Progressive O—Plastic OA Polarized OP
	1.50 Plastic Transitions XTRActive Polarized: Progressive O—Plastic OA Polarized OP Photochromic – Plastic PR
	1.60 High-index Plastic: Progressive O—Plastic OA High-index Plastic 1.53-1.60/Trivex OB
	1.60 High-index Plastic PhotoFusion / PhotoFusion Pro: Progressive O—Plastic OA High-index Plastic 1.53-1.60/Trivex OB Photochromic-Plastic PR
	1.67 High-index Plastic: Progressive O—Plastic OA High-index Plastic 1.66/1.67 OH
	1.67 High-index Plastic PhotoFusion / PhotoFusion Pro: Progressive O—Plastic OA High-index Plastic 1.66/1.67 OH Photochromic-Plastic PR
	1.67 High-index Plastic Polarized: Progressive O—Plastic OA High-index Plastic 1.66/1.67 OH Polarized OP
	1.74 High-index Plastic Polarized: Progressive O—Plastic OA High-index Plastic 1.70 & Above OJ
	Polycarbonate: Progressive O—Plastic OA Polycarbonate OD

	Polycarbonate PhotoFusion / PhotoFusion Pro: Progressive O—Plastic OA Polycarbonate OD Photochromic-Plastic PR	
	Polycarbonate Polarized: Progressive O—Plastic OA Polycarbonate OD Polarized OP	
	Polycarbonate Transitions XTRActive Polarized: Progressive O—Plastic OA Polycarbonate OD Polarized OP Photochromic – Plastic PR	
	Trivex: Progressive O—Plastic OA High-index Plastic 1.53-1.60/Trivex OB	
	Trivex PhotoFusion/PhotoFusion Extra: Progressive O—Plastic OA High-index Plastic 1.53-1.60/Trivex OB Photochromic-Plastic PR	
	Trivex Polarized: Progressive O—Plastic OA High-index Plastic 1.53-1.60/Trivex OB Polarized OP	
	ZEISS SmartLife Superb (Carl Zeiss Vision)	1.50 Plastic: CM Progressive O—Plastic OA
1.50 Plastic PhotoFusion / PhotoFusion Pro: CM Progressive O—Plastic OA Photochromic-Plastic PR		
1.50 Plastic Polarized: CM Progressive O—Plastic OA Polarized OP		
1.50 Plastic Transitions XTRActive Polarized: CM Progressive O—Plastic OA Polarized OP Photochromic – Plastic PR		
1.60 High-index Plastic: CM Progressive O—Plastic OA High-index Plastic 1.53-1.60/Trivex OB		
1.60 High-index Plastic PhotoFusion / PhotoFusion Pro: CM Progressive O—Plastic OA High-index Plastic 1.53-1.60/Trivex OB Photochromic-Plastic PR		

	1.67 High-index Plastic:		CM
	Progressive O—Plastic	OA	
	High-index Plastic 1.66/1.67	OH	
	1.67 High-index Plastic PhotoFusion / PhotoFusion Pro:		CM
	Progressive O—Plastic	OA	
	High-index Plastic 1.66/1.67	OH	
	Photochromic-Plastic	PR	
	1.67 High-index Plastic Polarized:		CM
	Progressive O—Plastic	OA	
	High-index Plastic 1.66/1.67	OH	
	Polarized	OP	
	1.74 High-index Plastic Polarized:		CM
	Progressive O—Plastic	OA	
	High-index Plastic 1.70 & Above	OJ	
	Polycarbonate:		CM
	Progressive O—Plastic	OA	
	Polycarbonate	OD	
	Polycarbonate PhotoFusion / PhotoFusion Pro:		CM
	Progressive O—Plastic	OA	
	Polycarbonate	OD	
	Photochromic-Plastic	PR	
	Polycarbonate Polarized:		CM
	Progressive O—Plastic	OA	
	Polycarbonate	OD	
	Polarized	OP	
	Trivex:		CM
	Progressive O—Plastic	OA	
	High-index Plastic 1.53-1.60/Trivex	OB	
	Trivex Polarized:		CM
	Progressive O—Plastic	OA	
	High-index Plastic 1.53-1.60/Trivex	OB	
	Polarized	OP	

Special Note

CM – Custom Measurements Eligible This progressive lens is customizable for the most precise prescription. Your practice can receive an additional fee when the frame wrap, pantoscopic tilt, and vertex distance measurements are submitted with your lab order via **eClaim** at eyefinity.com. Please refer to the [VSP Signature Plan®](#) and [VSP Choice Plan®](#) Lens Enhancements Charts for details.

LC – Lab Choice This product is not branded for VSP orders and is available as an unbranded or lab choice selection through the claim submission process. When these products are ordered, it is the lab's choice as to which product is provided. The doctor may not request a specific brand or product for these orders.

Unavailable These lens/coatings are not available for use with VSP benefits. If dispensed, VSP

benefits can't be applied to the lens OR frame. This is a private transaction between you and the patient. Do not submit claims to VSP for payment.

Amplitude IQ (Hoya) Autograph II SV Neox (Shamir) Chromagen (Chromagen Vision LLC) ColorMax Color Vision Enhancement (ColorMax) CompuClear (Essilor) CPF - Corning Photochromic Filter (Corning Medical Optics) Definity 3 Definity 3 Plus Emergencee (Adlens) Empower (Pixel Optics) Encepcion (Vmax) EnChroma Cx EnChroma Lx Eyecode Lenses (Essilor) Golfer's Choice (Aire O'Lite) Hemisphere (Adlens) Hi-Contrast Amber Polarized (K.B. Co.) High X (Xcel) Hoyalux iD InStyle (Hoya) Hoyalux iD MyStyle (Hoya) Hyperindex (Optima) Hyperindex 160 Aspheric (Optima) Hyperindex 166 Aspheric (Optima) Hyperindex 166 Aspheric Double Concave (Optima) Hyperview 166 (Optima) Indo SV Superfin 1.523, SV 1.523 Indosol (Indo Corporation) John Lennon Collection (Adlens) Kodak Anti Fatigue Lenses (Signet Armorlite) Kodak Monitor (Signet Armorlite)	Kodak Unique DS Melavision (Photoprotective Tech.) Myo-Thin (Optimed of Belgium) Neurolens® Nikon SeeMax Power Progressive (Nikon) Nikon SeeMax Power AP Progressive (Nikon) Nikon SeeMax Ultimate (Nikon) Optima Products (Optima, Inc.) Opti-Fog (Essilor) Perfas (Seiko) PFO Products (PFO Global) Photopolar (Aura Lens Products) Polarized Neutral Gray/Brown (K.B. Co.) Polarized Sky Blue (K.B. Co.) Polarized SV 1.67 Aspheric (Optima) Prestige II (Seiko) Private Label Lenses (Various Manufacturers) ProFit Products (ProFit Optix) Resolution (Optima) Resolution Response (Optima) Shamir Golf SV (Shamir) Shaw Lens (Shaw Lens, Inc.) Shooter Lenses (K.B. Co.) Superfocus (Superfocus) SV 1.74 EcoLeaf (Thai Optical Group) TruClear/TruClear HD (Essilor) Varilux Physio Enhanced Azio (Essilor) Varilux Physio Enhanced India (Essilor) Varilux S 4D (Essilor) Vivix I C No Fog (I-Coat) Wrap Solutions (KB Co.) Wrap Tech (Seiko)
---	---

Proprietary Lens and Frame List

Refer to the Billing Procedures for Proprietary Lens and Frame Orders	Avantek (Hoya) Bollé (Bollé America) Chimistrie Magnetic Lens System (Eyenavision) Click 12 Costa Del Mar (Costa Del Mar) Eyephoric Lenses (Dist. By Optica Italee) Focus (Adlens) Gunnar Computer Eyewear (Gunnar Optiks) Hobie (Hobie) Kazuo Kawasaki Lenses (Dist. By Optica Italee) Nikon Performance (Nikon)
---	---

	<p>Oakley Lenses (Oakley) Panoptx (Panoptx) Ray Bans (Luxottica) Rudy Project Serengeti Lenses (Serengeti) Silhouette/Adidas (Silhouette) Silhouette Panorama (Silhouette) Spy Optic Suncloud Rose (Suncloud) SwissFlex (Eye Systems)</p>
--	---

PROPRIETARY LENS AND FRAME

Effective August 14, 2019, Maui Jim joined the VSP Formulary and VSP Contract Lab Network; standard billing procedures apply. For dates of service on or before August 13, 2019, please follow the Proprietary Lens and Frame Procedures below for charging your patient. **NOTE:** Due to a known system issue, you'll need to submit these claims on paper.

Some proprietary products are available for use with VSP benefits under the Proprietary Lens and Frame Procedure. Please refer to the Guidelines below for information.

Guidelines

This isn't a complete list of products. Please refer to the [Product Index](#) for a complete list.

Description	Sample Products	Guidelines
Proprietary Genuine Brand Lens & Frame: Genuine brand name Rx lenses that must be sent to the frame company's lab or a non-VSP contract lab	Bollé Costa Del Mar Maui Jim (on or before 8/13/19) Oakley Panoptx Serengeti Suncloud Adlens Focuss (Adlens)	For products listed in the Product Index as a proprietary lens and frame, see Proprietary Lens and Frame Orders . Products not listed in the Product Index aren't covered. Call VSP at 800.615.1883 to verify coverage and receive billing instructions.
Reproductions of genuine brand name lenses, that are produced in a contract lab	Bollé Costa Del Mar Maui Jim Oakley Panoptx Serengeti Suncloud	Use a contract lab and applicable lens enhancement code(s).

Description	Sample Products	Guidelines
<p>Proprietary Frame Mounting: Any frame and lens mounting combination that can't be fabricated by a VSP contract lab</p>	<p>Click 12—lenses Eyephorics—lenses Kazuo Kawasaki—lenses Nikon Performance Packages Silhouette/Adidas—sport insert #A741 SwissFlex—lenses w/oval drill holes</p>	<p>For products listed in the Product Index as a proprietary lens and frame, see Proprietary Lens and Frame Orders.</p> <p>Products not listed in the Product Index aren't covered. Call VSP at 800.615.1883 to verify coverage and receive billing instructions.</p>
<p>Complicated lens/frame mounts that some contract labs can fabricate</p>	<p>Air Titanium—notched lenses Silhouette—rimless lenses Lindberg Optic Design—lenses Toki—rimless lenses</p>	<p>Use a contract lab and applicable lens enhancement code(s).</p>
<p>Fitovers, or frames made specifically to fit over a pair of prescription eyeglasses</p>	<p>Fitovers</p>	<p>Covered only when glazed with prescription lenses. If your patient has plano benefits, a frame with plano lenses can be used. Otherwise, fitovers aren't covered by VSP and handled privately.</p>

Description	Sample Products	Guidelines
Readers	Scojo Vision, LLC	Readers are only covered if the generic lenses supplied with the frame are replaced with custom prescription lenses at the time of purchase. Otherwise, they're not covered by VSP and should be handled as a private transaction.
Diving masks when Rx-able lenses are glued directly into the mask		This is not available for use with VSP benefits. If dispensed, VSP benefits can't be applied to the lens OR frame. This is a private transaction between you and the patient. Do not submit claims to VSP for payment.
General sports goggles with an adapter or insert in which a lab can fabricate and mount lenses relatively easily—Includes diving masks with an adapter.	Rec Specs Silhouette–Adidas	Please use a contract lab and all applicable lens enhancement code(s).
Clip-ons with frame, priced as one unit are considered a single frame.	See Patient Lens Enhancements Explanations .	Handle this frame as you would any other frame. Enter the wholesale single unit price in wholesale frame cost box. If the frame is unlisted, enter the acquisition cost in the wholesale frame cost box.
Clip-ons priced separately from frame.		These are not covered by VSP and constitute a private transaction between the doctor and patient.

Proprietary Lens and Frame Orders

The two products available to process as a private order for proprietary lens and frame order are:

- Genuine brand name RX lenses that must be sent to the frame company's lab or a non-VSP contract lab.
- Frame and lens mounting that can't be fabricated at a VSP contract lab.

Check the [Product Index](#) to see if a product is available as a proprietary lens and frame.

Billing Procedures for Proprietary Lens and Frame Orders

Important! This is only available for genuine brand name RX lenses that must be sent to the frame company's lab or a non-VSP contract lab and frame and lens mounting that can't be fabricated at a VSP contract lab.

Charge your patient 80% of your U&C fee, minus the lens allowance and your scheduled lens dispensing fee. Lens Enhancements normally covered for your patient aren't covered under Proprietary Lens and Frame process.

Note: Collect material, and/or lens copays as you normally would.

CALCULATING PATIENT OUT-OF-POCKET EXPENSES

- Determine your U&C fee for the lens.
- Deduct 20%.
- Subtract the RX lens allowance listed below
 - Single Vision: \$20
 - Bifocal/Progressive: \$35
 - Trifocal: \$45
- Subtract your assigned lens-dispensing fee available on your Assigned Fee Report on **VSPOnline** at **eyefinity.com**.
- Add applicable copays.

The following table is an example you can use to calculate patient charges:

Calculating Patient Charges on Proprietary Lens and Frame Orders

U&C fee for lens	\$
Deduct 20%	- \$
Subtotal	\$
Subtract VSP proprietary RX lens allowance	- \$
Subtract your assigned lens dispensing fee	- \$
Add any applicable copays collected from patient.	\$
Patient's out-of-pocket expense	\$

Calculate the patient's out-of-pocket expenses for frame as you normally would, according to section [Providing Frames](#).

SUBMITTING PROPRIETARY LENS AND FRAME ORDER CLAIMS

Electronic Claim Submission

Order proprietary lens and frame through **eClaim** at **eyefinity.com**:

- Choose the vision type (single vision, bifocal, etc.) in the pull-down menu.
- Choose the material type (plastic, glass, etc.) in the pull-down menu.

- Select “Proprietary Genuine Brand Lens & Frame” or “Proprietary Frame Mounting” as the lens choice.
- Choose Non-VSP Lab (Private Invoice).
- Enter the following in Box 19 on the CMS-1500 form:
 - For a frame and lens mounting that is not available through a VSP contract lab: Type “Proprietary Order \$xxx.xx – non VSP mounting + product name”. The cost of the lenses should be pulled from the lab’s private invoice and the product name should be the frame and lens product that was provided to the patient.
 - For a Genuine brand Rx lenses that are not available through a VSP contract lab: Type “**Proprietary Order \$xxx.xx – Genuine Brand Rx + product name**” The cost of the lenses should be pulled from the lab’s private invoice and the product name should be the frame and lens that was provided to the patient.
- Continue normal claim submission

Please keep a copy of the lab invoice for your files. We may ask for a copy if there’s a question about your submission.

Paper Claim Submission

Submit your patient’s claim form and the lab’s private invoice to VSP.

Enter the following in Box 19 on the CMS-1500 form:

- For a frame and lens mounting that is not available through a VSP contract lab: Type “**Proprietary Order \$xxx.xx – non VSP mounting + product name**”. The cost of the lenses should be pulled from the lab’s private invoice and the product name should be the frame and lens product that was provided to the patient.
- For a Genuine brand Rx lenses that are not available through a VSP contract lab: Type “**Proprietary Order \$xxx.xx – Genuine Brand Rx + product name**” The cost of the lenses should be pulled from the lab’s private invoice and the product name should be the frame and lens that was provided to the patient.

PROVIDER REIMBURSEMENT

We’ll reimburse you for the lens allowance, in addition to your scheduled lens dispensing fee and other fees that may apply.

FIRST-TIME REDOS ON PROPRIETARY LENS AND FRAME ORDERS

First-time redos are a private transaction between you and the patient.

DOCTOR IN-OFFICE LENS ENHANCEMENTS

You may provide the following lens enhancements in your office:

- Plastic Dyes—Pink I and II (IM)
- Plastic Dyes—Gradients (IP)
- Plastic Dyes—Solid Other Colors (IN)
- UV Protection (IV)

Please refer to [Patient Lens Enhancements Explanations](#) for rules related to each lens enhancement.

Important! Refer to the [VSP In-Office Finishing Program](#) section for information and requirements regarding finishing Signature or Choice single vision stock lenses in your office.

Covered Lens Enhancements

You'll be paid the lab fee, plus the service fee, and any tax that applies. Payment will appear under the CO (covered options) column of your statement. For UV protection provided in-office, please note the following:

- UV protection can't be added to lenses that inherently block UV.
- Applicable ANSI standards must be met.
- Doctor-applied UV protection must block 98-100 percent of UVA/UVB rays.

Other Lens Enhancements

Charge your patient the correct Patient Copay in the [VSP Lens Enhancements Chart](#). We won't deduct any lab charge backs from your check because you're providing the lab service for these items. When providing in-office lens enhancements, please note:

- Please carefully inspect any lenses before doing any work on them. If you damage a lens, you're responsible for replacing it.
- You may provide in-office lens enhancements (plastic dyes and UV protection) only if the lens enhancement is the last step in the fabrication process. For example, anti-reflective coating must be applied after a lens has been tinted. So the entire job, including the tint, will be done by the lab to avoid delays. If the lab must dye or UV-coat the lens, the lab will replace the doctor code(s) with its lab code(s) for payment.
- When a redo is required, you must provide the in-office lens enhancement again, regardless of fault. We also require labs to provide original lab-supplied lens enhancements on first-time redos.
- If the lab order information isn't completed properly, the lab may do the work and get payment for services. If the lab inadvertently provides services when the order information is completed correctly, you'll be paid.
- You're required to remit tax on in-office services, as appropriate.
- These In-office lens enhancements cannot be billed on IOF lenses.

Important! You must tell the lab that you're supplying in-office lens enhancements.

Billing for In-Office Lens Enhancements

ON ECLAIM

- Complete the Invoice Services page.
- If supplying a plastic dye, select the appropriate lens enhancement in the Tint Type field:
 - Plastic Dr Supplied—Gradient Color
 - Plastic Dr Supplied—Solid (except Pink 1 and 2)
 - Plastic Dr Supplied—Solid Pink 1 and 2
- If supplying a UV coating, select **Doctor Supplied UV Coating** in the UV coating field.
- The appropriate lab codes will be automatically generated.

ON PAPER

For appropriate payment, mark the following areas on the **Materials Invoice Form**:

1. In the **Lens Enhancement Code** boxes of the **Lab Information** section, enter the code(s) in the spaces provided:

Example:

LAB INFORMATION										
LAB ID CODE	<input type="text"/>	<input type="text"/>	INVOICE #	<input type="text"/>	<input type="text"/>	<input type="text"/>	<input type="text"/>	<input type="text"/>	<input type="text"/>	<input type="text"/>
OPTION CODES:	<input type="text"/>	<input type="text"/>	<input type="text"/>	<input type="text"/>	<input type="text"/>	<input type="text"/>	<input type="text"/>	<input type="text"/>	<input type="text"/>	<input type="text"/>

Note: Only fill in the **Lab Information** section when you provide an approved in-office service. Please don't complete any other fields in this section; this space is designed for lab use.

2. Enter "Dr Sup" (Doctor Supplied) in the **Special Instructions** section to inform the lab you're providing the specified services. Also specify the lens tint color in the **Plastic Dyes** section or enter "UV" in the **Coatings** section for the record.

PROVIDING FRAMES

VSP's material benefit is designed to provide corrective eyewear to members with visual needs. The minimum criteria for coverage is below. Unless your patient has plano coverage, plano or demo lenses may not be provided in a frame billed to VSP (exceptions apply; see [Suncare Enhancement](#) or [Laser VisionCare](#): postoperative care). Providing frames with plano or demo lenses or providing demo lenses back to a patient for the purpose of placing them in a VSP covered frame is a violation of VSP's policy.

If the patient does not have plano coverage as described above, the patient must pay for the non-covered frame as an out-of-pocket expense if the frame will contain plano lenses.

Note: VSP will deny frame-only claims or frame claims with prescriptions that don't meet the VSP's minimum prescription criteria unless the patient is eligible for such materials under their plan benefit coverage.

VSP's minimum prescription criteria:

The combined power in any meridian is ± 0.50 diopters or greater in at least one eye or one of the following exceptions occurs:

- Necessary prism of 0.50 diopters or greater in at least one eye
 - Anisometropia is 0.50 diopters or greater
 - Cylinder power is ± 0.50 diopters or greater
-

General guidelines when providing frames for VSP patients:

- Depending on lab policy, you can send the frame from your office to the lab, have the frame shipped directly from the manufacturer, or use a frame supplied by the lab.
- Unless your patient is eligible for plano lenses, only provide frames with prescription lenses in them that meet our minimum prescription criteria.
- Lenses that don't meet our minimum prescription criteria aren't covered by VSP and can't be dispensed to your patient in or with a VSP-covered frame.

Frames Companies/Lines

Frame companies listed on the [Frame Companies/Lines List](#) have completed our application and meet the following criteria:

- The manufacturer provides us and our doctors with current catalogs and wholesale price lists for their frames, or the manufacturer is listed in the *Frames*® catalog.
- Catalog price or manufacturer's wholesale price doesn't exceed a 25% markup over the typical acquisition price.

When billing us for listed frame companies/lines, please use the frame price indicated on the manufacturer's wholesale price list or the *Frames* catalog list as the wholesale cost. If the manufacturer is not listed on VSP's Frame Companies/Lines List, use your acquisition price when indicating the wholesale cost for in-network frames.

Keep invoices of frame purchases other than those on the Frame Companies/Lines List for at least six years (ten years for Medicare managed care program providers) or as required by federal/state law, from the date of its creation or the date when it last was in effect whichever is greater. We may ask you for these invoices.

We include listed frame companies' entire collections unless otherwise noted.

The purpose of the VSP Frame Companies/Lines List is solely to ease the administration of wholesale frame calculations and provider reimbursement rates. The list does not specify or guarantee that any particular frame manufacturer or frame brand will be covered by VSP at in-network rates. Certain manufacturers and/or brands may be designated by VSP as “out-of-network” and will be reimbursed on an out-of-network basis; this only applies to manufacturers or brands specifically designated as “out-of-network” frames.

Patient’s Frame Allowance

Under the VSP Signature Plan®, your patient’s frame allowance is represented by a combination of the wholesale frame amount and corresponding retail amount for which your patient is covered. Although patients will only be informed of their retail allowance, they’re covered for any in-network (or covered) frame less than or equal to their wholesale or retail allowance.

Effective January 1, 2014, most patients with a VSP Signature Plan will have an extra \$20 on top of their frame allowance when they select Marchon® or Altair® frames. Look for the wholesale and retail allowances for Marchon/Altair and all other frames indicated on the Patient Record Report at authorization. You’ll be reimbursed based on the wholesale equivalent of the patient’s retail allowance for Marchon and Altair frames.

Your patient can apply the frame allowance to any frame, listed or unlisted, (except for out-of-network frames in which case the patient’s out-of-network frame allowance should be applied). If patients choose unlisted frames, use your acquisition cost instead of the *Frames* catalog price when submitting the “wholesale cost” to VSP.

There is no charge to patients for standard frame cases; however, you may charge patients for special orders or for deluxe frame cases.

VSP does not provide a dispensing fee when a patient-supplied frame is used and patients can’t be charged any additional fees.

FRAME OVERAGES

Charge your patient according to our frame overage procedures. When patients choose frames exceeding both their wholesale and equivalent retail allowances, they’re responsible for overages (any amount exceeding their retail frame allowance at 80% of your U&C). Don’t charge your patient more than 80% of U&C for frame overage, plus sales tax if it applies.

Don’t bill patients for standard costs to ship frames to you. Non-standard shipping costs are a private transaction between you and your patients. Tell patients what the cost will be before ordering frames.

Total charges to patients can’t exceed the retail price of frames.

FRAME COMPANIES/LINES

Frame companies on the Frame Companies/Lines List have completed our application and meet the following criteria:

- The manufacturer provides us and our doctors with current catalogs and wholesale price lists for their frames, or the manufacturer is listed in the “Frames” catalog.
- Catalog price or manufacturer’s wholesale price doesn’t exceed a 25% markup over your typical acquisition price.

Billing:

- **Listed** – When billing us for listed frame companies/lines, use the frame price indicated on the manufacturer’s wholesale price list or the Frames catalog list as the wholesale cost.
 - Maui Jim – When billing us for Maui Jim, don’t change the wholesale cost that populates in eClaim (or eLab). Wholesale costs have been provided by Maui Jim to ensure accurate billing and claim payment by VSP. See [Maui Jim](#) for additional details.
- **Non-listed** – If the manufacturer is not listed on VSP’s Frame Companies/Lines List, use your acquisition price when indicating the wholesale cost for in-network frames.
 - Invoices – Keep invoices of frame purchases other than those on the Frame Companies/Lines List for at least six years (ten years for Medicare managed care program providers) or as required by federal/state law, from the date of its creation or the date when it last was in effect whichever is greater. We may ask you for these invoices.

If you haven’t populated a wholesale frame cost, your Explanation of Payment may show a claim denial message.

We include listed frame companies’ entire collections unless otherwise noted.

The purpose of the VSP Frame Companies/Lines list is solely to ease the administration of wholesale frame calculations and provider reimbursement rates. The list does not specify or guarantee that any particular frame manufacturer or frame brand will be covered by VSP at in-network rates. Certain manufacturers and/or brands may be designated by VSP as “out-of-network” and will be reimbursed on an out-of-network basis; this only applies to manufacturers or brands specifically designated as “out-of-network” frames as listed in the [Providing Frames](#) section of the VSP Manual.

Entries don’t imply endorsement, promotion, contracts, or any other relationship between VSP and listed companies. We’ll include listed companies’ entire collections unless otherwise [noted](#).

A

A & A Optical Co., Inc.
Abba Optical, Inc.
Aim Optics
Altair Eyewear

B

Best Image

Bolle´ America
Boston Eye Designs

C

CAC Optical, Inc.
Capri Optics
Charmant Inc., USA
Clariti Eyewear, Inc.

ClearVision Optical
Colors in Optics, Ltd.
Continental Sales Co.
Costa Del Mar

D

Dan’s Optical Supplies
De Rigo USA

E

Eastern States Optical
Eyewear Designs Ltd.

F

Fast Metal, LLC
First Look Optic

G

Global Optique, Inc.

H

Hudson Optical Corp.*

I

Imagewear
Inspects USA (formerly
Gone Vision Group)
International Point of View,
Inc.

J

Jordan Eyewear, Inc.
JR Vision Group

K

Kala Eyewear/Golden
Gate Optical USA
Kenmark Optical/Lancer
Int'l
Kio Yamato

L

L & Y Optical Wholesale
LBI Company
L'Amy, Inc.
LG Eyewear
Luxottica Group

M

Marchon
Marcolin
Masunaga Group, Inc.
Maui Jim
McGee Group, The
Modern Optical Ltd.
(except Best B-Eyes &
Modern Times)
Modo Eyewear

N

New Millennium Eyewear
Group, Inc.
New Trends Eyewear

O

O.G.I. Frames, Inc.
On-Guard Safety Corp.*
Optimate, Inc.
Otego Optical

P**R**

Red 88 Eyewear
Revolution Eyewear
Rodenstock
ROI
Royal Vision Int'l. Co.

S

Safilo USA
SAMA Eyewear
Signature Eyewear
Silhouette
Spectacle Eyeworks
Standard Optics
Styl-Rite Optical
Symmetry Eyewear

T

Tura

U

Ultra/Palm Optical Co.,
Inc.

V**W X Y Z**

Wiley X Eyewear*
Windsor Eyes (formerly
Windsor Optical/
Ambassador Eyewear)
Zimco Optics, Inc. (except
Budget Collection)
Zyloware

* Safety Eyewear frame
company.

FIRST-TIME DOCTOR REDOS

The following doctor redo policies and procedures apply to all plans requiring the use of a contract lab. Acceptable first-time doctor redos **for lenses only** maybe done at your discretion without pre-certification:

- Your patient cannot be charged for redos required because you or your office staff made errors.
- A frame change alone is not an acceptable first-time redo (see [Frame Changes](#), below).
- Second or subsequent requests for a lens redo are private transactions between you, the lab, and your patient.
- Providers are not paid any additional service fees when an additional **covered** lens enhancement is added to the lens redo.

In-Office Finishing Redos

For Signature and Choice single vision stock lenses finished in your office through the VSP In-Office Finishing Program, refer to the [VSP In-Office Finishing Program](#) section for information and requirements regarding first-time doctor redos of these lenses.

First-Time Doctor Redo Requirements and Limitations

The following criteria must be met to qualify as a first-time doctor redo:

- The same doctor and lab must be used for both the original and redo prescriptions.
- The redo must be requested within six months from the date of service.
- The redo is for lenses only.
- One of the following requirements is met:

Requirements	Limitations
<p>Acceptable first-time doctor redos require at least one of the following:</p> <ul style="list-style-type: none"> • Power changes (not including changes resulting in plano lenses) • Axis changes • Segment height/segment style changes due to non-adaptation (e.g., FT28 to Executive) • Change in lens style (e.g., bifocal to trifocal, bifocal to single vision, or any other base lens change, except progressive to non-progressive lens style) • Errors in transcription (not including transcription errors) 	<p>The lab will deny any doctor redo that falls within the following limitations:</p> <ul style="list-style-type: none"> • Request for a redo more than six months from the original date of service, unless the patient was physically unable to request the redo (see Redos After Six Months) • Second or subsequent submission of a redo • Change made by the patient in the frame size, shape, or style • Addition or change made by the patient in tint or coating • Materials lost, broken, or damaged by the patient

<p>involving tints, photochromics, coatings, or frames)</p> <ul style="list-style-type: none"> • Change in materials (e.g., glass to plastic, plastic to polycarbonate, plastic to high index plastic or glass, etc.) • Changes in base curves 	
--	--

- Lenses covered by a manufacturer’s non-adapt warranty (e.g., photochromics, aspheric lenses) are not considered a first-time doctor re-do. Resubmit lenses to the original lab for replacement consideration.

Redos for Progressive Lenses

Redos on progressive lenses under our first-time doctor redo guidelines are not covered. These lenses must be covered under the lab’s private progressive warranty or the manufacturer’s progressive warranty, then applied to the same VSP patient in the form of replacement lenses. The same doctor must be used for both the original and redo prescriptions. Any redo on a progressive lens must be handled as a private transaction between the doctor, lab, and patient.

If the progressive lens is covered by a manufacturer’s warranty or lab guarantee, submit the lens to the original lab on a private invoice for replacement consideration. Lens enhancements or materials not covered by the manufacturer or lab are a private transaction between you and your patient.

Submitting First-Time Doctor Redos on Lenses

1. First-time doctor redos must be for lenses only and submitted within six months of the original order.
2. Order the redo from the same lab that made the original prescription. Complete the lab’s private invoice, clearly indicating a “VSP Doctor Redo” is requested.
3. Submit the invoice to the lab with a copy of the original lab order form or Eyefinity Service Report and the patient’s original lenses. If you submit an Eyefinity Service Report, please remove procedure and diagnosis information.
4. The lab will send the new lenses to you and keep the original lenses.
5. Redo transactions are between you and the lab. No paperwork needs to be sent to us except for Covered Lens Enhancements.

Lens Enhancements

On acceptable first-time doctor redo prescriptions, we’ll cover lens enhancements ordered on the original prescription. Follow the procedures below in cases where a new lens enhancement is added on a redo:

Covered Lens Enhancements	All Other Lens Enhancements
You’ll be charged privately by the lab. Send a First-Time Redo Verification form with the lab’s material invoice to us for reimbursement. There’s no charge to your patient for adding a covered lens enhancement.	Charge your patient either the copay shown on the VSP Signature/VSP Choice Lens Enhancement Chart or your U&C fees (or “add-on” fees), whichever is lower. See Patient Lens Enhancements Fees Instructions for more information. The lab

<p>Note: Ordering additional covered lens enhancements as the only reason for a redo does not meet VSP's requirements. Refer to the First-Time Doctor Redo Requirements and Limitations section to ensure there's a valid reason for the first-time redo.</p>	<p>will bill you directly for additional lens enhancements.</p>
--	---

Frame Changes

A frame change alone is not an acceptable condition for a first-time doctor redo. At least one of the requirements listed above must be met in order for a job to qualify as a first-time doctor redo. If such a valid redo reason exists, the patient may select another frame at that time.

Redo of lenses is not covered for frame changes due to your error or your patient's dissatisfaction with the style, shape, size, or fit. Any exchange of materials under these circumstances is a private transaction between you and your patient.

Lens redos may be approved if your patient has an allergic reaction to the material in the original frame. Call the Provider Services Support Line at **800.615.1883** to request redo of lenses in this case. If lenses are approved, the frame exchange is a private transaction between you and your patient.

Doctor Redos After Six Months

Doctor redos requested more than six months from the original date of service may be approved for a first-time doctor redo only if your patient was physically unable to visit your office to request the redo earlier (e.g., the patient was ill or out of town for an extended period). Call the Provider Services Support Line at **800.615.1883** to request redo of lenses in this case.

Change in Laboratory

If you need to order a doctor redo from a different contract lab, you must submit the order to VSPOne Columbus with a [First-Time Doctor Redo Verification form](#) indicating that the redo lab has changed. Clearly explain the reason(s) for the lab change on the verification form. We will only honor doctor redos at the VSPOne lab under the following circumstances:

- The original lab is out of business.
- The original lab could not redo the job because of a change in the original order (e.g., could not accommodate a brand or material change, etc.).
- The original lab cannot complete the job to your satisfaction.

Important! You must try to resolve the issue with the original lab under the first-time doctor redo program before we'll cover new lenses at a different lab.

CLIENT DETAILS

ANTHEM BLUE CROSS

Anthem Blue Cross has a Network Access Agreement with Vision Service Plan (VSP) to use their network of optometrists for the provision of applicable medical benefits for commercial PPO membership.

The medical services covered (click on the link at the end of this document) are specified in the network access agreement and cover various PPO products offered by Anthem Blue Cross, including but not limited to: Prudent Buyer PPO, Select PPO, EPO, Pathway/Individual Exchange/Covered California, Point-of-Service (POS). It also applies to the many Other Payors who lease or otherwise access the Anthem Blue Cross PPO network. Please note that not all PPO product names are listed, and those listed can change or appear slightly different on the member's ID card.

For questions regarding member participation, please contact the customer service phone number on the member ID card, or log on to Availity at www.availity.com to view eligibility, benefits and claim status (see below for additional information on eligibility). To reach BlueCard member customer service, call **800-676-BLUE (2583)** for Eligibility and Benefits or **800-444-2726** for Claims.

- You must participate with VSP to be considered a participating provider with Anthem Blue Cross PPO products.
- To join the VSP network, contact VSP at <https://vspglobal.com/cms/doctors/be-a-vsp-doctor.html> for an application.
- All changes such as tax ID, address, name, additions, closing practice, and terminations must go through VSP – not Anthem Blue Cross.
- VSP sends weekly updates to Anthem Blue Cross, to ensure an accurate listing of participating providers.
- Members can locate participating providers by visiting the Anthem Blue Cross Provider Finder tool at www.anthem.com/ca.
- For more information on Anthem Blue Cross policies and procedures, please access online through Availity at: www.availity.com, select Payer Spaces→Anthem Blue Cross→Education and Reference Center→Administrative Support→Professional Manual, to view the Anthem Blue Cross PPO (Prudent Buyer Plan) Operations Manual.

VSP providers who have agreed to participate under this network access agreement should refer to the [Integrated Primary EyeCare Program](#) in the Plans & Coverages section for more information.

Anthem Blue Cross PPO is a California health plan company, offering quality health care to millions of Californians in the individual market. Your participation in VSP's Integrated Primary EyeCare Program allows you to provide medical eyecare services to all eligible Anthem Blue Cross PPO members.

Note: Anthem Blue Cross PPO members may also be eligible for routine benefits through VSP, Blue Cross or other vision carriers. Please follow your standard process for obtaining eligibility, authorizations and submitting claims for routine services, and bill the appropriate insurance carrier.

Eligibility & Authorization

Anthem Blue Cross has many different customer service centers for its members; they vary based on a patient's benefits, location or group. For questions about eligibility, paper claims and benefits, always check your patient's ID card for information and the contact phone number. It might help to note this phone number or keep a copy of the ID card in your patient's file. You can also log on to Availity at www.availity.com to view eligibility, benefits and claim status.

NOTE: Patients may have different ID cards. But the Anthem Blue Cross and "PPO" designations will always be on the cards to identify patients as Anthem Blue Cross PPO members.

Referral Process

Patients have direct access to any participating [VSP Integrated Primary EyeCare](#) provider. Participating providers are listed on the Anthem Blue Cross website under "Provider Finder."

Note: Integrated Primary EyeCare patients can only be referred to another doctor or refused service, if the service required is beyond the scope of your licensure.

Reimbursement

Anthem Blue Cross handles reimbursement and pays claims in accordance with state and federal regulations, and contractual obligations. Reimbursement is based on the lesser of the billed amount or the maximum allowable reimbursement as shown on the fee schedule. Fees are subject to change with notification from VSP.

Note: The Anthem Blue Cross PPO Integrated Primary EyeCare Program provides medical eyecare services. Routine vision materials are not covered under this program. If a Blue Cross PPO member has routine vision coverage under their medical plan, you should bill Anthem Blue Cross for the routine vision exam and charge the member your Usual & Customary rates for the routine vision materials (glasses or elective contacts). The member can then submit a materials claim to Anthem Blue Cross for reimbursement. For Anthem Blue Cross members, refer to the back of the member's ID card for claims questions. For BlueCard members, call 800-676-BLUE (2583) for Eligibility and Benefits or 800-444-2726 for Claims.

Submitting Claims

Submit claims directly to Anthem Blue Cross through Eyefinity by adding "CA Blue Cross-Anthem Blue Cross" to your carrier list. Claims must be filed within 180 days of the date of service.

You can submit paper claims to the service center address listed on the back of the member's ID card.

[Anthem Blue Cross Professional Fee Schedule, Effective January 1, 2019](#)

BCBSM-MESSA (BLUE CROSS BLUE SHIELD OF MICHIGAN - MESSA)

Providers will be able to locate MESSA members in the VSP system using their full SSN or by searching by name, date of birth, and the last four digits of their SSN. Should MESSA members present their Blue Cross/MESSA insurance card, staff should use it as identification only. MESSA members' Enrollee ID's are not going to be used as an identifier in the system.

Coordination of Benefits (COB)

Follow VSP's standard COB process. When paying secondary, please use the below COB secondary allowances.

MAXIMUM COB SECONDARY ALLOWANCES

	VSP-1	VSP-2	VSP-3	VSP-3 Plus	VSP-1 B	VSP-2 S	VSP-3 G	VSP-3 Plus P
Exam	\$38	\$38	\$38	\$38	\$38	\$38	\$38	\$38
Lenses	\$50	\$50	\$50	\$70	\$50	\$50	\$50	\$70
Frame	\$50	\$65	\$65	\$80	\$130	\$130	\$130	\$130
Deductible	\$35	\$24.50	None	None	\$35	\$24.50	None	None

Plan Details

Effective July 1, 2017, MESSA added 2 new Choice Plan offerings* "VSP-3 Plus 200 CL"& "VSP-3 Plus P 250 CL" and has retired their Signature Plan "VSP-A". All other plans will stay the same.

*Please refer to the Choice PRM for plan benefit information.

Plan Name	Exam Copay	Materials Copay	Elective Contact Lens Allowance	Frame Allowance	Covered Lens Enhancements	Other Lens Enhancements
VSP-1	\$10	\$25	\$65 total; see Note #1	\$65 retail/ \$26 whsl.	Rimless drilling and grooving, Pink 1 or 2 tints.	Tints other than Pink 1 or 2, photochromics, oversize blanks, blended/progressive lenses, and all items on the VSP Signature Plan Lens Enhancements Chart .
VSP-2	\$6.50	\$18	\$90 total; see Note #1	\$65 retail/ \$26 whsl.	For both: Rimless drilling	For all: Anti-reflective

VSP-3	None	None	\$115 total; see Note #1	\$65 retail/ \$26 whsl.	and mounting, all tints, photochromics, oversize blanks, blended lenses (not progressive), polarized lenses.	or mirror coating, thin-lite/hi-lite, hi-index lenses, progressives, polycarbonate lenses, scratch-resistant coatings, edge coating/ groove painting, faceting, UV 400 coatings, roll, and polish.
VSP-3 Plus	None	None	Non-Disposables: Covered in full. Disposables: The allowance is \$200 total. Deduct 20% from the balance of the U&C fees for fitting, evaluation and first three months after applying the patient's allowance. See Note #4 .	\$80 retail/ \$35 whsl.	Rimless drilling and mounting, all tints, photochromics, oversize blanks, blended and progressive lenses including smart-segs, polarized lenses.	
VSP-A Retired 7/1/17	\$10	None	\$65	N/A; see Note #2 .	N/A; see Note #2 .	N/A; see Note #2 .
VSP-1 B	\$10	\$25	\$85 total; see Note #3 .	\$130 retail/\$50 whsl.	Rimless drilling and mounting, Pink 1 or 2 tints.	Tints other than Pink 1 or 2, photochromics, oversize blanks, blended/progressive, and polarized lenses.
VSP-2 S	\$6.50	\$18	\$110 total; see Note #3 .	\$130 retail/\$50 whsl.	For both: Rimless drilling and mounting, all tints, photochromics, oversize blanks, blended lenses (not progressives), polarized lenses.	For all: Anti-reflective or mirror coating, thin-lite/hi-lite, hi-index lenses, progressives, polycarbonate lenses, scratch-resistant coatings, edge
VSP-3 G	None	None	\$135 total; see Note #3 .	\$130 retail		

VSP-3 Plus P	None	None	Non-Disposables Covered in full. Disposables limited to a Total: contact lens plan with \$250 allowance, including routine exam, contact lens services, and materials; see Note #3 & Note #4 .	\$130 retail/ \$50 whsl.	Rimless drilling and mounting, all tints, photochromics, oversize blanks, blended and progressive lenses (including smart-segs), polarized lenses.	coating/ groove painting, faceting, UV 400 coatings, roll, and polish.
--------------	------	------	--	-----------------------------	--	--

Important! Exam and material copays don't apply to contact lenses. Don't collect these from your patient or deduct them from your patient's contact lens allowance.

CLIENT DETAIL NOTES

Note #1: Add your U&C fees for professional services & materials, then apply your patient's allowance. Deduct 20% from any remaining balance. For disposable contacts, only deduct 20% from the first three months' supply. This replaces the standard contact lens benefit of 85% of U&C for exam, fitting, and evaluation.

Note #2: Patients are responsible for lenses and frames, so please give them itemized receipts. They'll submit charges to us for reimbursement. For contact lenses, charge your U&C fee, minus the allowance.

Note #3: Standard contact lens benefit of 85% of U&C for exam, fitting, and evaluation.

Note #4: As defined by MESSA: Disposables are daily and 1-2 week disposables. Non-disposables are conventional and planned replacement (including monthly and quarterly). When billing for 1-24 units of Planned Replacement lenses, enter "Planned Replacement" in Box 19.

Please use HCPCS-specific codes when filing VSP claims through eClaim. The Contact Lens Type drop-down list has HCPCS-specific codes and descriptions consistent with industry standards.

Covered Contact Lens Type Codes

HCPCS Description	Covered*
V2500—Hard/PMMA, spherical	2 or less
V2501—Hard/PMMA, toric or prism ballast	2 or less
V2502—Hard/PMMA, bifocal	2 or less
V2503—Hard/PMMA, color vision deficiency	2 or less
V2510—Gas permeable, spherical	2 or less

V2511—Gas permeable, toric, prism ballast	2 or less
V2512—Gas permeable, bifocal	2 or less
V2513—Gas permeable, extended wear	2 or less
V2520—Soft/hydrophilic, spherical	24 or less, see Note #4
V2521—Soft/hydrophilic, toric or prism ballast	24 or less, see Note #4
V2522—Soft/hydrophilic, bifocal	24 or less, see Note #4
V2523—Soft/hydrophilic, extended wear	24 or less, see Note #4
V2530—Scleral, gas impermeable per lens	2 or less
V2531—Scleral, gas permeable	2 or less
V2599—Other	2 or less

*Number of units covered, up to the **maximum**. Don't balance-bill patients. An allowance applies if units are over this amount.

Other Lens Enhancements

If your patient chooses a lens enhancement that is covered with copay, charge your U&C fee for the Starter Plan or the patient copay for all other plans.

If you offer a special promotion or discount, charge whichever is lower: Your "special" fee or 80% of U&C. If you're charging the patient your "special" fee, explain that in "Special Instructions."

Elective Contact Lens Allowance

Patients can use the Elective Contact Lens allowance only to pay for new or replacement contact lenses. The allowance doesn't cover lost or damaged lenses, except at covered intervals.

Note: Using the Elective Contact Lens allowance makes the patient ineligible for any other service or materials for that eligibility period.

The following items aren't covered and are private transaction between you and your patient:

- Contact lens insurance
- Contact lens care kit
- Follow-up visits (except those included in the initial fee)
- Plano sunglasses
- Supplies

CENTERPOINT ENERGY

Centerpoint Energy participants residing in the State of Texas with diabetes are covered for diabetes care, education, and wellness management through UHC. DiabetesAmerica™ is one of the providers available in the UHC network.

Referral Process

Patients with diabetes may be referred to DiabetesAmerica or other providers in the UHC network. If you are referring to Diabetes America, please fax the referral to **888.627.2443**. Patients can also call **888.877.8427** or visit **diabetesamerica.com** to schedule an appointment.

Covered Services

Through DiabetesAmerica, Centerpoint Energy members can receive \$20 off of their copay.

DiabetesAmerica provides the following covered services for diabetic patients and their dependents 18 and over:

- physician consultations,
- diabetes education at each visit with certified diabetes educators licensed dietitians,
- diabetes-related lab services onsite,
- and online services including:
 - online appointment scheduling,
 - personalized health records,
 - DiabetesAmerica retail pharmacy with free home delivery,
 - DiabetesAmerica cares: 24/7 support by phone by DiabetesAmerica staff.

For more information, visit **diabetesamerica.com**.

Based on the type of contact lenses prescribed:

Specialty Contact Lenses 15% discount off your usual & customary fee up to an allowance of \$40, minus applicable copay. Patient is responsible for remaining balance. Please bill your U&C fees.	Non-Specialty Contact Lenses Covered-in-full contact lens exam (fitting and evaluation 15% discount off your usual and customary fee) after a \$35 copay. Please bill your U&C fees.
V2501—Hard/PMMA, toric or prism ballast	V2500—Hard/PMMA, spherical
V2502—Hard/PMMA, bifocal	V2510—Gas permeable, spherical
V2503—Hard/PMMA, color vision deficiency	V2513—Gas permeable, extended wear
V2511—Gas permeable, toric, prism ballast	V2520—Soft/hydrophilic, spherical
V2512—Gas permeable, bifocal	V2523—Soft/hydrophilic, extended wear
V2521—Soft/hydrophilic, toric or prism ballast	
V2522—Soft/hydrophilic, bifocal	
V2530—Scleral, gas impermeable per lens	
V2531—Scleral, gas permeable	
V2599—Other	

ELECTIVE CONTACT LENS COPAYMENT EXCEPTION CLIENTS

Eligibility

This information applies only to clients with Elective Contact Lens (ECL) copay exceptions if the following comment is indicated on the authorization within the contact lens section. These clients require subtracting the copay from the total charged, rather than the allowance.

For complete ECL information, refer to “[Contact Lens Plans](#)” in the Plans & Coverages section.

Comment code D385: Copay applies to ECL. Subtract copay from total of discounted fitting and evaluation and U&C material charge. Apply your patient’s allowance to the remaining balance. Refer to “VSP” Manuals on *VSP Online*, ECL Copay Exception Clients page in the Client Details section.

EXAMPLES

Remaining balance is less than Contact Lens Allowance

1. Determine the total of your fitting & evaluation and U&C material charge.

Your U&C fee for contact lens materials:	\$50
Add 85% of your U&C fee for fitting and evaluation:	+\$30
Total:	<u>\$80</u>

2. Subtract the copay from this total to determine the remaining balance.

Patient’s copay:	-\$20
------------------	-------

Remaining balance:	<u>\$60</u>
--------------------	-------------

3. Subtract the contact lens allowance from this total.

Contact lens allowance (e.g., \$105)	-\$60
Remaining balance to charge to patient:	<u>\$0</u>

Remaining balance is more than Contact Lens Allowance

1. Determine the total of your fitting & evaluation and U&C material charge.

Your U&C fee for contact lens materials:	+\$95
Add 85% of your U&C fee for fitting and evaluation:	+\$50
Total:	<u>\$145</u>

2. Subtract the copay from this total to determine the remaining balance.

Patient’s copay:	-\$20
Remaining balance:	<u>\$125</u>

3. Subtract the contact lens allowance from this total.

Contact lens allowance (e.g., \$105)	-\$105
Remaining balance:	<hr/> \$20

Note: Our online Savings Statement won't automatically calculate copays for these

ELECTIVE CONTACT LENS COVERED IN FULL EXCEPTION CLIENTS

This information applies only to those clients with Elective Contact Lens (ECL) covered-in-full exceptions. These clients require that an annual supply of ECL contacts be covered in full to your patient.

For complete ECL information, refer to “[Contact Lens Plans](#)” in the **Plans & Coverages** section.

Submitting the Claim

EYE EXAM

Use your patient’s exam benefit to bill for the routine exam.

CONTACT LENS SERVICES

Bill the right CPT code and your U&C fees for the contact lens services.

CONTACT LENS MATERIALS

Bill the right HCPCs code(s) for provided materials. Submit your U&C fees for materials and indicate the number of units (contact lenses) dispensed.

CONTACT LENS TYPE

Based on the number of units dispensed, indicate the correct type of lenses:

- 1–2 units: Conventional or non-disposable contacts
- 3–52 units: Planned replacement, month/quarter, or 14-day disposables
- 53–106 units: 7-day disposables
- 107–361+ units: 1-day disposables

Reimbursement

VSP PAYMENT

We’ll pay you 85% of your contact lens service fees and your U&C fees for materials up to the maximum amount for the type of contact lenses provided. We’ll pay separately for a routine exam.

COPAY

Collect copays from your patient.

BALANCE BILLING

Don’t bill your patient for the contact lens services or the annual supply of contact lenses. You must accept payment from us as payment in full for services rendered and make no additional charge to the patient for covered services.

HEXCEL CORP CLIENTS DETAILS (UTAH EMPLOYEES ONLY)

The following applies to Hexcel ProTec Safety® Plan coverage, only for employees who reside, or purchase their ProTec materials in the state of Utah, where there is a state sales tax for durable medical equipment (DME).

Dispensing Fee

The standard dispensing fee for ProTec is \$25. We have increased the dispensing fee for these Utah employees, to \$35. This increase will cover the cost of sales tax on the glasses and covered lens enhancements. Please do not collect sales tax from the employee/member for any covered ProTec materials.

HOMETOWN HEALTH PLAN INTEGRATED PRIMARY EYECARE

Members of Hometown Health Plan's HMO and PPO are covered under VSP's Integrated Primary EyeCare ProgramSM. Refer to the [Integrated Primary EyeCare Program](#) in the Plans & Coverages section for more information.

Please contact Hometown Health's Provider Relations department at **775.982.3233** to schedule an in-service to learn more about policies and procedures, obtain information on electronic claims submittal, and check member eligibility status.



Important


Centers for Medicare & Medicaid Services (CMS) require that Hometown Health (RenownHealth) make available to all providers of healthcare services for their members its Code of Conduct and Compliance Policies. This information can be accessed at <https://www.hometownhealth.com/compliance-program/policies-and-procedures/> and should be reviewed annually for the latest updates.

Eligibility & Authorization

For questions about eligibility, paper claims and benefits, check your patient's ID card for information and the contact phone number. Keep a copy of the ID card in your patient's file.

SAMPLE ID CARDS

Member Number:	
Member Name:	
Subscriber Name:	
PCP:	
PCP Phone:	
OFFICE COPAYS: Primary Care/Specialist	
UC/ER COPAYS: Urgent Care/Emergency Room	
Rx: Generic/Brand/Non-Formulary	888-266-7481
RxBIN: 003585 RxPCN: ASPROD1	RxGrp: HTH

<p>For routine or urgent care call your Primary Care Physician (PCP) listed on the front of this card. In northern Nevada, Renown Regional Medical Center and Renown South Meadows Medical Center are the preferred medical facilities for emergency and hospital care.</p>	
<p>Submit claims to: EDI Payor ID #88023 Mail claims to: Hometown Health P.O. Box 981703 El Paso, TX 79998-1703</p>	
<p>Eligibility, benefit or pre-certification information: 775-982-3232 or 800-336-0123 or www.hometownhealth.com.</p>	
<p>Health Hotline (Registered Nurse Line): 775-982-5757 or 888-324-3243</p>	
<p><i>Possession of this card does not guarantee eligibility.</i></p>	

Referral Process

Patients have direct access to any participating VSP Integrated Primary EyeCare provider. Participating providers are listed on the Hometown Health website at www.hometownhealth.com. Services that are approved will be applied to the members' medical benefit.

Note: Integrated Primary EyeCare patients can only be referred to another doctor or refused service if the service required is beyond the scope of your licensure.

Reimbursement

Hometown Health handles reimbursement and pays claims daily following state and federal regulations. Reimbursement is based on your current VSP contracted rates.

Submitting Claims

Please refer to the patient's ID card from Hometown Health for directions on submitting claims.

[Hometown Health Plan Schedule of Covered Services – Effective January 1, 2019](#)

IDAHO POWER COMPANY CLIENT DETAILS

The following applies to Idaho Power Company members' Safety pair of safety coverage. Employees have first and second pair benefits under the company safety plan. This is coverage for EMPLOYEE ONLY, no dependent coverage.

Authorization

Idaho Power patients may fill out a questionnaire about their work environments and related safety requirements before their exam. A sample [Safety Requirements Questionnaire](#) is located in the **Tools and Forms** section of the **Manuals** on **VSPOnline** on **eyefinity.com**. Keep a copy of the questionnaire or the information it contains in your patient's record.

To obtain an authorization, contact our Provider Services Support Line at **800.615.1883**.

Copay

Collect a \$20 copay from patients.

Materials Coverage

LENSES

Safety lenses are available to the member only. The following lens enhancements are covered:

- Polycarbonate
- Blended
- Photochromic
- Anti-reflective
- Solid and gradient tints
- Ultraviolet (UV) coating (required)

FRAME

Permanent side shields are required for all frames and are covered, up to the frame allowance, including frame and side shields.

The patient has a retail frame allowance of \$100 (wholesale allowance of \$38). If the member chooses a frame with a cost that exceeds both the wholesale and retail allowances, deduct 20% from the retail coverage. Determine the patient's cost (if any) as you do today and collect any overages from patient.

ADDITIONAL PAIR ELIGIBILITY

Additional pair of Safety lenses and frame up to \$100 are also available every 12 months.

Important! The patient could be eligible for additional pair of safety glasses, even if they're not showing availability on **eyefinity.com**. Call VSP to confirm eligibility and receive an authorization.

REPAIR & REPLACEMENT

Idaho Power members also have an additional interim benefit that includes repair or replacement of lenses and/or frame once every 12 months for any reason (broken, lost, stolen, etc.).

Important! Call VSP to receive an authorization for repair or replacement.

COPAY

First Pair: Collect \$15 copay for materials from patients

Second Pair: Collect \$20 copay for materials from patients

LAB


Order safety lenses and frames for these clients from a lab capable of producing ANSI certified safety eyewear (see the [National Contract Lab List](#)).

NAVAJO TRANSITIONAL ENERGY COMPANY

Cloud Peak Energy was gifted to a new region and changed their name to Navajo Transitional Energy Company. The following applies to Navajo Transitional Energy Company members only.

ProTec Safety Eyewear

Navajo Transitional Energy Company members are eligible for safety lenses every twelve months and a frame every 24 months. Refer to the [ProTec Safety Plan](#) section for complete Safety Eyecare information and details. Patients may present an ID card with the details of their plan:



Navajo Transitional Energy Company and VSP® Vision Care provide you a quality safety eyecare plan. This coverage is provided for employees only.

Contact us. vsp.com | 888.426.3937

Your coverage from a VSP Doctor	Frequency	First pair	Second pair
Exam Fully Covered (no copay)	12 months	✓	-
Prescription Lenses • Fully covered single vision, lined bifocal, lined trifocal, and polycarbonate lenses • Certified according to ANSI requirements • Covered lens options: all lens, no lens, multifocals, and anti-reflective coating	12 months	✓	✓
ProTec Eyewear Frame • Fully covered when you choose a safety frame from your VSP doctor's ProTec Eyewear® collection. • Certified according to ANSI requirements.	24 months	✓	✓
Repair/Replacement Benefit • Repair or replacement lenses and/or frame* if lost, stolen, or destroyed.	12 months	-	✓

*Your frame will only be replaced if the cost of repairing it exceeds the cost of a replacement. A replacement frame will be fully covered when chosen from your VSP doctor's ProTec Eyewear collection.
©2020 Vision Service Plan. All rights reserved. JDBR7055CM 0920

ADDITIONAL PAIR ELIGIBILITY

Additional pair of ProTec Safety lenses are also available every 12 months and a frame every 24 months through Interim Benefits.

Important! The patient could be eligible for additional pair of safety glasses through Interim Benefits, even if they're not showing availability on eyefinity.com. Call VSP to confirm eligibility and receive an authorization.

REPAIR & REPLACEMENT

Navajo Transitional Energy members also have an additional interim benefit that includes repair or replacement of lenses and/or frame once every 12 months for any reason (broken, lost, stolen, etc.).

Important! Call VSP to receive an authorization for repair or replacement.

COPAYS

Don't collect any copays from the patient for ProTec Safety lenses, frames, or covered lens enhancements.

COVERED LENS ENHANCEMENTS

- Progressive lenses
- Polycarbonate lenses
- Photochromic lenses

- Solid and gradient tinting
- Anti-reflective coating

NV ENERGY CLIENT DETAILS

The following applies to NV Energy, employee only benefit entitles them to two (2) pairs of Safety glasses.

Authorization

NV Energy patients may fill out a questionnaire about their work environments and related safety requirements before their exam. A sample [Safety Requirements Questionnaire](#) is located in the **Tools and Forms** section of the **Manuals** on **VSPOnline** on [eyefinity.com](#). Keep a copy of the questionnaire or the information it contains in your patient's record.

To obtain an authorization, contact VSP at **800.615.1883**.

Copay

\$0.

Materials Coverage

LENSES

Safety glasses are available to the employee only.

Polycarbonate lenses are preferred and covered.

Photochromic and Tinted lenses are covered.

Progressive and Blended Bifocals lenses are covered.

UV and Scratch resistant coated lenses are covered.

FRAME

The patient has a retail frame allowance of \$130 (wholesale allowance of \$50). If the member chooses a frame with a cost that exceeds both the wholesale and retail allowances, deduct 20% from the retail overage Determine the patient's cost (if any) as you do today and collect any overages from patient. (The patient is NOT limited to ProTec frames).

LAB

Order safety lenses and frames for these clients from a lab capable of producing ANSI certified safety eyewear (see the [National Contract Lab List](#)).

POST-CATARACT ENHANCEMENT CLIENTS

Coverage for post cataract enhancement services is indicated by the following comment: “Patient is eligible for exam and materials after cataract surgery. Call Customer Service.”

Please call VSP at **800.615.1883** for an authorization. Verify copay and coverage details on the Patient Record Report.

Post-Cataract Services

Our post-cataract services are based on national Medicare guidelines. Patients can get post-surgical exams and materials covered up to the plan allowance, minus any copays. Please call VSP for an authorization for post-cataract exams and materials. Pre-certification isn't required.

This isn't a medical benefit and doesn't cover postoperative/ambulatory care. The benefit only covers a comprehensive or intermediate exam and corrective materials needed after cataract removal or the lack of an intraocular lens IOL.

ELIGIBILITY

Aphakic with IOL (pseudophakia): Post-surgical exam and one pair of eyeglasses or contact lenses after each cataract surgery with IOL insertion (diagnosis code Z96.1) once per lifetime per operative eye.

Aphakic without IOL: In addition to the post-surgical exam, aphakic patients who do not have an IOL (aphakia diagnosis codes H27.00 - H27.03 or Q12.3) are covered for the following lenses or combination of lenses after each cataract surgery when visually necessary:

- Bifocal lenses in frames; or
- Lenses in frames for distance vision and lenses in frames for near vision (two pairs of glasses); or
- Conventional contact lenses for distance vision, eyeglasses for near vision to wear with contact lenses, and eyeglasses to wear when the contact lenses have been removed.

LENS MATERIALS

The following lens enhancements may be covered following cataract extraction when visually necessary and documented by the treating doctor:

- Tints (V2744-V2745)
- Anti-reflective coating (V2750)
- UV lenses (V2755)
- Oversize lenses (V2780)
- Follow the instructions on the Patient Record Report for covered and non-covered lens enhancements

FRAMES

Only standard frames are covered (V2020). Deluxe frames (V2025) aren't covered, but your patient may pay to upgrade frames. Tell patients about price differences in advance. They must sign an “Advanced Beneficiary Notice” agreeing to pay the extra charge.

NON-COVERED MATERIALS

If your patient chooses materials other than those covered, the cost of those materials is a private transaction between you and your patient. We don't cover replacement frames, eyeglasses, or contact lenses. Presbyopia-correcting intraocular lenses (IOLs) are also not covered.

PRINCIPAL FINANCIAL GROUP

All Principal plans are on the Choice Network with participating retail chains, VSP Choice Plan®, which includes a fully covered VSP WellVision Exam® and quality prescription eyewear featuring the lowest out-of-pocket costs with our lens enhancements savings and wholesale frame pricing guarantee.

Retirees: Please refer to [VSP Vision Savings Pass](#) in the **Client Details** section for further information.

Current employees and dependents: Please refer to [VSP Choice Plan](#) and [Exam Plus Plan](#) for further information.

Eligibility

Principal identifies members by a unique nine-digit ID number referred to as a member or privacy ID. Members can find this number on principal.com or on the Principal mobile app.

PROGRESSIVE INSURANCE CLIENT DETAILS

VSP Prediabetes A1C Screening Pilot

January 1, 2021 through December 31, 2021, VSP Vision Care will conduct a pilot program that highlights the role of Doctors of Optometry in their patients' overall health. The pilot program will provide eligible Progressive Insurance patients and their dependents with an A1C screening to identify if they are at risk for prediabetes or diabetes.

Practices who want to participate in the pilot must contact VSP at prediabetespilot@vsp.com to sign up. A CLIA Certificate of Waiver* is required to participate, as well as training prior to beginning the pilot.

IDENTIFYING ELIGIBLE PATIENTS

- Must be an employee or dependent of Progressive Insurance
- Must be 18 years old or older
- Cannot be diagnosed with prediabetes or diabetes

PILOT PROGRAM PROCESS

- Provide eligible patients with the [American Diabetes Association \(ADA\) Risk Test](#)
- Patients who score 5 (five) or higher are eligible for the A1C Screening
- Offer and administer A1C screening to eligible patients

- Refer patients who score in the prediabetes range (5.7% – 6.4%) or diabetes range (6.5% or higher) to their primary care physician for follow-up care and testing using the [PCP Referral Form](#). If the patient does not have a PCP, refer them to call Progressive Health Services at **855.893.1033**
- Provide all patients who scored 5 or higher on the ADA Risk Test with [patient education flier](#) with lifestyle tips on how to slow or stop the progression of type 2 diabetes
- Provide all patients who took the ADA Risk Test, whether or not they qualified for the A1C Screening, with the Patient Satisfaction Survey flier
- Complete the [Patient Log](#) for all patients that complete the ADA Risk Test
- Submit the Patient Log to VSP at prediabetespilot@vsp.com on the last day of the month

Note: If you would like to use a [patient consent form](#) during the pilot, VSP is providing a sample consent form. VSP cannot and does not provide professional, financial, medical or legal advice. Please consult with professional association guidelines, state labor resources, financial advisors, and/or an attorney for advice.

ORDERING ADDITIONAL PILOT SUPPLIES

- **A1C Screening Supplies** – Complete the [VSP Prediabetes A1C Screening Order Form](#) and email it to orders@stat-technologies.com. Orders received by 3:00 p.m. EST will be shipped the same day. Please allow 5-7 business days for shipping.
- **Printed Materials** – Visit the VSP Supply Request Form on VSPOnline at eyefinity.com and select the printed materials needed. Please allow 14 business days for shipping.

MEDICAL WASTE DISPOSAL

For the pilot, we're using a medical waste disposal retrieval system that is authorized by the U.S. Postal Service. The system contains a medical waste container and pre-paid mailing box. When the container is full, follow the instructions on the pre-paid mailing box and put it with your outgoing mail. Remember to order a new container when you mail-in a full one.

GETTING PAID BY VSP

- **Professional Fee for A1C Screening** - VSP will pay a professional fee of \$15 for each A1C screening test administered to an eligible patient. The professional fee will be paid monthly to your practice. The professional fee payment amount will be determined based on the monthly patient log that you submit to VSP. The patient log must be completed with all information to qualify for payment.
- **CLIA Certificate of Waiver Reimbursement** - VSP will reimburse for the cost of a new CLIA Certificate of Waiver that is obtained to participate in the pilot. To submit for reimbursement, send your CLIA number and proof of payment to prediabetespilot@vsp.com.

PILOT TRAINING

Pilot training will be provided through Premier Academy360™. Each eLearning course is approximately 15-20 minutes and can be taken when it's most convenient for you. At least one person in your practice must complete each training prior to beginning the pilot. Below are the required courses:

- **A Focus on Diabetes: An Overview for Optometrists** – This four-part course was developed by the American Diabetes Association and provides doctors with one-hour of COPE-approved CE. Only one doctor in the practice needs to complete this course.

- **Prediabetes Pilot Overview and Patient Experience** – Reviews the pilot process and patient experience, including the prediabetes risk test, patient education flyer, and patient satisfaction survey.
- **Pilot Materials and Administering the A1C Screening** – Reviews the materials provided, how to order additional materials, as well as how to administer the A1C screening test and how to perform the finger stick.
- **Submitting Data to VSP and Getting Paid** – Covers how to submit patient information to VSP and how you will be paid for administering the A1C screenings.
- **Discussing Patient Results and Referral Process** – Discusses how to deliver patient results for the A1C screening and the PCP referral process.

PILOT RESOURCES:

[Patient log](#)

[Frequently Asked Questions](#)

[PremierAcademy360.com](#)

[ADA Risk Test](#)

[Patient Education Flier](#)

[Patient Consent Form](#)

[PCP Communication Form](#)

[A1C Screening Supplies Order Form](#)

[CLIA Certificate of Waiver Application – CMS 116 Form](#)

*Blood testing via finger stick is a waived procedure under the Clinical Laboratory Improvement Amendments (CLIA). A VSP network doctor participating in the pilot must have a CLIA Certificate of Waiver from the Centers for Medicare and Medicaid Services (CMS) to administer

RAYTHEON COMPANY

The following client details apply to Raytheon Company members only. Please refer to the Patient Record Report to confirm coordination or benefits restriction applies.

Coordination of Benefits (COB)

Raytheon employee vision benefits are embedded within the member's medical policy. COB is not allowed with member's health plan and is only allowed with another vision plan.

If the health plan or Medicare is primary for:

- **Exam Only:** Bill us as primary for materials. Do not submit a coordination of benefits for the exam.
- **Exam and Material:** Coordination of benefits is not allowed for any portion of the exam or materials.

If another vision plan is primary, enter the vision carrier's name in Box 19.

- **Example:** "Primary vision carrier is XXXXXXXX"

Visually Necessary Contact Lenses

Bill Necessary Contact Lens claims resulting from injury to the eyes or cataract surgery to the patient's medical plan.

VSP ProTec Safety

Important! Raytheon employees are covered under the [VSP ProTec Safety plan](#).

The following client details apply to Raytheon Company members only. Please refer to the [Safety Eyecare Plan](#) in the Plans and Coverages section for complete Safety Eyecare information for these members.

Eligibility

Before scheduling an appointment, Raytheon members must get a signed “Raytheon Company ProTec Eyewear Authorization Form” from Raytheon. Although not required, Raytheon members may also present the [VSP Safety Requirements Questionnaire](#) at the time of their exam. Please put all applicable forms in the patient’s file.

Authorization

Important! Raytheon employees must provide a signed Raytheon Company ProTec Eyewear Authorization Form before they can receive safety services or materials even if they are eligible for safety benefits online.

There are two ways to get authorization:

- **Online:** Log on to [eyefinity.com](#), select **Get Authorization & Check Eligibility**, and then select **Member Search**.
- **By phone:** Call VSP at **800.615.1883**. You’ll need to provide the name of the Raytheon supervisor who approved the benefit to our Customer Service Representative to get an authorization.

COPAY

Exam – If the member doesn’t have an exam benefit under their Raytheon Company Safety Plan, check under the Raytheon Company full service plan (Group #12099251) to issue an exam authorization with a \$10 copay.

Important! Most Raytheon employees will have their exam benefit under the Raytheon Company full service plan #12099251 and not under the Raytheon Company Safety Plan.

Materials – No copay.

Providing Materials

Under the ProTec Safety Plan, Raytheon members are eligible for a fully covered safety frame from the ProTec Eyewear® frame kit and single-vision, lined bifocal, or trifocal polycarbonate lenses. Detachable side shields and a frame case are provided with each order through the participating labs.

The following limitations and requirements apply to Raytheon members:

- Safety glasses are available to the employee only.
- Polycarbonate lenses are preferred and covered.

- Permanent or removable side shields are required for all frames and are covered for ProTec Eyewear frames.
- If permanent side shields are required, it will be noted on the member's Raytheon Company ProTec Eyewear Authorization form. Note: When billing on eyefinity.com enter "permanent side shields" in Lab Special Instructions on Invoice Services page of eClaim.
- All ProTec Safety and Repair/Replace orders must be sent to participating labs.
- Frames for electricians must be made from non-metallic materials.

REPAIR/REPLACE BENEFITS

Raytheon employees must provide a signed "Raytheon Company Safety Eyewear Authorization Form" before they can receive repair/replacement safety services or materials.

After using their materials benefit under their ProTec Safety plan, Raytheon members have an additional Repair/Replace benefit for their safety eyewear which covers materials.

- Raytheon members are eligible for repair/replacement if their spectacle lenses or frames are broken or damaged.
- Eligible Raytheon members covered under this additional benefit are entitled to safety eyeglass lens and safety frame repair/replacement.
- Frame repair includes temples only, front only, hinge, and miscellaneous repairs.
- The repair benefit may also include replacement of a complete frame and/or basic lens based on your professional judgment.

The following limitations and requirements apply to Raytheon members:

- For Raytheon members that supply a non-ProTec Eyewear frame to have lenses replaced, order must be sent to participating labs.
- For Raytheon members that supply a non-ProTec Eyewear frame for repair/replacement, previous safety frame must be replaced with a selected ProTec Eyewear model.
- For new frames, Raytheon members must choose one of the 30 ANSI-approved frames from the ProTec Eyewear kit or online catalog which are fully covered.

TELEPHONE AND DATA SYSTEMS INC. (TDS)

TDS members can use their material benefit on a non-prescription, ready-made pair of sunglasses in place of contact lenses or prescription lenses and frames.

Non-Prescription Sunglasses

Coverage is valid for any ready-made, doctor-supplied sunglasses, and can be ordered if not available at the time of visit. Sunglasses can't be sent to a lab for lenses or have additional lens enhancements added. Any modification will make the sunglasses a non-covered item.

Submitting Claims

When you submit claims for non-prescription sunglasses on eClaim, indicate the order as a "frame only" order.

THE GREENBRIER COMPANIES INC

PROTEC SAFETY MATERIALS ONLY AND STAND ALONE SAFETY BENEFITS

PROTECT SAFETY MATERIALS ONLY: PROTEC SAFETY FIRST AND SECOND PAIR BENEFIT AND ELIGIBILITY

The Greenbrier Companies Inc members have a materials only benefit lens and frame plan.

Members are eligible for a first pair, safety lenses and frame once every 12 months beginning in January. Visit eyefinity.com for eligibility and authorization information. Refer to the [ProTec Eyecare](#) section for complete coverage and billing details.

PROTEC SAFETY STAND ALONE: PROTEC SAFETY FIRST PAIR BENEFIT AND ELIGIBILITY

The Greenbrier Companies Inc members have exam, lens and frame plan.

Members are eligible for a first pair exam, safety lenses and frame once every 12 months beginning in January. Visit eyefinity.com for eligibility and authorization information. Refer to the [ProTec Eyecare](#) section for complete coverage and billing details.

FRAME DETAILS:

Gunderson members may only select from the following ProTec eyewear frames: Titmus SW07 T1.

Greenbrier Rail Services members may only select from the following ProTec eyewear frames: Titmus BC104A, Titmus SW06, OG 071P, Wiley X Airrage, Wiley X Gravity or Wiley X Sleek.

Greenbrier Corporate members may only select from the following ProTec eyewear frames: Titmus BC104A, Titmus SW06 or Titmus SW07 T1.

GRS Repair Safety members may only select from the following ProTec eyewear frames: On Guard 071P, Titmus BC104A, SW06, Wiley X Airrage, Wiley X Gravity or Wiley X Sleek

Greenbrier Central members may only select from the following ProTec eyewear frames: On Guard 013, 021, 071P, 220S, 225S, 620, 800, Titmus SW06/06E, SW07, T1, T2, T3, Wiley X Airrage or Wiley X Gravity.

PROTEC SAFETY SECOND PAIR BENEFIT AND ELIGIBILITY

Second pair of prescription safety lenses and frame is available once every 12 months beginning in January. When visiting eyefinity.com for eligibility, note that the ProTec Safety second pair benefit has special handling rules. Refer to the [Materials Coverage](#) section.

Authorization

To obtain an authorization, contact VSP at **800.615.1883** or go to **VSPOnline** at eyefinity.com.

The Greenbrier Companies Inc. patients may fill out a questionnaire about their work environments and related safety requirements before their exam. A sample [Safety Requirements Questionnaire](#) is located in the **Tools and Forms** section of the **Manuals** on **VSPOnline** at eyefinity.com. Keep a copy of the questionnaire or the information it contains in your patient's record.

Copay

Protec Safety Materials Only: Do not collect copay from patients

Protec Safety Stand Alone: Collect \$10 copay for safety exam

Materials Coverage

LENSES

Safety lenses are available to the member only.

Progressive lenses are covered.

Polycarbonate lenses are preferred and covered.

Ultraviolet (UV) coating is required and covered.

FRAME

The patient has to choose the selected ProTec Eyewear frame listed above for both first and second pair.

Lab

The order will automatically route to VSP**One** Columbus or VSP**One** Sacramento. You may select VSP**One** lab.

THE OHIO UNIVERSITY CLIENT DETAILS

VSP Prediabetes A1C Screening Pilot

January 1, 2021 through December 31, 2021, VSP Vision Care will conduct a pilot program that highlights the role of Doctors of Optometry in their patients' overall health. The pilot program will provide eligible The Ohio State University patients and their dependents with an A1C screening to identify if they are at risk for prediabetes or diabetes.

Practices who want to participate in the pilot must contact VSP at prediabetespilot@vsp.com to sign up. A CLIA Certificate of Waiver* is required to participate, as well as training prior to beginning the pilot.

IDENTIFYING ELIGIBLE PATIENTS

- Must be an employee or dependent of The Ohio University
- Must be 18 years old or older
- Cannot be diagnosed with prediabetes or diabetes

PILOT PROGRAM PROCESS

- Provide eligible patients with the [American Diabetes Association \(ADA\) Risk Test](#)
- Patients who score 5 (five) or higher are eligible for the A1C Screening
- Offer and administer A1C screening to eligible patients
- Refer patients who score in the prediabetes range (5.7% – 6.4%) or diabetes range (6.5% or higher) to their primary care physician for follow-up care and testing using the [PCP Referral Form](#). If the patient does not have a PCP, refer them to call Progressive Health Services at **855.893.1033**
- Provide all patients who scored 5 or higher on the ADA Risk Test with [patient education flier](#) with lifestyle tips on how to slow or stop the progression of type 2 diabetes
- Provide all patients who took the ADA Risk Test, whether or not they qualified for the A1C Screening, with the Patient Satisfaction Survey flier
- Complete the [Patient Log](#) for all patients that complete the ADA Risk Test
- Submit the Patient Log to VSP at prediabetespilot@vsp.com on the last day of the month

Note: If you would like to use a [patient consent form](#) during the pilot, VSP is providing a sample consent form. VSP cannot and does not provide professional, financial, medical or legal advice. Please consult with professional association guidelines, state labor resources, financial advisors, and/or an attorney for advice.

ORDERING ADDITIONAL PILOT SUPPLIES

- **A1C Screening Supplies** – Complete the [VSP Prediabetes A1C Screening Order Form](#) and email it to orders@stat-technologies.com. Orders received by 3:00 p.m. EST will be shipped the same day. Please allow 5-7 business days for shipping.
- **Printed Materials** – Visit the VSP Supply Request Form on VSPOnline at eyefinity.com and select the printed materials needed. Please allow 14 business days for shipping.

MEDICAL WASTE DISPOSAL

For the pilot, we're using a medical waste disposal retrieval system that is authorized by the U.S. Postal Service. The system contains a medical waste container and pre-paid mailing box. When the container is full, follow the instructions on the pre-paid mailing box and put it with your outgoing mail. Remember to order a new container when you mail-in a full one.

GETTING PAID BY VSP

- **Professional Fee for A1C Screening** - VSP will pay a professional fee of \$15 for each A1C screening test administered to an eligible patient. The professional fee will be paid monthly to your practice. The professional fee payment amount will be determined based on the monthly patient log that you submit to VSP. The patient log must be completed with all information to qualify for payment.
- **CLIA Certificate of Waiver Reimbursement** - VSP will reimburse for the cost of a new CLIA Certificate of Waiver that is obtained to participate in the pilot. To submit for reimbursement, send your CLIA number and proof of payment to prediabetespilot@vsp.com.

PILOT TRAINING

Pilot training will be provided through Premier Academy360™. Each eLearning course is approximately 15-20 minutes and can be taken when it's most convenient for you. At least one person in your practice must complete each training prior to beginning the pilot. Below are the required courses:

- **A Focus on Diabetes: An Overview for Optometrists** – This four-part course was developed by the American Diabetes Association and provides doctors with one-hour of COPE-approved CE. Only one doctor in the practice needs to complete this course.
- **Prediabetes Pilot Overview and Patient Experience** – Reviews the pilot process and patient experience, including the prediabetes risk test, patient education flyer, and patient satisfaction survey.
- **Pilot Materials and Administering the A1C Screening** – Reviews the materials provided, how to order additional materials, as well as how to administer the A1C screening test and how to perform the finger stick.
- **Submitting Data to VSP and Getting Paid** – Covers how to submit patient information to VSP and how you will be paid for administering the A1C screenings.
- **Discussing Patient Results and Referral Process** – Discusses how to deliver patient results for the A1C screening and the PCP referral process.

PILOT RESOURCES:

[Patient log](#)

[Frequently Asked Questions](#)

[PremierAcademy360.com](#)

[ADA Risk Test](#)

[Patient Education Flier](#)

[Patient Consent Form](#)

[PCP Communication Form](#)

[A1C Screening Supplies Order Form](#)

[CLIA Certificate of Waiver Application – CMS 116 Form](#)

*Blood testing via finger stick is a waived procedure under the Clinical Laboratory Improvement Amendments (CLIA). A VSP network doctor participating in the pilot must have a CLIA Certificate of Waiver from the Centers for Medicare and Medicaid Services (CMS) to administer

TUCSON ELECTRIC POWER

The following applies to Tucson Electric Power patients only. This information is intended to explain their unique first and second pair safety glasses benefits. Refer to the [ProTec Safety Plan](#) section for complete coverage and billing details.

ProTec Safety First Pair Benefit and Eligibility

Tucson Electric Power members have a materials only [ProTec Safety Plan](#). Members are eligible for a first pair of safety lenses and frame, which can either be clear or a tinted set of prescription safety glasses, once every 30 months. Visit eyefinity.com for eligibility and authorization information.

If the member has already obtained their first pair of safety glasses, call VSP at 800.615.1883, they could be eligible for a second pair of safety glasses.

ProTec Safety Second Pair Benefit and Eligibility

Second pair of prescription ProTec Safety lenses and frame may be available, once every 30 months, and can also be either clear or tinted.

The second pair benefit doesn't automatically appear on eyefinity.com; call VSP at 800.615.1883 for eligibility and authorization information.

Respirator Lens Inserts

Some patients may be eligible for prescription respirator lens inserts, once every 12 months. The inserts are supplied by Tucson Electric Power and the patient will bring the inserts with them at the time of their appointment.

The respirator lens inserts benefit doesn't automatically appear on eyefinity.com, call VSP at 800.615.1883 for eligibility and authorization information.

Providing Materials

The following are a listing of covered lens enhancements:

- Progressives
- Polycarbonate lenses
- Solid and gradient tints
- Scratch resistant coating
- Ultra violet coating

Copays

Don't collect any copays from the patient.

UNION BENEFITS TRUST

Interim benefits are available within 12 months of the last exam. Exam and lenses are covered if:

- Diopter changes \geq .50 diopters, or
- Axis change \geq 15 degrees, or
- Prism change \geq .50 diopters, or

See [Interim Benefits](#) in the **Plans and Coverages** section for more information.

UNITED PARCEL SERVICE (UPS)

Eligibility

Some UPS members may be eligible for hard and soft daily-wear contacts under the Special Daily Wear Contact Lens Coverage as identified by the following comment code:

— **P010: SPECIAL DAILY WEAR CONTACT LENS COVERAGE**

Please use HCPCS-specific codes when filing VSP claims in eClaim. The Contact Lens Type drop-down list has HCPCS-specific codes and description consistent with industry standards.

Daily Wear Contact Lenses (Hard and Soft)

Contact Lens Type	Covered	Covered Codes
Soft daily wear	Yes	V2520—2 units or less
Hard daily wear	Yes	V2500—2 units or less
Other	No—See Other Contact Lenses	N/A

Two units or less of daily-wear clear contact lenses should be handled as stated in “Covered Contacts Plans” under [Contact Lens Plans](#) in the **Plans and Coverages** section of the **Manual**.

Other Contact Lenses

All other elective contact lenses, i.e., disposable, planned replacement, extended wear, bifocal, toric, or tinted daily wear, as well as rigid, gas-permeable daily wear, are covered through the Exam And plan. Refer to the [Contact Lens Plans](#) in the **Plans and Coverages** section of the **Manual** for more information.

VULCAN MATERIALS CLIENT DETAILS (ALABAMA EMPLOYEES ONLY)

The following applies to Vulcan Materials ProTec Safety Plan coverage, only for employees who reside, or purchase their ProTec materials, in the state of **Alabama**, where there is a state sales tax for durable medical equipment (DME).

Dispensing Fee

The standard dispensing fee for ProTec is \$25. We have increased the dispensing fee for these Alabama employees only to \$45. This increase will cover the cost of sales tax on the glasses and covered lens enhancements. Please do not collect sales tax from the employee/member for any covered ProTec materials.

POLICIES

BUSINESS CONTINUITY PLAN

We've established emergency recovery plans that'll go into effect immediately in the unlikely event our corporate office experiences a major disaster, such as a flood or earthquake. Follow the guidelines below in the event of a disaster.

Affected Support Services

Major disasters could impact these authorization support systems:

- Electronic claim submission system
- Interactive Voice Response (IVR) system

Procedures to Follow During a Major Disaster

Please follow these guidelines if a disaster impacts our corporate office:

- Call VSP at **800.615.1883** and follow the recorded instructions. We'll update them as needed.
- For procedural questions, check the appropriate section in this manual.
- Modified Authorizations—If the greeting instructs you to give “modified authorizations,” please follow this procedure:
 1. Provide exam services to your patient. Explain that VSP's experiencing a business interruption and you can't obtain an authorization for services. Tell your patient that, unless you receive full authorization, they may have out-of-pocket expenses that you can't confirm until later.
 2. Have your patient sign a [Patient Responsibility Statement](#). You can find an electronic copy under the Patient Education area in the Administration section on VSPOnline at eyefinity.com. Collect deductibles (if known).
 3. Materials should be held until you are able to confirm eligibility and benefit information. Obtain the authorization and notify the patient of any out-of-pocket expenses incurred upon confirmation of coverage and prior to ordering materials.
 4. When systems become available for obtaining authorizations, you may submit the exam and materials using the original date of service through eClaim using the backdated authorization process.

Note: To get authorizations during our recovery phase, please use the electronic claim submission system when it becomes available for you to get authorizations.

COMPLAINTS AND GRIEVANCES

While VSP makes every attempt to resolve patient concerns quickly and to the patient's satisfaction, each VSP network doctor is responsible for ensuring office staff is aware of the [VSP Member Complaint Process](#) and provides a copy of it and the [VSP Member Complaint/Grievance Form](#) to patients when they ask. The Member Complaint/Grievance Form is available in English, Spanish, and Chinese, and can be found in the **Patient Education** area **Administration – Form Library** section on **VSPOnline** at eyefinity.com.

NOTE: For California residents see [Complaints and Grievances under Patients' Rights and Responsibilities](#).

Definitions

Complaint/Grievance - A member grievance is any written or oral expression of dissatisfaction regarding the plan and/or provider, including quality of care concerns, quality of service concerns, a complaint, dispute, request for reconsideration or appeal made by a member or the member's representative. This includes a written or oral expression of dissatisfaction by a member or group contract holder who believes their plan contract has been or will be improperly cancelled, rescinded, or not renewed. Neither VSP nor its contracted providers may discriminate against a member on the basis of filing a complaint or grievance, in accordance with State and Federal regulations.

Quality of Care - Issues related to concerns about a provider's knowledge or skill, diagnosis and treatment.

Quality of Service – Issues related to accessibility, availability, behavior/attitude of provider and staff, and materials provided.

Quality Assurance

The objective of our Quality Assurance (QA) program is to make sure our doctors comply with our patient-care standards. These standards reflect requirements set by state and federal regulations and several entities, including government agencies (e.g., Centers for Medicare and Medicaid Services), medical/employer groups, and accreditation agencies (e.g., the National Committee for Quality Assurance).

Our QA program includes a clinical review of potential quality-of-care grievances. We require you to give a written explanation and relevant documentation if potential quality-of-care concerns are identified. A VSP clinical reviewer evaluates the complaint and informs you of the outcome by mail.

QA evaluates all potential quality-of-care complaints/grievances for individual doctor trends. Our reviewer can use information from past complaints during the review. The frequency and outcome of previous quality of care complaints/grievances may lead to improvement action up to and including termination from the VSP network.

Patient Satisfaction

We mail patient satisfaction surveys monthly or quarterly to a random sample of our patients who've seen VSP doctors. Most returned surveys reveal our patients are completely satisfied with services. But when one of our patients expresses a concern or complaint, we refer that to the appropriate department for review and resolution, following our policies and procedures described above.

CREDENTIALING AND RECREDENTIALING

Program Overview

VSP credentials its Network Providers in accordance with the standards and guidelines of the National Committee for Quality Assurance (NCQA), and other accrediting or regulatory agencies, as appropriate. The doctor network consists of Optometrists, Ophthalmologists and Doctors of Osteopathy and each is required to be an active participant in the Medicare program.

CONFIDENTIALITY

VSP maintains confidentiality of all information obtained for the purposes of credentialing and recredentialing VSP doctors. Only staff in Network Development, the Credentialing Committee and delegated entity(ies) have access to this confidential doctor information. VSP does not disclose confidential doctor information to any person or entity except with the written permission of the doctor or as otherwise permitted, required by contract or State and/or Federal law.

DELEGATION OF PRIMARY SOURCE VERIFICATION

VSP delegates the administrative activities of its credentialing to a NCQA certified Credentialing Verification Organization (CVO).

In accordance with NCQA standards, the CVO verifies the presence and timelines of the following:

- Timeliness of current attestation
- All active state licenses
- Board certification of MDs and DOs
- Education and training
- DEA license as required by applicable State regulation
- CDS, if applicable
- Current individual doctor malpractice insurance coverage
- Malpractice claims history and/or sanctions
- Medicare/Medicaid sanctions via National Practitioner Database, (NPDB), Office of the Inspector General (OIG) and System for Award Management (SAM)
- State Medicaid enrollment including State Agency suspension, exclusions and terminations list, if applicable
- Hospital privileges loss or limitation of privileges
- Work history for initial applications only—application or curriculum vitae
- Medicare opt out
- Query the SSA Master Death
- National Plan and Provider Enumeration System (NPPES) – NPI number
- Office of Foreign Asset Control (OFAC)
- CMS Preclusion List

Medicare

Medicare participation is required of all VSP network doctors in order to comply with the implementation of the Centers for Medicare and Medicaid Services' (CMS) Medicare Advantage program. VSP doctors are required to provide evidence of participation at initial and re-credentialing.

APPLICATION

All applicant and existing doctors must complete and attest to the accuracy of their CAQH information and consent to the inspection of records and documents pertinent to the credentialing and recredentialing processes.

Doctors must complete the CAQH application, or State-mandated application, that includes a current and signed attestation of the following:

- Physical and mental status
- Lack of impairment due to chemical dependency/substance abuse
- History of loss of license and/or felony convictions
- History of loss or limitation of privileges or disciplinary activity
- Current malpractice insurance coverage
- The correctness and completeness of the application

DOCTOR RIGHTS REGARDING APPLICATION

Doctors have the right to request the status of their credentialing and recredentialing application. The doctor's rights and VSP contact information is included in the Provider Reference Manual for existing providers and online at vspglobal.com for applicant doctors. The doctor can request, in writing, to review and correct information obtained from outside sources for the purposes of initial credentialing and recredentialing. Doctors may submit their request via email to credentialing@vsp.com. VSP will respond within 3-5 business days. Peer review information is confidential and protected. The doctor application for VSP participation includes this provision.

DOCTOR NOTIFICATION OF INFORMATION DISCREPANCY

If the information submitted by the doctor varies substantially from the primary source verification and/or VSP network requirements, VSP or its CVO will make multiple contacts to inform the doctor via mail, facsimile, or phone call. Failure to correct the information may result in a denial and/or termination from the VSP network.

DOCTOR FAILURE TO DISCLOSE ADVERSE INFORMATION

VSP applicant and existing doctors must provide complete and accurate information. If the doctor fails to disclose adverse actions VSP or its CVO will make multiple contacts with the doctor electronically, by facsimile.

NON-DISCRIMINATION

The Credentialing Committee members sign a non-discrimination agreement that remains in effect during their term as a Committee member. The statement attests that all decisions made by the committee are based on the doctor's credentials and VSP network participation criteria and not the doctor's age, gender, sexual orientation, race, ethnic/national identity, specialization or special services the doctor may provide.

CREDENTIALING AND RE-CREDENTIALING TIMEFRAMES

The credentialing and recredentialing process follows these timeframes:

- All source verification occurs within 180 calendar days of doctor signature date and Credentialing Committee date.
- CVO notifies the applicant doctor electronically, by facsimile or by certified mail, return receipt requested within 30 calendar days of receipt if application is incomplete.
- VSP notifies applicant doctors of Credentialing Committee approval and all doctors of Credentialing Committee denial within 10 business days of Committee decision.
- Recredentialing of doctors occurs with thirty-six (36) months of prior credentialing date in accordance with state and federal requirements and NCQA guidelines.

Note: Timeframes are adjusted to meet State specific requirements. Verification concludes when the Credentialing Committee reaches the decision to approve or deny.

ADDITIONAL VSP NETWORK PARTICIPATION REQUIREMENTS

- All VSP services must be provided by a network doctor at a qualified office location. Each office location and doctor connected to the applicant doctor must be credentialed by VSP and meet network participation criteria.
- Each practice must have internet access to submit claims electronically and provide a valid e-mail address to receive communications from VSP.
- Each practice must be able to receive claim payment under one Tax Identification Number, electronically, via direct deposit.

INSURANCE, LICENSURE AND CERTIFICATION

Insurance Requirement

Our network doctors must maintain malpractice insurance coverage, in individual or group coverage, in an amount of not less than \$1,000,000 per occurrence and \$3,000,000 annual aggregate. However, if a doctor participates in an active state patient compensation fund or excess liability program and meets that particular state's fund/program requirements, that doctor will be exempt from maintaining VSP's malpractice insurance coverage requirements. Doctors must notify us within 10 days of any lapse in professional or general liability insurance coverage and indemnify us against damage or claims stemming from a lack of insurance coverage. Insurance verification is done during the credentialing and recredentialing processes.

Licensure and Certification

Our network doctors must be licensed and in good standing as optometrists or ophthalmologists in the state(s) where they practice. We verify state licenses, state-controlled substance licenses (CDS) and federally controlled substance certificates (DEA) during the credentialing and recredentialing processes.

THERAPEUTIC PHARMACEUTICAL AGENTS (TPA) CERTIFICATION: OPTOMETRISTS

Optometrists must be fully licensed and TPA certified.

BOARD CERTIFICATION: OPHTHALMOLOGISTS

All ophthalmologists must be board-certified by either the American Board of Ophthalmology (ABO), or the American Osteopathic Board of Ophthalmology and Otorhinolaryngology Certificate of Specialization (AOBOO).

A certificate from the American Osteopathic Colleges of Ophthalmology and Otolaryngology-Head and Neck Surgery isn't acceptable.

U.S. DRUG ENFORCEMENT ADMINISTRATION REQUIREMENTS

Ophthalmologists must maintain current authorization to prescribe medication following federal DEA and state requirements in each state where they see patients. In some states, optometrists must have current DEA licenses to get or maintain TPA certification and prescribe medicine to the fullest extent of that certification.

Some of our clients require optometrists to have DEA certificates. We support any such requirement.

Medicare

Medicare participation is required of all VSP network doctors in order to comply with the implementation of the Centers for Medicare and Medicaid Services' (CMS) Medicare Advantage program. VSP doctors are required to provide evidence of participation at initial and re-credentialing.

LOCUM TENENS

Locum Tenens

VSP requires its network providers to adhere to the following when utilizing a locum tenens (fill-in) doctor:

1. When using a fill-in doctor, such doctor shall be a VSP credentialed doctor in good standing.
2. If unable to arrange for a VSP credentialed doctor to fill-in the following applies:
 - A. If the fill-in doctor(s) is to fill-in for a period of 10 days or less in a calendar year, VSP does not need to be notified and the use of a non-VSP credentialed provider shall be permitted.
 - B. If the fill-in doctor(s) is to fill-in for a period of 11 days but not more than 60 days in a calendar year, VSP reserves the right to either approve or deny the fill-in doctor(s). The network provider shall contact VSP at least 10 calendar days in advance of a planned absence with the fill-in doctor's name, degree, license number and NPI number. VSP will verify the following:
 - All active states License
 - Current individual doctor malpractice insurance coverage
 - Malpractice claims history and/or sanctions
 - Medicare /Medicaid sanctions via NPDB, OIG and SAM
 - State Medicaid enrollment including State Agency suspension, exclusions and terminations list, if applicable
 - Query the Master Death and NPPES
 - Office of Foreign Assets (OFAC)
 - CMS Preclusion List

VSP will notify network doctor of its decision and if approved by VSP, doctor(s) may fill-in for the network provider.

EMERGENCY SITUATIONS ONLY

Should an emergency situation arise requiring an immediate and unplanned absence of 11-60 days in total, the network provider, or his or her staff, shall contact VSP as soon as the need for the immediate and unplanned absence arises, to provide the name, degree, license number and NPI number of the fill-in doctor(s). Network provider shall also provide VSP with information related to the emergency situation. The fill-in doctor(s) may be used for up to 10 days in total while the fill-in doctor's verifications are obtained.

In no event shall a doctor or multiple doctors provide services on behalf of the same VSP network provider to VSP patients in the locum tenens capacity for more than 60 days in a calendar year unless otherwise specified by State regulation.

SUBMITTING A CLAIM FOR LOCUM TENENS OR FILL-IN PROVIDERS

If you're away for up to 60 days in a calendar year and use a Locum Tenens or fill in provider, you can submit a claim using eClaim or paper:

Submit the claim under your NPI and Tax ID number

Include the Locum Tenens or fill in provider's NPI or SSN in box 19 "Reserved for Local Use" and a modifier for each line – use modifier Q5

MEDICAID & MEDICARE COMPLIANCE

Employing or Contracting with Excluded Individuals or Entities is Prohibited

Your agreement with VSP requires you to comply with all applicable requirements under state and federal laws and regulations. According to the U.S. Department of Health and Human Services, applicable requirements include the following:

You are responsible for ensuring that you do not employ or contract with excluded individuals or entities, whether in a physician practice, a clinic, or in any capacity or setting in which Federal health care programs may reimburse for the items or services furnished by those employees or contractors. This responsibility requires screening all current and prospective employees and contractors against OIG's List of Excluded Individuals and Entities. This online database can be accessed from OIG's Exclusion Web site. If you employ or contract with an excluded individual or entity and Federal health care program payment is made for items or services that person or entity furnishes, whether directly or indirectly, you may be subject to a civil monetary penalty and/or an obligation to repay any amounts attributable to the services of the excluded individual or entity.

For more information, see OIG's exclusion Web site available at <http://oig.hhs.gov/fraud/exclusions.asp>.

Recovery of Claims Overpayment

VSP regularly monitors provider participation for Medicaid/Medicare. If a provider received payment from VSP during a time period when they were ineligible to participate in Medicaid/Medicare, VSP is required to recoup payment under Title XIX of the Social Security Act in accordance with 42, CFR, 438.608(d). This provision does not apply to any amount of recovery to be retained under False Claims Act cases or through other investigations.

MEDICARE ADVANTAGE CONTRACT PROVISIONS TO THE NETWORK DOCTOR AGREEMENT

The Centers for Medicare and Medicaid Services (hereinafter "CMS") requires that specific terms and conditions be incorporated into the Agreement between a Medicare Advantage Organization, a First Tier Downstream or Related Entity to comply with the Medicare laws, regulations, and CMS instructions, including; and

Except as provided herein, all other provisions of the Agreement between Vision Service Plan ("VSP") and Network Doctor not inconsistent herein shall remain in full force and effect.

DEFINITIONS:

Centers for Medicare and Medicaid Services ("CMS"): the agency within the Department of Health and Human Services that administers the Medicare program.

Downstream Entity: any party that enters into a written arrangement, acceptable to CMS, with persons or entities involved with the MA benefit, below the level of the arrangement between an MA organization (or applicant) and a first-tier entity. These written arrangements continue down to the level of the Network Provider of both health and administrative services.

First Tier Entity: any party that enters into a written arrangement, acceptable to CMS, with an MA organization or applicant to provide administrative services or health care services for a Medicare eligible individual under the MA program.

Medicare Advantage Plan (“MA”): an alternative to the traditional Medicare program in which private plans run by health insurance companies provide health care benefits that eligible beneficiaries would otherwise receive directly from the Medicare program.

Medicare Advantage Organization (“MA organization”): a public or private entity organized and licensed by a State as a risk-bearing entity (with the exception of provider-sponsored organizations receiving waivers) that is certified by CMS as meeting the MA contract requirements.

Provider: (1) any individual who is engaged in the delivery of health care services in a State and is licensed or certified by the State to engage in that activity in the State; and (2) any entity that is engaged in the delivery of health care services in a State and is licensed or certified to deliver those services if such licensing or certification is required by State law or regulation.

Related entity: any entity that is related to the MA organization by common ownership or control and (1) performs some of the MA organization's management functions under contract or delegation; (2) furnishes services to Medicare enrollees under an oral or written agreement; or (3) leases real property or sells materials to the MA organization at a cost of more than \$2,500 during a contract period.

VSP and Network Doctor agree to the following:

1. Network Doctor agrees that Health and Human Services (“HHS”), the Comptroller General, or their designees have the right to audit, evaluate, and inspect any pertinent information for any particular contract period, including, but not limited to, any books, contracts, computer or other electronic systems (including medical records and documentation of the first tier, downstream, and entities related to CMS’ contract with a Medicare Advantage Organization, (“MA”) through 10 years from the final date of the final contract period of the contract entered into between VSP and the MA organization or from the date of completion of any audit, whichever is later. [42 C.F.R. §§ 422.504(i)(2)(i) and (ii)]

HHS, the Comptroller General, or their designees have the right to audit, evaluate, collect, and inspect any records under paragraph 1 of this contract provision directly from any first tier, downstream, or related entity. For records subject to review under paragraph 1, except in exceptional circumstances, CMS will provide notification to the MA organization that a direct request for information has been initiated. [42 C.F.R. §§422.504(i)(2)(ii) and (iii)]

2. Network Doctor will comply with the confidentiality and enrollee record accuracy requirements, including: (1) abiding by all Federal and State laws regarding confidentiality and disclosure of medical records, or other health and enrollment information, (2) ensuring that medical information is released only in accordance with applicable Federal or State law, or pursuant to court orders or subpoenas, (3) maintaining the records and information in an accurate and timely manner, and (4) ensuring timely access by enrollees to the records and information that pertain to them. [42 C.F.R. §§ 422.504(a)(13) and 422.118]
3. Enrollees will not be held liable for payment of any fees that are the legal obligation of VSP or the MA organization. [42 C.F.R. §§ 422.504(i)(3)(i) and 422.504(g)(1)(i)]
4. Network Doctor will not be eligible for payment and will be prohibited from pursuing payment from VSP enrollees after the expiration of the 60-day period specified in 42 C.F.R. § 422.222. The provider will hold financial liability for services, items, and drugs that are furnished, ordered or prescribed after the expiration of such 60-day expiration period. [42 C.F.R. §§ 422.504(g)(1)(iv), 422.504(i)(2)(v)]

5. For all enrollees eligible for both Medicare and Medicaid, enrollees will not be held liable for cost sharing when VSP or the State is responsible for paying such amounts. Providers will be informed of Medicare and Medicaid benefits and rules for enrollees eligible for Medicare and Medicaid. The Network Doctor may not impose cost-sharing that exceeds the amount of cost-sharing that would be permitted with respect to the individual under title XIX, Medicaid, if the individual were not enrolled in such a plan. Providers will: (1) accept VSP payment as payment in full, or (2) bill the appropriate State source. [42 C.F.R. §§ 422.504(i)(3)(i) and 422.504(g)(1)(i)]
6. Any services or other activity performed in accordance with a contract or written agreement by VSP or the Network Doctor are consistent and comply with the MA organization's contractual obligations. [42 C.F.R. § 422.504(i)(3)(iii)]
7. Contracts or other written agreements between VSP the MA organization and providers must contain a prompt payment provision, the terms of which are developed and agreed to by the contracting parties. VSP is obligated to pay contracted providers under the terms of the contract between MA Organization/VSP and Network Doctor. [42 C.F.R. §§ 422.520(b)(1) and (2)]
8. Network Doctor and any related entity, contractor or subcontractor will comply with all applicable Medicare laws, regulations, and CMS instructions. [42 C.F.R. §§ 422.504(i)(4)(v)]
9. If any of the MA Organization's activities or responsibilities under its contract with CMS are delegated to VSP as a first tier, downstream, and related entity:
 - (i) The MA Organization reserves the right to revoke the delegation activities and reporting requirements or to specify other remedies in instances where CMS or the MA Organization determines that such parties have not performed satisfactorily.
 - (ii) The MA Organization will monitor the performance of the parties on an ongoing basis.
 - (iii) The credentials of medical professionals affiliated with the party or parties will be either reviewed by the MA Organization or the credentialing process will be reviewed and approved by the MA Organization and the MA Organization must audit the credentialing process on an ongoing basis.
 - (iv) If the MA organization delegates the selection of providers, the MA organization retains the right to approve, suspend, or terminate any such arrangement. [42 C.F.R. §§ 422.504(i)(4)(5)]

In the event that VSP, CMS, and/or MA determine that Network Doctor's performance under this MA Contract provision is not satisfactory, VSP, CMS, and/or MA may revoke Network Doctor's participation in the MA Program.

Except as provided in this Contract provision, all other provisions of the Agreement between Network Doctor and VSP not inconsistent with this Contract provision shall remain in full force and effect. This Contract provision shall remain in force as a separate but integral addition to the Agreement to ensure compliance with required CMS provisions, and shall continue concurrently with the term of the Agreement.

PERSONS ELIGIBLE FOR MEDICARE AND MEDICAID

Pursuant to the Affordable Care Act, the Centers for Medicare & Medicaid Services (CMS) implemented a national duals demonstration program for people dually eligible for Medicare and Medicaid to test new service delivery and payment models. The program may be called MMP or Duals.

The MMP/Duals are implemented through private health plans contracting with CMS and the applicable state Medicaid agency. Agreements with providers and other third parties who contract with health plans (directly or indirectly) must comply with applicable VSP/MMP [contract requirements](#).

VSP and Network Doctor agree to comply with the following requirements:

To agree that cost sharing for Dual-Eligible Members is limited to the Medicaid cost sharing limits; and that for those dual-eligible Members the Network Doctor will accept VSP, and/or MMP payment as payment-in-full or will separately bill the appropriate state source for any amounts above the Medicaid cost sharing.

OFFICE STANDARDS

VSP Network Participation Requirements

1. Submit all eligible VSP claims through VSP's electronic claim submission system.
2. Use VSP contracted laboratories, as required based upon a patient's VSP plan type (except, this shall not apply to doctors who practice in states with laws that specifically prohibit a health plan such as VSP from requiring the provision of such services).
3. Provide and have, or be employed by another VSP doctor, who has majority ownership and complete control of on-site dispensing services program.
4. Owner doctors must provide routine vision care services a minimum of eight (8) hours per week in a combination of no more than two offices. Each office location must be staffed and open at least 16 hours per week. We do not have hour requirements for employee doctors.
5. Maintain and display a minimum inventory of 200 frames from approved frame manufacturers, including a minimum of 100 frames that fall within the average VSP frame allowance of \$150.
6. Provide contact lens care to VSP patients.
7. Provide 24-hour access to VSP patients, as well as have 24-hour access to instrumentation and materials. The 24-hour access to patients must include one or more of the following options:
 - (a) answering service,
 - (b) on-call service,
 - (c) pager/mobile phone or
 - (d) answering machine message providing the patient with instructions on how and where to obtain services from a VSP doctor, and instructions on what to do in case of a medical emergency.

All of these options must allow a patient to leave a message for a returned call back. All messages are required to be returned by a doctor, or qualified office personnel within one hour.

8. Provide service to patients who have the VSP Choice Plan (except, that this shall not apply to doctors who practice in states with laws that specifically prohibit a health plan such as VSP from requiring the provision of such services).
9. VSP's primary method of communication is e-mail. At least one network doctor's valid e-mail address is required for each Qualified Office Location. It is the network doctor's responsibility to maintain an up-to-date e-mail address to ensure receipt of important updates and critical information from VSP.

General Office Standards

1. Provide access to a clean, properly working restroom, and have a sink with hot and cold running water available in or near the exam room.
2. Provide access to public transportation.
3. Provide access for handicapped patients, including doors wide enough for wheelchairs (minimum 32 inches), restrooms with handrails, and a handicapped parking space. The facility or office must be free of barriers that may prevent a handicapped/disabled person from receiving eye care services.
4. Provide a reception area with adequate lighting and office furnishings that are clean and in a good state of repair.
5. Maintain a pet-free environment, except as required by law.

6. Meet applicable local health and safety codes, including fire hazards, electrical wiring, and office floors that are clean and free of any hazardous obstacles.
7. Have convenient access to records of all patients seen within the last three years.
8. Maintain medical records and member information in a confidential, secured location not accessible to the public.
9. Maintain all VSP patient records and information according to the state law.
10. Efficiently process incoming telephone calls during business hours. A patient should be able to reach the doctor's office by phone within 30 seconds on the first attempt.
11. Efficiently process incoming telephone calls after business hours. A patient should be able to leave a message with an answering service within 45 seconds.
12. Make every effort to see the patient at his/her scheduled appointment time. The patient's waiting time should not exceed 30 minutes from that time.
13. Make appointment for services available depending on the patient's condition as follows unless your state has **exceptions** to the following general appointment availability standards:

Routine Preventive Care: Non-symptomatic, routine preventive eye exam within 30 calendar days. (Note: No authorization from VSP is required to refer patients to other VSP network doctors).

Medical Care: Routine medical exams should be scheduled or rescheduled based on patient health care needs within 7 days.

Urgent Care: If call is received during office hours, and the doctor determines the need of the member to be urgent, member should be seen within 24 hours.

Emergency Care: When emergency treatment is necessary (as determined by the VSP doctor to be serious or life threatening), the patient is to be directed to the most appropriate emergency facility.

Unscheduled Appointments: Evaluated (triaged) by a doctor to determine the severity of the condition and disposition of the patient. Patients who need to be seen immediately are to be accommodated.

Specialty Referral: Within 14 calendar days from the time the primary care provider requests the referral.

Check [here](#) to see if your state has exceptions to the above general appointment availability stands.

If one of your patients is unable to obtain a timely referral, either you or your patient may call VSP or the Department of Managed Health Care Help Center at **1-888-HMO-2219** to obtain help.

14. Have online access to **Manuals** located on **VSPOnline** at **eyefinity.com**.
15. Have VSP complaint/grievance policy and patient resolution forms available to patients upon request.

Clinical Office Standards

1. Have the minimum instrumentation necessary to provide routine and therapeutic services at the comprehensive level.
2. Maintain diagnostic and/or therapeutic pharmaceutical agents and an inventory of supporting contact lens solutions and care products that are not outdated or expired.

3. Keep all equipment and instruments in proper working order, including (but not limited to):

• Biomicroscope (Slit Lamp)	• Threshold Visual Fields Device, or Visual Field Testing Device (Minimum of a Tangent Screen)
• Foreign Body Removal Instruments	• Blood Pressure Measuring Device
• Keratometer	• Gonioprism
• Lensometer	• Lacrimal Dilators, Irrigators, Punctal Plugs
• Phoropter	• Ophthalmoscope
• Tonometer	• Volk or Hruby Type Lens

4. Maintain hygienically clean instruments and testing devices.
5. Keep antiseptic solutions, such as alcohol, on hand for cleaning faceguards and other areas of instrumentation that come into contact with patients.
6. Maintain good personal hygiene and professional demeanor.
7. Have diagnostic contact lenses available. These can't be expired.
8. Maintain contact lens wear and care instructional materials. Use an approved method of disinfecting diagnostic contact lenses.

Office Standards for Infection Control and Safety

Infection control measures are to be used for decreasing the risk of transmission of microorganisms in patient care settings. VSP has adopted the recommendations/guidelines of the Centers for Disease Control (CDC) and the Association for Practitioners in Infection Control (APIC) as part of its provider office standards. A fundamental component of infection control is the concept of Universal Precautions, which involve the use of protective methods when taking care of patients.

The following measures make up the fundamentals of infection control:

Hand washing and Gloving

Wash hands promptly and thoroughly between patient contacts and after contact with blood, body fluids, secretions, excretions, and equipment or articles used in the patient exam/care setting is one of the most effective measures to reduce the risk of transmitting organisms from one person to another, or from one site to another. Hand washing facilities is defined by OSHA as an adequate supply of clean (potable) running water, soap and single use towels (paper towels, roller towels, or hot air hand dryer acceptable).

Gloves are to be worn when appropriate, to provide barrier protection for the patient and doctor, and to reduce opportunities for the transmission of microorganisms between patients, doctors, and other office personnel. The failure to change gloves between patient contacts is an infection control hazard.

Wearing gloves does not replace the need for hand washing; hands should be washed immediately or as soon as feasible, after removal of gloves or other protective equipment.

Cleaning, Disinfection and Sterilization of Patient Care Equipment

Disinfect all instrument surfaces that come into contact with patients by using standard methods such as the recommendations of the CDC (www.cdc.gov) and the APIC (www.apic.org).

Contact Lens Disinfection

Use an approved method of disinfecting diagnostic gas permeable contact lenses. Heating at 70 to 80 degrees centigrade for 10 minutes is also an acceptable method of disinfection. Soft trial contact lenses should be disinfected with hydrogen peroxide.

Infectious Waste Disposal

All infectious waste must be placed in appropriately labeled containers (a lined wastebasket with a lid or a sharps container where appropriate) and disposed of according to Federal, state, and local regulations. Infectious waste includes, but is not limited to:

- disposable gloves and gowns
- all sharp disposable instruments
- products used in patient care (e.g., tissue, gauze, etc.)

Occupational Safety and Health Administration (OSHA) Blood Borne Pathogens Standard

Most optometry offices will not be exposed to blood borne pathogens; however, a copy of the OSHA Exposure to Blood Borne Pathogen Standard (29 CFR 1910.1030) can be obtained from the OSHA Publications Office, 200 Constitution Avenue, N.W., Washington, DC 20210, or at the Web site of the Labor Department's Occupational Safety and Health Administration (www.osha-slc.gov).

Instrument Maintenance

Instruments should be calibrated and maintained according to the manufacturers' directions. Keep a log of calibration, cleaning, and maintenance for each instrument.

Facility Safety

The office should be safe and accessible for all patients. Safety considerations include ensuring that all areas are free from physical hazards. Minimum standards include proper equipment and patient care material storage, clearly defined exit signs, and clear exit areas. The office is required to have an operational smoke detector and a fire extinguisher. Proper lighting in and around the office, including stairways and parking lots, is also an important safety consideration.

Offices are required to meet the Americans with Disabilities Act Accessibility Guidelines (ADAAG), which are available from the Department of Justice at **800.USA.ABLE**, or from the Access Board's Web site (www.access-board.gov).

PROVIDER DISPUTE RESOLUTION PROCEDURE

(Effective April 1, 2020)



VISION SERVICE PLAN

PROVIDER DISPUTE RESOLUTION PROCEDURE

I. OVERVIEW AND PURPOSE

Introduction

Vision Service Plan, a California not-for-profit corporation ("VSP"), is committed to providing high quality health care to its enrollees through VSP's network of contracted providers. As part of this commitment, VSP maintains a fast, fair and cost-effective dispute resolution mechanism that providers may use to resolve billing, payment, or contract disputes. This Dispute Resolution Procedure ("DRP") is available to contracted providers for Quality Management disputes, Fraud and Abuse Claim disputes and Contract disputes. This DRP is also available to non-contracted providers as it relates to Fraud and Abuse Claim disputes. The separate policies for resolution of these different types of provider disputes are explained below. For all intents and purposes, the term "Providers" encompasses only those optometrists and/or ophthalmologists licensed to practice in their respective state.

Claims Payment Dispute

Usual, customary and day-to-day claim payment disputes ("Claim Payment Dispute" or "CPD") arise when a Provider contests or denies a claim payment reimbursement, makes an appeal, or requests reconsideration of a claim or group of claims if those claim(s) have been denied, adjusted or contested. CPD's are not handled pursuant to this DRP. The CPD dispute will be processed pursuant to the requirements of Title 28, California Code of Regulations 1300.71.38 ("CCR 1300.71.38"). CPD's are managed under Claim Appeals in the Eligibility and Authorization Section of the **VSP Provider Reference Manual** ("PRM"), found online at eyefinity.com. Any CPD shall be handled and resolved by VSP without charge to the Provider. There is no right to appeal a CPD determination under this DRP, or by a challenge in court.

Dispute Resolution Procedure Overview

This DRP includes the processes established to provide VSP and Providers with a fair and cost-effective process for the final determination of Fraud and Abuse Claim Disputes, Contract Disputes and Quality Management Disputes between VSP and any Provider. Such disputes shall be decided using this DRP, as may be modified from time to time and, accordingly, could be finally decided by an Arbitrator, and not any federal, state, or local court or agency. The DRP is not intended to waive any rights or claims afforded either party with the California Department of Managed Healthcare ("DMHC"). The privileges and protections created by the Health Care Quality Improvement Act of 1986, 42 U.S.C. § 11111, shall govern and apply to all aspects of this DRP, except as otherwise set forth herein.

Fraud and Abuse Claim Disputes

The FBI has identified healthcare billing fraud as the fastest growing white-collar crime in America. Accordingly, California and many other states require licensed health plans, like VSP, to establish and maintain an active anti-fraud and abuse program. VSP's anti-fraud and abuse program operates largely through the Special Investigative Unit ("SIU"), which coordinates, investigates and assesses the appropriate course of action for incidents involving fraud and abuse. SIU investigations are done in conjunction with VSP's Director of Optometry, Medical Director, the Office of the General Counsel, and appropriate internal business partners. VSP seeks recovery of all damages and penalties permitted by law in any Fraud and Abuse Claim. A fraud claim is one where a Provider knowingly makes or causes to be made a false or

fraudulent claim for payment of a health care benefit (“**Fraud**”). An abuse claim is one where the Provider, through inadvertence or neglect, causes to be made a false claim without knowingly or intentionally misrepresenting facts but nonetheless obtains payment for health care services when payment was not in conformity with VSP’s policies (“**Abuse**”) (collectively, “**Fraud and Abuse Claim**” or “**FAC**”). A FAC may originate from third-party reports, hotline reports, or data analysis. SIU investigations of a FAC may include an announced or unannounced Provider audit.

When VSP notifies a Provider that VSP has determined the Provider has submitted one or more Fraud and Abuse Claims, and the Provider disputes VSP’s determination, the Provider must submit the dispute through VSP’s DRP process. FAC disputes may lead to termination from VSP’s network of contracted Providers.

Contract Disputes

Contract disputes between a contracted Provider and VSP concern disputes related to the interpretation, application, intent, termination and breach of the Network Doctor Agreement (“**NDA**”). VSP and contracted Providers must first submit a contract dispute through this DRP prior to filing a Demand for Arbitration. Unless otherwise stated in the Provider’s NDA, exhaustion of the Provider Dispute Resolution/Written Submission process (“**PDR**”) below is a prerequisite to pursuing binding arbitration. Contract disputes may lead to termination from VSP’s network of contracted Providers.

Quality Management Disputes

VSP maintains a quality management program that ensures Providers comply with their respective NDA and VSP’s patient-care policies and procedures (“**QM Program**”). The QM Program is based on health care industry standards set by the American Medical Association (“**AMA**”), National Committee of Quality Assurance (“**NCQA**”) and other state and federal guidelines. VSP’s QM Program includes clinical peer review of patient medical records and quality of care grievances. Providers failing to meet the QM Program requirements are subject to corrective action up to and including termination from VSP’s network of contracted Providers.

Providers receiving corrective action notifications and who dispute VSP’s Quality Management findings, must submit the dispute through this DRP process. Unless otherwise stated in the Provider’s NDA, exhaustion of the PDR process below is a prerequisite to pursuing binding arbitration.

Generally, such Quality Management disputes will address issues such as: Provider malpractice, professional misconduct, negative finding from a quality assurance medical record review or other peer review proceedings, audit disputes that result from negligent or mistaken billing or that are otherwise not in conformity with VSP’s Policies, and criminal and civil wrongs committed by a Provider based on patient complaints or obtained from reporting from the National Practitioner Data Bank (“**NPDB**”), state/federal agencies and other third-party complaints. (“**QM Disputes**”).

Confidentiality

All facts, records, data and information used, acquired or exchanged in preparation for, submission, and hearings hereunder (“**Materials**”) shall be used and maintained in strict confidence and shall not be disclosed to any third party. The Materials shall only be used by the parties to the extent necessary to carry out the purposes of the DRP. The Materials may be subject to subpoena or discovery as may be required by law. The confidentiality of the Materials shall survive the final actions, decisions, awards and any modification or termination of the NDA or DRP. The DRP is a proprietary document belonging solely to VSP. In no event shall the DRP be shared, distributed or published to any third party or filed in court without the prior written consent of VSP or appropriate court protective order. Silence in response to any request to disclose shall not be deemed as consent to any disclosure.

Dispute Resolution Costs

The Provider is not responsible for any administrative costs associated with either Provider Dispute Resolution or the Peer Review Process as more fully set forth below. Each party is responsible for their respective attorneys' fees and costs, if any, in all Provider Dispute Resolution and Peer Review proceedings.

II. PROVIDER DISPUTE RESOLUTION ("PDR")/Written Submission

Notice of Adverse Action / Right to Contest or Deny

If VSP intends to take adverse action against a Provider as provided above, VSP will send an Adverse Action Notice ("Notice") to the Provider. The Notice shall contain the following information:

- The action(s) or proposed action(s) that VSP intends to take against the Provider (e.g. restitution, probation, termination, etc.);
- A summary of the factual basis for the action(s) to be taken;
- That a Provider can dispute the Notice with instructions on how to commence dispute resolution;
- In Fraud and Abuse matters, where an audit was conducted pursuant to Health and Safety Code sections 1371, 1348 and other relevant statutes and regulations, a spreadsheet summary of the audit that identifies the claim number, name of the patient, the date of service and a clear explanation of the basis upon which VSP believes that the amount paid on the claim is in excess of the amount due, including interest and penalties on the claim. In addition, the Notice shall include the information required by Health and Safety Code section 1371, subdivision (b)(2) and any other information required by the associated regulations.

If VSP intends to terminate a Provider by removing them from the network and/or terminating their ability to submit claims, the Provider may remain on the VSP doctor network ("**Network**") and/or submit claims until a written determination of the dispute is made, as more fully set forth below. However, VSP, in its sole and absolute discretion, may terminate the Provider from the network and/or the right to submit claims immediately if there is reasonable cause to conclude any of the following:

- Provider's conduct presents a past or present risk of harm to any VSP patient ("**Member**");
- Provider's conduct presents an unacceptable quality of care issue to any Member;
- Provider's conduct constitutes intentional fraud, misrepresentation or gross indifference in the submission of true and accurate claims;
- Provider's conduct constitutes incompetence or willful indifference in treating a patient's visual or other health care needs;
- Provider's license or other lawful authority to practice has expired, been terminated or is in any other form of suspension, probation or conditional status;
- Provider has refused to allow an audit of his/her practice(s); or
- Other reasonable cause exists.

VSP's failure to immediately terminate Provider shall not create an inference that any one or all of the above situations have not occurred; shall not infer that termination is not warranted in the particular case; and shall not act as a waiver to prevent VSP from deciding to terminate Provider based on the Determination, at a later time.

For all Notices, the completion of this PDR process is a condition precedent to the commencement of either the peer review hearing or binding arbitration.

For purposes of this DRP, and unless otherwise provided, Notices are deemed made when deposited in the U.S. mail, sent by email or by other means as agreed to in writing by the parties. The date of "receipt" will be five (5) working days after the date of mailing, or, if emailed, the date the email was received. Should any deadline fall on a weekend or holiday, the new deadline shall be the next working day. "Working day"

means Monday through Friday, excluding recognized federal holidays per CCR section 1300.71 (13) and the working day after Thanksgiving and the working day before Christmas.

Dispute Resolution Administrator

The VSP Dispute Resolution Administrator (“**DRA**”) manages all procedural DRP matters and communications between the Provider, VSP and the submissions made pursuant the DRP. The current DRA is Melanie Trammell. Her contact information is: VSP, Attn: Melanie Trammell, 3333 Quality Drive, MS 163, Rancho Cordova, CA 95670, email: drdispute@vsp.com, phone: (916)851-4092.

Submission of Dispute

Upon receipt of a Notice, a Provider may contest or deny the Notice. To contest or deny the Notice, Provider shall send a Notice of Contest/Denial (“**Contest/Denial**”) to the VSP DRA at the address identified in the Notice. The deadline for submission of a Contest/Denial is as follows:

- For a Notice regarding a Fraud and Abuse Claim Dispute, the Provider shall send the Contest/Denial within forty-five (45) working days of receipt of the Notice. A Notice shall be deemed uncontested and final if a Contest/Denial is not received within this time frame, with no further right to any challenge or appeal.
- For a Notice regarding any other dispute or challenge covered by this DRP, the Provider shall send the Contest/Denial within 365 calendar days of the Notice. However, VSP may impose an effective date of action within a Notice (other than one regarding a Fraud and Abuse Claim Dispute) that is less than the 365 calendar days if consistent with applicable law.

The Contest/Denial shall state and provide the factual and legal basis upon which the Provider believes that restitution and/or termination are not warranted. The Contest/Denial shall at a minimum include:

- the Provider’s name, identification number and contact information;
- the name and contact information of legal counsel, if any;
- a clear identification of the claims from the audit that are disputed, the date(s) of service of each claim, and the basis of the contest or denial as to each claim;
- a clear explanation of the basis upon which the Provider believes that Restitution, termination or other remedy sought by VSP and identified in the Notice is not warranted or in error; and
- if applicable, a clear statement of all legal issues being raised.

Providers shall submit with their Contest/Denial any and all documents (patient charts, exam records, financial documentation, lab invoices, patient statements, legal documentation, etc.), statements and other evidence that they believe supports the Contest/Denial. The Provider’s Contest/Denial shall be Provider’s sole opportunity to submit evidence in this process. Provider may amend the Contest/Denial within thirty (30) working days of notice from VSP, where VSP has determined that information is missing or otherwise incomplete. Where fraud and abuse claims are uncontested, VSP shall be entitled to offset the amounts disclosed in the Notice, but only after giving the Provider ten (10) working days’ notice prior to withholding those disclosed amounts.

Acknowledgment of Dispute

Upon receipt of Provider’s Contest/Denial, VSP will acknowledge receipt of the Contest/Denial to the Network Doctor’s address identified in the Contest/Denial (a) within two (2) working days of the date of receipt of an electronic Contest/Denial; or (b) within fifteen (15) working days of the date of receipt of a paper Contest/Denial.

VSP's Response

Within fifteen (15) working days of receipt of a complete Contest/Denial, VSP shall provide to the DRA, its written response to the Contest/Denial ("Response"). The Response shall include all documents, statements or other evidence that support VSP's position as to the Contest/Denial and the damage or other remedy being sought. This shall be VSP's sole opportunity to submit evidence in this process.

Written Determination

A written determination ("**Written Determination**") stating the pertinent facts and explaining the reasons for the determination shall be issued within forty-five (45) working days after the date of receipt of the Contest/Denial or amended Contest/Denial as required by CCR 1300.71.38 section (f). A Written Determination shall be final unless the Provider requests a Peer Review Hearing as more fully set forth below.

Decision and Payment

If the Written Determination concludes that Provider owes VSP any monies, Provider shall pay any monies to VSP within fifteen (15) working days of issuance of the Written Determination unless Provider requests additional resolution measures as detailed below. If VSP owes monies, interest or penalties to the Provider, VSP shall pay any outstanding amounts to Provider within fifteen (15) working days of the issuance of the Determination. All Provider payments shall be mailed to the DRA at the address identified above in the DRA section.

If Provider fails to reimburse VSP within the timeframe above and has not requested further resolution, the Written Determination shall be deemed final and VSP may withhold / offset Provider's current claims payments until the restitution is paid in full. Through the Written Determination, Provider will be given fifteen (15) working days written notice of any intended withholding / offset.

Upon issuance of the Written Determination, a Provider has the option to appeal to either a Peer Review Hearing or to a de novo review through binding arbitration ("**Arbitration**"). At that time, a Provider may request a copy of VSP's Response, and any additional non-privileged documentation taken into consideration in the process of rendering the Written Determination. If a Provider requests a Peer Review Hearing, they may still appeal to Arbitration if unsatisfied with the outcome of the Peer Review Hearing. VSP may only appeal to Arbitration after a Provider has requested a Peer Review Hearing and a Panel Determination has been rendered. See below for further details.

III. PEER REVIEW HEARING

Overview

Providers unsatisfied with the result of the PDR may request a Peer Review Hearing ("**Hearing**") comprised of a panel of practicing Network Doctors. A request for or participation in a Hearing does not waive the Provider's future right to request binding arbitration.

Peer Review Hearing Panel

The Chair of the Panel ("**Panel Chair**"), who is appointed by the Chairman of the Board of Directors, shall appoint two (2) optometrists who are also VSP network doctors to serve on the Peer Review Hearing Panel ("**Panel**"). A majority of the Panel shall encompass peers of the same licensure as the disputing Provider. The Panel Chair shall be in charge of the Hearing and shall make all determinations of the procedural conduct of the Hearing. No Panel member shall be in direct economic competition with the affected Provider, and no Panel member shall be in a position to gain direct financial benefit from the outcome of the Hearing. The fact that Panel members and Provider are on the same Provider panel or network shall not, standing alone, constitute direct economic competition within the meaning of this paragraph. Panel members shall be provided copies of all documents to be considered at the Hearing and may attend the Hearing in-person or by telephone conference.

Request for Peer Review Hearing

Providers requesting a Hearing must submit a Peer Review Hearing Request (“**Request**”) within fifteen (15) working days of receipt of the Written Determination. The request must include whether the Provider intends to attend the Hearing in person or via teleconference, and if Provider will have Counsel in attendance.

Acknowledgement of Request

The DRA will acknowledge (“**Acknowledgement**”) the request for a hearing within five (5) working days of its receipt. The Acknowledgement will include the date in which the Provider’s matter will be heard and will lay out any accompanying deadlines which will occur before the hearing is to take place.

Submission of Additional Evidence/Request to Include Witnesses

In addition to the initial documentation provided during PDR, both parties will have an opportunity to submit additional relevant evidence, including the right to request witness testimony at the Hearing, either in person or via teleconference. Additional evidence must be submitted to the DRA within fifteen (15) working days after receipt of the Acknowledgment. The decision to include additional submitted evidence or witnesses is in the sole discretion of the Panel Chair.

Court Reporter

Either party, or the Panel, may arrange for a stenographic record of the proceeding to be kept by an independent certified court reporter (“**Court Reporter**”). The party requesting the use of a Court Reporter shall pay the expense of the original certified transcript (“**Transcript**”). The opposing party and the Panel shall be permitted to purchase a copy of the Transcript from the Court Reporter and shall only be required to pay the Court Reporter’s usual and customary fee for a copy of the Transcript. If the Panel desires the use of a Court Reporter, the Court Reporter costs, including the costs of the transcript(s), shall be equally shared by the parties. The Court Reporter shall be physically present at the Hearing. With the exception of personal notes of the Hearing by the parties and their counsel, there shall be no audio, video or other recording of the Hearing of any kind.

Peer Review Hearing

A. *Attendance/Response.* Provider and VSP shall attend the Hearing as designated and shall respond fully and completely, under oath, to all questions from members of the Panel. Either party may request to attend the Hearing in-person or by telephone conference. If the Provider fails to attend the scheduled Hearing, the Request shall be deemed rescinded and the Written Determination shall be final with no further right to any challenge or appeal.

B. *Legal Counsel.* Each party may be accompanied by legal counsel at the Hearing. However, only the parties to the case, VSP and the Provider, will be permitted to present their respective cases to the Panel. Unless the Panel Chair determines otherwise, during the Hearing, each party may offer an opening and closing statement, may question witnesses (if any) and introduce previously produced documents as evidence. As a peer-to-peer review, the Panel Chair may, and is encouraged to, facilitate a discussion of the evidence between the Provider and the members of the Panel. Legal Counsel shall not be permitted to call or question witnesses or argue the merits of facts or issues during the course of the Hearing. Providers may consult with their Counsel during the course of the Hearing, but only insofar as it does not interrupt or delay the Hearing.

At the close of Hearing, counsel for each party may give a closing statement that shall not exceed five (5) minutes, except as may be permitted by the Panel Chair. A closing statement shall be limited to the facts presented at the Hearing and shall not identify, address or include new evidence. Each party shall bear its own legal fees, costs and expenses.

In a Hearing where the Provider is a physician, and where the Request for Hearing contains issue(s) concerning a final proposed action for which reporting is required under California Business and Professions Code Section 805, and where the Provider is not represented by counsel in the Hearing, the Panel shall not be entitled to the presence of legal counsel at the Hearing.

C. Hearing Management. The Panel Chair, in his or her sole and absolute discretion, shall manage the Hearing and admission of evidence so as to timely consider the facts and address the issues to be heard.

D. Scope of Evidence. The rules of evidence and Code of Civil Procedure relating to the questioning of witnesses and presentation of evidence in court shall not apply to the Hearing. Evidence offered and admitted shall be directly relevant to the issues designated in the Request. Regardless of the issues identified and raised by the Request, the Panel shall not consider testimony, evidence or arguments challenging the validity, purpose or reasoning of the NDA or DRP. Any such testimony or other evidence will not be admitted or considered, regardless of its possible admissibility in a court of law or other tribunal. Any dispute regarding the NDA or this DRP shall, at either party's request, be submitted to binding Arbitration pursuant to Section IV below.

E. Adjournment and Conclusion. The Panel Chair may adjourn, reconvene or reopen the Hearing at the convenience of the Panel and/or the parties without special notice, and shall close the Hearing upon determining that the record is complete. The Panel shall, thereafter, conduct its private deliberations and render its decision in writing.

Peer Review Panel Determination

Within fifteen (15) working days after the close of the Hearing deliberations, the Panel shall issue to the parties a reasoned decision (“**Panel Determination**”) and provide notice of the right to request de novo review through binding arbitration. Subject to the right of either party to request Arbitration, the Panel Determination shall be final and binding and there shall be no further right by either party to appeal or otherwise challenge the Panel Determination to VSP's Board of Directors, in court or other forum.

Decision and Payment

If the Panel Determination concludes that Provider owes VSP any monies, Provider shall pay any monies to VSP within fifteen (15) working days of issuance of the Panel Determination. If VSP owes monies, interest or penalties to the Provider, VSP shall pay any outstanding amounts to Provider within fifteen (15) working days of the issuance of the Panel Determination.

If Provider fails to reimburse VSP within the time above, VSP may withhold/offset Provider's current claims payments until the restitution is paid in full. The Panel Determination shall give Provider fifteen (15) working days written notice of any intended withholding/offset.

A Peer Review Determination shall be final unless either party requests binding arbitration. Any payments due by either party shall be stayed in the event that either party elects to continue to arbitration.

IV. DE NOVO REVIEW [BINDING ARBITRATION]

Requesting De Novo Review-Binding Arbitration

At the request of either Provider or VSP, a Panel Determination may be appealed to final and binding arbitration with venue in Sacramento, California. Except as may be provided herein, either party may request Arbitration under this provision. Arbitration may be requested in the following circumstances:

- By the Provider upon receipt of a Written Determination;
- By VSP or Provider upon receipt of a Panel Determination;

- By VSP or Provider in any controversy that relates to procedural/substantive issues of the DRP (section V below);
- By VSP or Provider in any and all other contests, denials or controversies which may arise that are not otherwise provided for herein;
- By VSP if Provider refuses to comply with a Notice, after having exhausted his/her rights to PDR and the Peer Review processes; or
- By VSP if Provider fails to comply with either the PDR or Panel Determinations and has failed to exhaust his/her remaining rights to Peer Review and/or Arbitration.

A Request for Arbitration (“**Request for Arbitration**”) must be made within fifteen (15) working days of either a PDR or Panel Determination.

The Request for Arbitration shall be made to the DRA at the address stated above. The DRA shall submit the Request for Arbitration to JAMS, The Resolution Experts (“**JAMS**”). The Request for Arbitration shall include a copy of the Contest/Denial provided in the PDR process above, and a statement of all issues to be determined in the Arbitration.

The Arbitration shall be heard before one (1) neutral Arbitrator from JAMS, pursuant to the JAMS Streamlined Arbitration Rules & Procedures in effect at the time of the Request for Arbitration, (“**JAMS Rules**”) unless otherwise agreed to in writing by the parties. The Arbitrator shall be a retired Judge, or a retired attorney with over 20 years of practice; with at least 15 years’ experience in health care claims. To the extent that there are any revisions to the JAMS Rules, the rules in effect on the date of the commencement of Arbitration shall apply. To the extent that the JAMS Rules are deleted or otherwise extinguished, the Commercial Rules of JAMS shall apply, except that discovery shall be limited to a document exchange between the parties. In any Arbitration provided for herein, regardless of what the JAMS Rules reflect now or at any time in the future, there shall be no material, expert or other witness depositions, interrogatories or requests to admit, unless otherwise agreed to between the parties. The JAMS Rules can be found at <https://www.jamsadr.com/rules-streamlined-arbitration>.

If JAMS declines to conduct the Arbitration, the Arbitration instead shall be administered by the American Health Lawyers Association (“**AHLA**”), and pursuant to the JAMS Rules referenced above, unless otherwise agreed to by the parties.

If VSP intends to terminate the Provider as set forth in the Notice, and termination was upheld by either the PDR or Peer Determinations, the Provider may remain on the Network and submit claims until the Arbitrator issues its award as more fully set forth below. However, VSP in its sole and absolute discretion, may terminate the Provider and halt claims processing immediately as set forth above.

If Arbitration is not requested within the time and in the manner set forth herein, each of the parties shall be deemed to have accepted the Written Determination and/or the Panel Determination, which shall become final, binding and conclusive; shall be effective immediately; shall not be subject to appeal or judicial review except to the limited extent provided by the FAA; and shall be confirmed and Judgment entered consistent therewith in the Sacramento County Superior Court, or any other court having competent jurisdiction. There shall be no right to seek further redress through any other legal action.

Meet and Confer

After requesting Arbitration, but before selection of an Arbitrator, the party requesting arbitration (“**Claimant**”) shall propose final and binding terms of settlement (“**Settlement Proposal**”) to the other party (“**Respondent**”). Respondent shall accept or reject the Settlement Proposal. If the Settlement Proposal is accepted by Respondent, the parties shall proceed to draft and execute a settlement agreement, forthwith. If Respondent rejects the Settlement Proposal, the case shall proceed to Arbitration. If Claimant obtains an arbitration award at Arbitration that is greater than the Settlement Proposal, the Claimant shall be deemed

the prevailing party for purposes of an award of arbitration costs, plus an award of attorneys' fees, which attorneys' fees shall not exceed \$15,000. (California Civil Code Section 1717 shall not apply for purposes of determining the prevailing party.) If the Arbitrator's Award is less than the Settlement Proposal, Respondent shall be deemed the prevailing party for purposes of an award of arbitration costs, plus an award of attorneys' attorneys' fees, which fees shall not exceed \$15,000. If Claimant fails or refuses to make a Settlement Proposal pursuant to this Section, Claimant shall be deemed to have waived his/her/its right to recover any attorney fees or arbitration costs regardless of the terms contained in the NDA or the fact that the Arbitration Award awards Claimant greater relief than Respondent.

Arbitration Fees

Each JAMS Arbitrator has their own schedule of fees applicable to Arbitrations. It is each party's responsibility to satisfy themselves as to the amount of such fees prior to selection of the Arbitrator. All fees shall be shared equally by VSP and Provider and shall be payable to JAMS promptly upon its request. If either party fails to pay their respective fees, the following shall apply:

- If Claimant fails to pay their share of fees, it shall be concluded that the Claimant has failed to agree to participate in the Arbitration process and the Written Determination or Panel Determination shall become final and binding. There shall be no further right to appeal or to seek other redress; including challenge in court. The Written Determination or Panel Determination shall become final and effective immediately. In such case, Respondent may proceed with the Arbitration at their sole cost and expense, and without the Claimant's participation, solely for the purpose of finalizing the PDR or Panel Determination as an Arbitration Award. No further involvement by Claimant shall be permitted.
- If Respondent fails to timely pay arbitration fees or costs in an arbitration, Claimant will have the right to pay and proceed with the Arbitration without the Respondent's participation. No further involvement by Respondent will be permitted.
- If Arbitration was requested by either party subsequent to a Section V dispute below and Claimant fails to timely pay its portion of the arbitration fees, the claim shall be deemed waived and shall be considered time-barred. There shall be no further right to arbitrate or to seek relief of any nature, in any forum.

Record

Any party, or the Arbitrator (at the parties shared expense), may arrange for a stenographic record of the proceeding to be kept by an independent Court Reporter. Any party wanting a record of the Arbitration shall give notice to the Arbitrator and the other party at least ten (10) days prior to the Arbitration. The party noticing the use of a Court Reporter shall pay the expense of the original transcript. The opposing party and the Arbitrator shall be permitted to purchase a copy of the transcript from the Court Reporter and shall only be required to pay the Court Reporter's usual and customary fee for a copy of the transcript. If the Arbitrator desires the use of a Court Reporter, the Court Reporter and transcript costs shall be equally shared by the parties. The Court Reporter shall be physically present at the Arbitration. With the exception of personal notes of the Arbitration by the parties and their counsel, there shall be no audio, video or other recording of the Arbitration of any kind.

Withdrawal

At any time prior to submission to JAMS, the Request for Arbitration may be withdrawn by Claimant, with prejudice, with no further right to challenge or appeal. Once an Arbitrator has been selected, no withdrawal will be permitted unless consented to in writing by Respondent and JAMS. Any fees then due and owing to JAMS shall be paid in full solely by the Claimant.

Class Action Waiver

Any Arbitration conducted herein will be conducted only on an individual basis by the Provider. Provider waives any and all rights, if any, to bring a class action Arbitration as to any dispute identified herein to include any other dispute related to the NDA and/or this DRP.

Award

The Arbitration Award shall be final, binding and conclusive, shall be effective immediately, shall not be subject to appeal or judicial review except to the limited extent provided by the Federal Arbitration Act (“FAA”) and shall be enforceable in the Sacramento County Superior Court, or in any court with the requisite jurisdiction. The Arbitration Award shall be considered an Arbitration Award for purposes of confirming an award under California Code of Civil Procedure Section 1285, et. seq. The party seeking confirmation of the Arbitration Award shall be entitled to recover attorney’s fees and costs incurred in confirming the Arbitration Award.

V. OTHER DISPUTES

Other Disputes

Should any other dispute arise between VSP and a Provider, including breach of the confidentiality provisions included herein (including breach by any person acting for or on a party’s behalf), the parties must first make a good faith effort to resolve the dispute. Notice of such dispute must be provided to the other party in writing (“**Notice of Dispute**”). If the parties are unable to reach a mutually agreeable resolution within twenty (20) working days of the party’s receipt of the Notice of Dispute, the dispute shall be submitted to binding arbitration pursuant to the rules and procedures provided herein. A Request for Arbitration must be made within sixty (60) working days of receipt of the Notice of Dispute.

For all disputes under this Section V, any Arbitration Award shall be final, binding and conclusive, shall be effective immediately, shall not be subject to appeal or judicial review except to the limited extent provided by the FAA and shall be enforceable in the Sacramento County Superior Court, or in any other court having jurisdiction. The Arbitration Award shall be considered an Arbitration Award for purposes of confirming an award under California Code of Civil Procedure Section 1285, et. seq. The Arbitration Award may be entered in any court having jurisdiction. The party seeking confirmation of the Arbitration Award shall be entitled to recover attorney’s fees and costs incurred in confirming the Arbitration Award.

VI. GENERAL PROVISIONS

Except as may be required by law, no VSP agent or employee is authorized to make material changes or alterations to this DRP without first obtaining approval from VSP’s Board of Directors or another Committee or Officer appointed thereby. Absent exigent circumstances or as required by law, any material alteration to this DRP shall go into effect upon thirty (30) calendar days’ notice to Provider through the usual means of communication. Fraud and Abuse Claims Disputes, Contract Disputes and Quality Management disputes shall be handled pursuant to the DRP in effect at the time of submission of the Contest/Denial as set forth herein. A Request for Arbitration shall be handled pursuant to the DRP in effect at the time that the Request for Arbitration is made.

If any provision of this DRP is held by an Arbitrator to be invalid, void or unenforceable, the remaining provisions will continue in full force and effect without being impaired or invalidated in any way. Any such determination will only be operative with respect to the Provider that is a party to that Arbitration proceeding. Any ambiguity or conflicting provision of the DRP shall be interpreted so as to give full meaning to the intent and purpose of the DRP.

The provisions of the DRP shall survive termination of the effective NDA.

PATIENTS' RIGHTS AND RESPONSIBILITIES

We're committed to mutually respectful relationships between patients and doctors. We expect these relationships will lead to effective healthcare while recognizing people are individuals who all have different needs. We explain our expectations and set up guidelines for cooperation between patients, doctors, and clients. Patients can find this information at vsp.com.

Our patients have the right to be treated with consideration, dignity, respect and to have VSP doctors:

- Provide complete information about their eye care and any proposed procedures and alternatives regardless of cost or benefit coverage.
- Allow patients to control decisions about their eye care treatment.
- Provide 24-hour access for ocular emergencies.
- Maintain privacy and confidentiality regarding their care.
- Make appropriate preventive health services available.
- Give prompt and reasonable responses to questions and requests.
- Provide information regarding their services and qualifications.
- Provide the VSP grievance procedures if there is dissatisfaction with services.
- Obtain input regarding services and assist them with any problems.

Our patients have the responsibility to follow preventative eye care guidelines, and:

- Check the health care benefits and exclusions of their coverage.
- Establish and maintain a relationship with their primary eye care provider.
- Give eye care providers complete and accurate information needed in order to care for them.
- Notify eyecare provider if they are going to be late or need to reschedule an appointment.
- Know the cost (co-payment, deductible, co-insurance) of their care.
- Carry out the treatment plan agreed upon with their eye care provider or primary care physician.
- Know how to access urgent, emergency and out-of-area medical eye care services.

American Sign Language (ASL) Interpreter Requests

Under the Americans with Disabilities Act of 1990, eye doctors and other health care providers are required under this federal law to provide American Sign Language (ASL) interpreter services, at no cost to the patient, to patients who need and request ASL interpreter services.

If you or a member of your staff are ASL-fluent, you may, of course, communicate with hearing-impaired patients in that manner. If neither you nor a member of your staff have fluency in ASL, make arrangements for an ASL face-to-face interpreter to assist at no cost to the patient or to you. If you need help finding an ASL interpreter, you may contact VSP Customer Care at **800.615.1883**.

VSP Members Language Assistance Program

VSP provides Cultural Competency training on the Training & Support section of VSPOnline. Several resources addressing topics of interpretation services, better communication, health literacy and census information is available in addition to the training modules.

VSP has implemented a Language Assistance Program (LAP) to provide linguistic services to enrollees who prefer to conduct their affairs in a language other than English including the availability of free interpreter services at the time of an appointment for patients who request them.

DOCUMENT TRANSLATION

VSP, as a California plan, regulated by the Department of Managed Care (DMHC), has identified Spanish and Chinese as our California Language Assistance Program threshold languages for translated /written documents.

Members who prefer their VSP member materials in a language other than English can receive free translation of VSP member documents, including alternative formats such as Braille, large format and audio. You may contact VSP Customer Care at **800.615.1883** for more information.

VSP also has a member website available in Spanish. You can direct members who prefer to read VSP's website in Spanish to **es.vsp.com** to view all member information, including finding a doctor.

INTERPRETATION

VSP provides telephone interpretation services to any VSP member who prefers to communicate with VSP about their benefits in a language other than English, including TTY/TDD for those who are hearing impaired. In addition to our threshold languages of Spanish and Chinese, VSP provides telephone interpretation for almost all other languages as well.

VSP members who want to discuss their benefits in another language or want to request a translated VSP document can call VSP at **800.877.7195** and indicate their language need. Members can also visit vsp.com to see a list of VSP practices where language(s) other than English are spoken.

You are required to keep your office(s) language capabilities current so members know where they can receive services in languages other than English. We encourage you to review practice information quarterly on VSPOnline at eyefinity.

Practices must keep in mind that family, friends, and minor children are considered untrained health interpreters. Using family, friends, and minor children poses a problem with patient privacy. In addition, family may impose their view of the patient and their health that can lead to less than the highest quality care desired. To request face-to-face interpretation services at no cost to you or your patient, contact VSP customer Care at **800.615.1883**.

Note: If a patient insists that the provider or staff communicate with bilingual family or friends, document in the member patient record that the VSP member refuses interpreter services and/or uses friend or family to interpret.

DOCUMENTATION

The following items should be documented in the patient's medical record and/or patient history form:

- Patient's preferred written and spoken language
- Refusal of interpreter (if applicable)

- Use of interpreter and who (family member, minor, friend, doctor, office staff, or trained professional interpreter)
- Patient requests to have interpretation services

It is suggested to also document the patient's race and ethnicity with an option for the patient not disclose this information.

COMPLAINTS AND GRIEVANCES

We make every attempt to resolve patient concerns quickly and to their satisfaction. Doctors are responsible for making sure their staff knows our complaint process and gives our complaint/grievance form to patients when they ask. You can find master copies of these forms on **VSPOnline** at eyefinity.com. The **VSP Member Complaint/Grievance Form** is available in [English](#), [Spanish](#), and [Chinese](#).

VSP MEMBERS PRIVACY AND CONFIDENTIALITY

Individuals experiencing actual or threatened violence frequently establish new addresses and phone numbers to protect their health and safety.

VSP Vision Service Plan will provide Privacy and Confidentiality for Victims of Violence and Endangered Individuals. Upon notification VSP will accommodate a reasonable request for a covered individual to receive communications of claims-related information from VSP by alternative means or at an alternative address.

Without the express consent of the requestor, VSP shall **not** disclose to the policyholder or another insured covered under the policy: (1) the address, phone number, or any other personally identifying information of the covered individual or any child residing with the covered individual; (2) the nature of the health care services provided to the covered individual; (3) the name, address, and phone number of the provider of the covered health care services; or (4) any other information from which there is a reasonable basis to believe the foregoing information could be obtained.

Inform the patient that they may request privacy and confidentiality by following these steps:

1. Download the [Confidential Communication Request here](#)
2. Print and complete the form
3. Mail it to:

VSP Legal Department
3333 Quality Drive, MS 16H
Rancho Cordova, CA, 95670

4. Fax to: 916.851.4851 or
5. Email: RegulatoryManagement3@vsp.com, or

6. Call VSP at **800.877.7195** if you require assistance in completing the form.

For more information on domestic violence services, refer patient to the National Domestic Violence Hotline at: **800.799.7233** or TTY **800.787.3224**.

CONTACT INFORMATION

Refer patients to VSP at **800.877.7195** or vsp.com if they ask about their Protected Health Information in regard to:

- Restrictions on the use or disclosure of Protected Health Information

- Amendments to Protected Health Information
- Revoking authorizations
- Explaining use or disclosure of Protected Health Information
- Copies of Protected Health Information

SERVICES SUBJECT TO REVIEW/AUDIT

All of Network Doctor's performance data, services and materials provided to VSP Patients, and claims submitted to VSP, are subject to review and audit. Upon request, and at their own expense, a Network Doctor must furnish patient records, in the time frame requested, to VSP of any or all Enrollees for whom claims have been submitted to VSP for payment. Network Doctor shall fully cooperate with any VSP review or audit activity, including, without limitation, in-office audits and inspections, business audits, special investigation audits, medical record reviews and all similar VSP investigative or quality assurance efforts. For quality and authentication purposes, Network Doctor understands and agrees that some audits may be unannounced. Network Doctor shall not refuse to permit an audit because an audit was not announced in advance, may be disruptive or for any other reason. Should Network Doctor refuse to permit an audit for any reason, Network Doctor may be subject to termination for failure to comply with the Network Doctor Agreement and/or restitution in an amount to be determined by VSP. Network Doctor agrees to cooperate with, abide by, and adhere to, all rulings of any VSP quality assurance or peer review committee. All records, data and information acquired by or prepared for any VSP quality assurance or peer review committee shall be held in confidence, except to the extent necessary to carry out the purposes of such review activities, and shall not be subject to subpoena or discovery, except as may be required by law or as otherwise required in the Agreement.

The confidentiality requirements set forth above, shall survive the expiration or termination of the Network Doctor Agreement. Network Doctor further agrees that upon request, Network Doctor will timely furnish case records to VSP of any or all Enrollees for whom claims have been submitted, and that VSP may use any information so obtained for statistical, actuarial, scientific, peer review or other reasonable purposes, including applicable state and federal law requirements, provided that no professional confidence shall be breached thereby. Network Doctor also agrees that utilization and claims information may be released to MCOs and peer review groups. The confidentiality of VSP Patient medical information shall not be compromised. Network Doctor shall reimburse VSP in a timely manner for its reasonable out-of-pocket expenses and costs incurred in audit(s)/inspection(s) resulting in restitution due to improper billing. These costs shall include the reasonable market value of the time spent by Special Investigative Unit or Provider Quality auditors for travel to and from the practice being audited, for recovery of necessary records, to conduct the audit, and the reasonable market value of the time spent to review and finalize the audit results.

FINANCIAL RECORDS

While VSP encourages the use of the Well Vision Savings Statement to show VSP's value to the patient, it does not constitute an acceptable financial record for audit purposes. In accordance with VSP policy, all financial records must be itemized.

CONTACT LENSES

Itemized financial records must be kept for all VSP patients and must include the following for visually necessary, covered and elective contact lenses:

- Patient name
- Date of service
- CL brand
- Type

- Quantity and date dispensed
- U&C cost for services (fitting and evaluation)
- U&C cost for materials
- Amount billed to insurance
- Amount paid by the patient
- Method of payment

Under the Visually Necessary Contact Lens plan benefit, the patient is only charged the appropriate copayment, but you must still keep itemized records as noted above.

When billing VSP for contact lenses, you must keep a list of U&C fees and costs for services and materials for reference. This must be shown to any VSP Representative upon request.

GLASSES

Itemized financial records must be kept for all VSP patients and must include the following for glasses:

- Patient name
- Date of service
- Lens type
- Lens options
- Frame make, model and retail cost
- Date dispensed
- Amount billed to insurance
- Amount paid by the patient
- Method of payment

Failure to keep and provide itemized records for any services or materials rendered may result in the denial of payment for billed services and materials.

QUALITY ASSURANCE PROGRAM

Program Overview

Our Quality Assurance (QA) program partners with you to deliver the highest quality eye care to VSP patients. The program also educates you and your staff about our QA policies and procedures. This program follows state and federal regulations and guidelines from accrediting organizations like the National Committee for Quality Assurance (NCQA).

Note: Our Quality Assurance department protects patient records, confidentiality, and all proprietary information. For more information, refer to [VSP's Privacy Procedures](#).

Quality Assurance Medical-Record Review

Medical record reviews involve an internal mail-in review or an on-site office review. QA requests only VSP patient records during these reviews. Electronic-record documentation is acceptable if findings are included. We use clinical peer reviewers trained in our policies and procedures to assess and grade reviews.

Patient medical records are submitted to VSP and reviewed by OD/MD auditors who verify the exam and treatment for each patient follows established criteria and is properly documented.

Review Levels

Medical record reviews have up to three levels and may occur at any time. Each level requires ten, randomly selected VSP patient records. The patient names are chosen from claims billed in your name. A patient record with a different doctor noted as the one who performed the exam will not be reviewed and may impact the result of your review.

A peer reviewer accesses each record based on VSP's exam and documentation standards and returns the results to the QA administrator who informs you of the review outcome. A QA contact name is provided and you may call at any time for clarification of the review results.

EDUCATIONAL REVIEW (ROUTINE REVIEW)

The first review you'll receive is a routine educational review. The review is assessed for a pass or non-pass and the results are communicated to you.

If you pass this educational review, no follow up review or financial assessment will occur.

A non-passing outcome will result in a First Formal review in approximately six months. This timeframe allows correction of the initial identified discrepancies.

FIRST FORMAL REVIEW

You will receive a First Formal review, requiring another ten VSP patient medical records, when you do not pass the prior educational review.

If you pass this First Formal, no follow up review or financial assessment will occur.

A non-passing outcome results in a financial assessment for each record with discrepancies at a maximum of \$100.00. A Second Formal follow up review will occur in approximately six months. This timeframe allows the doctor to correct identified discrepancies.

SECOND FORMAL REVIEW

You will receive a Second Formal review, requiring another ten VSP patient medical records, when you do not pass the prior First Formal review. This is the last review level to demonstrate you meet VSP's exam and documentation standards.

A \$500.00 fee is assessed and collected at the time of the Second Formal review.

If you pass this Second Formal, no other follow up review or additional financial assessment will occur.

Non-passing outcomes, at a minimum, lead to higher financial assessments for records with discrepancies based on the doctor's 12-month claim volume and may result in a recommendation for possible contract termination from our network.

QUALITY MANAGEMENT PROGRAM

Program Overview

VSP has a comprehensive Quality Management (QM) and Quality Improvement (QI) Program that presents a framework for ensuring quality eye care for members accessing VSP's doctors. The QM/QI Program Description defines the goals, scope, structure, function and other components for the QM/QI Program at VSP.

Scope

PURPOSE

VSP's QM/QI Program ensures quality vision and eye health care to members accessing VSP's doctors. The program is designed to objectively and systematically monitor and evaluate the quality and appropriateness of care and services. We strive to continuously pursue opportunities for improvement and problem resolution.

POLICY

It is the policy of the organization to ensure:

- Compliance with VSP approved policies and procedures for the QM/QI process
- Adherence to guidelines, standards and criteria set by government, accrediting agencies, and other regulatory agencies as appropriate
- The QM/QI Program accommodates the contractual requirements and benefit design of each client/health plan

GOALS

The goals of the QM/QI program include, but are not limited to, the following:

- To develop, implement and coordinate all activities that are designed to improve the processes by which care and services are delivered
- To provide tools, resources and training for staff involved in quality of care processes with clinician oversight and guidance
- To identify inappropriate practice patterns and opportunities to improve patient care
- To evaluate the effectiveness of implemented changes in order to continuously improve the quality of care and service provided by VSP and doctors to VSP customers (members, clients, and health plans)
- To ensure that there are documented mechanisms to evaluate the effects of the QM/QI Programs utilizing member and doctor satisfaction data

- To ensure that QM/QI policies and procedures are reviewed, revised and approved, as needed, by the QM Committee
- To utilize efficient and appropriate communication channels to deliver QM information to appropriate individuals
- To facilitate documentation, reporting and follow-up of Credentialing and QM/QI activities in order to facilitate excellence in vision care services and outcomes.

Quality Improvement Process

OVERVIEW

The QI process includes documented policies and procedures utilized in monitoring, reviewing and improving care and services provided to VSP members by VSP doctors. VSP may use applicable provider data for quality improvement activities.

POLICY

The QM/QI policy review occurs annually and is revised as needed. Procedural revisions and revisions with clinical impact are reviewed and approved by the QM Committee. VSP's clients and regulatory agencies receive material revisions to the policy or procedures, as required.

PATIENT SAFETY

Patient safety is reviewed and addressed. Interventions are identified and implemented. Patient safety activities include, but are not limited to:

- Potential Quality of Care Complaints/Grievances
- Credentialing/Recredentialing
- QA Doctor Reviews
- Clinical Practice Guidelines / algorithms
- Member Surveys

QI WORK PLAN

The QI Work Plan is approved by the Board of Directors annually. Quarterly updates to the work plan reflect progress on QM/QI activities and are evaluated annually. The QM Committee reviews the updates and evaluations before forwarding to the Board of Directors.

IMPROVEMENT ACTIVITIES

Development, implementation and review activities include, but are not limited to the following:

Potential Quality of Care Complaints and Grievances

- Doctor Trends
- Complaint type trends
- Credentialing/Recredentialing and Professional Review
- Doctor Improvement Action Plan

Member, Client and VSP Doctor Satisfaction

- QA Report/Evaluations
- QA Doctor Reviews

- Company Satisfaction Survey Results

Risk Management

- Clinical Practice Guidelines and Algorithms
- Assessment of New Technology

Benefit Utilization

- Identification of outlier practice patterns that may identify under or over utilization

EYE HEALTH MANAGEMENT PROGRAM®

The VSP Eye Health Management Program focuses on early detection of chronic conditions through an eye exam. It integrates your medical findings in a HIPAA-compliant manner with the healthcare system to provide holistic care to patients.

When you report patient conditions, VSP can demonstrate to clients, health plans, and disease management companies the full scope of services you provide, and reinforce the role of vision care as a key component of overall health care. VSP also helps health plans increase their HEDIS and Star quality ratings by reporting annual eye exams received by patients with diabetes. Additionally, VSP uses this information to direct patients with diabetes back to your office annually for their dilated eye exam.

Benefits to Your Practice

- Promotes and quantifies optometry's participation in medical care.
- Helps facilitate medical care for your patients.
- Brings patients into your office and helps keep them there.
- Helps your practice earn more money.

Reimbursement Opportunity

By reporting chronic health conditions to VSP, we'll reimburse you for the additional education and services you provide to patients.

For each patient identified, you can earn:

- \$5 for reporting diabetes and/or diabetic retinopathy.
- \$2 for reporting hypertension and/or high cholesterol.

Note: Payment won't exceed \$5 and isn't cumulative. If a \$5 condition and a \$2 condition are checked, then \$5 is paid. If two \$2 conditions are checked, \$2 is paid. The patient's medical record must indicate any condition reported on a claim.

Please refer to the following section for more information on the Eye Health Management Program.

- **Eligibility and Authorization**
[Submitting Claims/Timelines](#)

Patient condition reporting just got easier. Follow these simple steps.

- Before seeing the patient, print the Patient Record Report or place a sticky note on each patient file.
- During the exam, check the appropriate patient condition box(es) on the Patient Record Report or sticky note.
- Use the information from the Patient Record Report or sticky note to submit a WellVision Exam® claim.

Note: The Patient Record Report now includes an Eye Health Management® section, making it even easier to collect and report patient conditions.

Eye Health Management Program Data Requirement

Doctors are required to report patient conditions through eClaim, practice management software, or paper, and will be monitored as part of the Quality Assurance (QA) Program. Eye Health Management results will be provided in the QA Review Summary. Outcomes identifying the need for improvement will require the doctor's acknowledgement of the results and an improvement action plan.

Below are the guidelines for submitting claims with patient condition(s)

- **Diabetes.** Check this box or enter diagnosis codes for patients who either self-reported having diabetes or are taking medications specifically for diabetes.
- **Diabetic Retinopathy.** Check this box or enter diagnosis codes when your patient has diabetic retinopathy, regardless of whether the patient has been diagnosed with diabetes. If the patient has been diagnosed with diabetes, also check the diabetes box or enter diagnosis codes.
- **Hypertension.** Check this box or enter diagnosis codes for patients who either self-reported being diagnosed with hypertension or those who are taking medications specifically for hypertension.
- **High Cholesterol.** Check this box or enter diagnosis codes for patients who either self-reported being diagnosed with high cholesterol or those who are taking medications specifically for high cholesterol.
- **Glaucoma.** Enter diagnosis codes for patients who have been diagnosed with glaucoma at any time, including the current visit
- **ARMD.** (Age-related Macular Degeneration). Enter diagnosis codes for patients who have been diagnosed with ARMD at any time, including the current visit.

Check the patient's conditions (diabetes, diabetic retinopathy, hypertension, high cholesterol) using the check boxes on eClaim or enter diagnosis codes. Report glaucoma, age-related macular degeneration, and other conditions using diagnosis codes.

Diabetes	Diabetes Retinopathy
E10.10 - E10.9	E10.311 - E10.3599
E11.00 - E11.9	E11.311 - E11.3599
E13.00 - E13.9	E13.311 - E13.3599

	H21.1X1 - H21.1X9
Glaucoma	Age-related Macular Degeneration
H40.001 - H40.009	H35.30
H40.011 - H40.019	H35.3110 - H35.3114
H40.021 - H40.029	H35.3120 - H35.3124
H40.051 - H40.059	H35.3130 - H35.3134
H40.061 - H40.069	H35.3190 - H35.3194
H40.10X0 - H40.10X4	H35.3210 - H35.3214
H40.1110 - H40.1194	H35.3220 - H35.3224
H40.1210 - H40.1294	H35.3230 - H35.3234
H40.1310 - H40.1394	H35.3290 - H35.3294
H40.1410 - H40.1494	H35.33
H40.151 - H40.159	H35.341 - H35.349
H40.20X0 - H40.20X4	H35.351 - H35.359
H40.211 - H40.219	High Cholesterol
H40.2210 - H40.2294	E78.00
H40.231 - H40.239	E78.01
H40.241 - H40.249	E78.1
H40.30X0 - H40.33X4	E78.2
H40.40X0 - H40.43X4	E78.3
H40.50X0 - H40.53X4	E78.41
H40.60X0 - H40.63X4	E78.49
H40.811 - H40.839	E78.5
H40.89	Hypertension
H40.9	H35.031-H35.039
H42	I10
Q15.0	I97.3

Claims Submission

Reimbursement will apply to all VSP Signature Plan® and VSP Choice Plan® claims that include a WellVision Exam® (in network) and one or more reported patient condition.

Additional reimbursement applies to VSP Signature Plan® and VSP Choice Plan® claims only that are billed with one of the following exam codes: 92002, 92004, 92012, 92014, S0620, or S0621.

VSP Payment Guidelines for Coordination of Benefits (COB) Claims between a Medical Health Plan or Medicare and VSP Plans

The patient's chief complaint or presenting symptoms determines the primary diagnosis on the claim. If the primary diagnosis is a medical eye condition, you may bill the patient's medical insurance as primary and coordinate benefits with VSP as secondary. Some major medical plans cover annual eye exams for patients with conditions such as diabetes, regardless of whether they present with medical symptoms or just for their annual eye exam. However, if the medical plan is

going to be billed, it is extremely important to explain this to the patient in the exam room before the patient is escorted to the front desk for check out.

If the patient has no medical chief complaint and the medical plan does not cover routine/annual eye exams, bill VSP.

Note: Proper documentation of the patient's chief complaint, medical condition(s), related eye symptoms, and high-risk medications should all be recorded in the presenting reasons for the patient's visit.

For further details, refer to the Provider Reference Manual for VSP's [COB guidelines](#).

REIMBURSEMENT

VSP's Doctor Payment System

For the VSP Signature Plan® and VSP Choice Plan® we reimburse doctors according to a unique fee payment methodology. Our goals are to pay doctors as fairly as we can while, at the same time, provide an eyecare plan to clients at a competitive price.

We pay professional fees for the VSP Signature Plan® and VSP Choice Plan® exams (diagnostic services) and lens and frame dispensing services. Refer to the [VSP Signature Plan](#) in the **Plans and Coverages** section for more information.

Filing Doctors' Fees

Doctors' usual and customary (U&C) fees are first filed with VSP during the Credentialing process. VSP uses this information to determine each doctor's payable fees for providing services to VSP patients.

Assigned Fee Reports

Assigned Fee Reports (AFRs) reflect the doctor-submitted U&Cs and VSP-determined payable amounts for exams, basic lens, and frame services based on VSP Plan type. Access your Assigned Fee Report for your practice on **VSPOnline** at eyefinity.com by clicking the **View Fees** link under **Practice/Doctor Updates** in the **Administration** area.

SIGNATURE NETWORK

Your VSP Signature Plan reimbursement schedule is contained in your **Assigned Fee Report** on **VSPOnline**. Check here to see your reported U&Cs and VSP-determined payable amounts for exams, basic lens, and frame services.

CHOICE NETWORK

Your VSP Choice Plan reimbursement schedule is contained in your Assigned Fee Report on **VSPOnline**. Check here to see your reported U&Cs and VSP-determined payable amounts for exams, basic lens, and frame services.

OTHER NETWORKS

Our VSP Advantage and Medicaid Plans have fee schedules for each state. View fee schedules for plans you participate with by accessing the appropriate **Manual** on **VSPOnline**.

Maximum Allowances

Our Board of Directors establishes maximum amounts that can be reimbursed for exams and for lens and frame services in each geographic region. The board reviews these confidential amounts when applicable.

Progressive Lenses (Signature, Choice and Advantage)

You will receive your bifocal dispensing fee PLUS a service fee for progressive lenses. If covered, both the bifocal dispensing and applicable service fee are paid by VSP. For all other progressives, see **Lens Enhancements Charges Report** for information on patient charges.

Payments

We deposit payment to your bank account via Electronic Funds Transfer (EFT) following your state's established pay schedule and include payment for claims turned in and received during

specified pay periods. An Explanation of Payments (EOP) itemizing the claims paid with checks and post statements is available to view on **VSPOnline**.

Important! All VSP payments will be made by EFT, also known as direct deposit. Network doctors must be enrolled in order to receive payment. Doctors can enroll their practice online or by contacting Customer Service at 800.615.1883.

Cutoff Dates

Our payment schedule includes cutoff dates; claims need to be processed by these dates for them to be paid on your next check. Cutoffs usually fall five to 10 days before the last day of the payment period. We can't guarantee internal processing time, but claims turned in at least five working days before the cutoff usually are paid on the upcoming check.

REIMBURSEMENT - CALIFORNIA

VSP's Doctor Payment System

For the VSP Signature Plan® and VSP Choice Plan® we reimburse doctors according to a unique fee payment methodology. Our goals are to pay doctors as fairly as we can while, at the same time, provide an eyecare plan to clients at a competitive price.

We pay professional fees for the VSP Signature Plan® and VSP Choice Plan® exams (diagnostic services) and lens and frame dispensing services. Refer to the [VSP Signature Plan](#) in the **Plans and Coverages** section for more information.

Filing Doctors' Fees

Doctors' usual and customary (U&C) fees are first filed with VSP during the Credentialing process. VSP uses this information to determine each doctor's payable fees for providing services to VSP patients.

Assigned Fee Reports

Assigned Fee Reports (AFRs) reflect the doctor-submitted U&Cs and VSP-determined payable amounts for exams, basic lens, and frame services based on VSP Plan type. Access your Assigned Fee Report for your practice on **VSPOnline** at eyefinity.com by clicking the **View Fees** link under **Practice/Doctor Updates** in the **Administration** area.

SIGNATURE NETWORK

Your VSP Signature Plan reimbursement schedule is contained in your **Assigned Fee Report** on **VSPOnline**. Check here to see your reported U&Cs and VSP-determined payable amounts for exams, basic lens, and frame services.

CHOICE NETWORK

Your VSP Choice Plan reimbursement schedule is contained in your Assigned Fee Report on **VSPOnline**. Check here to see your reported U&Cs and VSP-determined payable amounts for exams, basic lens, and frame services.

OTHER NETWORKS

Our VSP Advantage and Medicaid Plans have fee schedules for each state. View fee schedules for plans you participate with by accessing the appropriate **Manual** on **VSPOnline**.

Maximum Allowances

Our Board of Directors establishes maximum amounts that can be reimbursed for exams and for lens and frame services in each geographic region. The board reviews these confidential amounts when applicable.

Progressive Lenses (Signature, Choice and Advantage)

You will receive your bifocal dispensing fee PLUS a service fee for progressive lenses. If covered, both the bifocal dispensing and applicable service fee are paid by VSP. For all other progressives, see **Lens Enhancements Charges Report** for information on patient charges.

Payments

We deposit payment to your bank account via Electronic Funds Transfer (EFT) following your state's established pay schedule and include payment for claims turned in and received during specified pay periods. An Explanation of Payments (EOP) itemizing the claims paid with checks and post statements is available to view on **VSPOnline**.

Important! All VSP payments will be made by EFT, also known as direct deposit. Network doctors must be enrolled in order to receive payment. Doctors can enroll their practice online or by contacting Customer Service at **800.615.1883**.

Cutoff Dates

Our payment schedule includes cutoff dates; claims need to be processed by these dates for them to be paid on your next check. Cutoffs usually fall five to 10 days before the last day of the payment period. We can't guarantee internal processing time, but claims turned in at least five working days before the cutoff usually are paid on the upcoming check.

Telehealth

VSP will reimburse covered services provided via telehealth on the same basis and to the same extent as covered services delivered in-person.

USE OF THE VSP® NAME AND LOGO

According to either the Network Doctor Agreement on file with VSP, or the Limited License Agreement entered into between you and VSP, VSP granted you a nonexclusive, nontransferable, limited and revocable license to use the mark “VSP” and the registered VSP logo(s) in accordance with the guidelines set forth in this PRM, and in connection with, the your activities in providing eyecare services and materials (“Limited License”). This Limited License is only valid upon VSP’s receipt of a Network Doctor Agreement signed by you and upon VSP’s final credentialing approval of you.

How to Use The VSP Name and Logo

You can use the registered service mark “VSP®” and our registered logo (the “VSP Marks”) as long as you have a valid Network Doctor Agreement and/or Limited License Agreement with VSP.

The Limited License granted to you permits you to use the VSP Marks for advertising inside your office or on your website. Use on social media or external advertising in any form requires VSP’s consent. You may not use the VSP Marks on any permanent exterior signage.

Which Logo Should I Use?

Download one from **VSPOnline** at eyefinity.com.

How to Use the VSP Name

Always include the ® symbol on the first reference to VSP in text, showing that it’s a registered service mark. For example:

- VSP® members welcome
- VSP® network provider
- VSP® Vision Care

Use of VSP’s Name and Logo

Follow these guidelines to ensure you stay in compliance with other VSP specifications, policies, and applicable approvals.

SMALLER ADS AND PROMOTIONS

These types of ads and promotions do not require VSP review and pre-approval before they run:

- Business cards or letterhead (only if promoting “VSP® members welcome”)
- Value or promotional pack discount mailings
- In-office supplies (e.g., posters, brochures)
- Print and online ads (e.g., Yellow Pages, newspaper, practice website)
- Marketing and promotional materials (e.g., reminders and referral mailings, newsletters)

LARGER, MASS MEDIA ADS, AND PROMOTIONS

Larger signs, ads or promotions require VSP approval before installation or being made visible to the public. Complete an Ad Approval Request form and submit it to VSP with the plans and specifications of your sign or ad.

Note: Check state regulatory and professional associations for more information on laws and regulations which govern optometric or other medical professional advertising. All exterior signage must comply with any local laws and regulations, as well as rules and regulations of any commercial center where you are located.

Things to Remember:

Only use the full-color, all-white, or all-black logo provided.

- On color paper, use only the all-white or all-black logo. For Yellow Pages and newspaper advertisements, use the all-black logo only.
- Don't duplicate the logo stock typefaces or modify the logo in any way.
- The logo and all text within the logo, including the "Vision care for life" tagline, must be legible.
- When using the VSP logo on your website, you can link it to **vsp.com**.
- When using the logo in your print or online materials, you can proportionately resize it, but it can't be any smaller than one-half inch in height.
- The space around the logo should be free from other graphics or messages.
- The minimum clear space around the logo must be equal to the height of the "p" in VSP.
- Always consult your designer/printer to ensure correct formatting.

The Following Actions are Restricted

- Don't include the VSP logo on any sign that includes anything other than the doctor's name and or name of the optometry practice.
- Don't use the VSP logo with slogans, messages, pricing, or written statements or promises.
- Don't use the VSP name or logo in advertisements that contain any statement of price or offer of discounts (e.g., \$25% off, "free sunglasses with any purchase," or "two pairs of glasses for the price of one.")
- Don't send mail to employees of a VSP client.
- Don't use the term "Vision Service plan" (rather, use VSP or VSP Vision Care when referring to your network participation).
- Don't use the VSP name and/or logo more than twice in a single media (e.g., the same advertisement, newsletter article, mailing, etc.)
- Don't refer to clients contracted with VSP (e.g., "Employees of ABC Inc. are accepted here.")

A Few Words from Our Legal Department

The marks "VSP," "Vision Service Plan," "Vision care for life", and "VSP Vision Care" are registered or common law marks owned by VSP. Unauthorized use of these marks may violate your Agreement with VSP.

Violation of your signed Agreement could result in monetary penalties, the revocation of your license agreement and/or VSP terminating its contract with you.

If your contract with VSP is terminated, you must immediately remove all references to your VSP network participation.

For questions or more information, please call **800.615.1883** or email: providernetworkdevelopment@vsp.com.

VSP'S PRIVACY COMMITMENT

Our Privacy Commitment

All VSP employees, upon employment, get privacy and security training and agree to abide by our “Confidentiality of Information” policy. Our policy explains the importance of protecting the confidentiality of medical records, personal information, insurance claims and other materials. Violating this policy can lead to disciplinary action up to and including termination.

Medical Directors, Optometry Directors, Clinical Consultants, and Clinical Committee Members also get Privacy and Security training. They must sign a Conflict of Interest and Confidentiality Statement.

Any patient specific or Protected Health Information is confidential. This information is shared only with people who have a need to know and authority to get such information, as explained above.

We'll only use and disclose patient Protected Health Information when needed to coordinate vision care treatment, to disclose information to the patient's employer/plan sponsor to the extent permitted by law, for payment and healthcare operations, or as required or permitted by law.

Our legal department reviews any court order or subpoena for disclosure of confidential information to determine the order's legitimacy, the reason for disclosure, and limitations on information disclosed.

All patient information is stored for the amount of time required by law and company policy in locked files accessible only for the above reasons.

System stored patient information is protected by system security measures block unauthorized access. We've also implemented security policies and procedures required by HIPAA. We currently employ industry-standard, system-security measures to protect electronically stored and transmitted information.

Our network doctors' offices must maintain confidentiality and guard patients' Protected Health Information against loss, defacement, tampering, or use by unauthorized people. The contracted doctor's office must maintain a policy of confidentiality for patient medical record information.

If we uncover a confidentiality violation by a network doctor, either through an onsite visit or a complaint/grievance, our Quality Assurance Committee and our staff determine steps needed to restore confidentiality. We consult our Human Resources department if one of our employees was involved in violating confidentiality.

Our Notice of Privacy Practices will be provided to any member, client, or network doctor on request.

Confidentiality and Security on vsp.com

We respect the privacy of our website users. We don't collect personal information from anyone who simply visits our website.

Patients who enter personal information should know all communication between their computers and our Web servers is encrypted using secured server technology (SSL). Our secure server software is the industry standard and among the best software available today for secure transactions.

VSP'S FRAUD, WASTE AND ABUSE POLICY

VSP considers insurance fraud and abuse as professionally unacceptable and criminal behavior and takes every precaution to ensure such activities are detected, eliminated, and referred to appropriate governmental authorities. VSP will vigorously pursue all fraudulent and abusive activities and supports all efforts to combat such practices by enforcing the following measures concerning, but not limited to, the health care provider, contract laboratories, VSP employees, clients, agents, and patients.

Program Components

The components of our Fraud, Waste and Abuse Business Plan are:

- The Fraud, Waste and Abuse Policy
- Education
- Prevention and Internal Controls
- Detection
- Investigation
- Sanctions and Disciplinary Action
- Full Cooperation with Law Enforcement and Regulatory Authorities
- Reporting
- Applicable Regulations and Laws

Education

VSP recognizes that the best defense against becoming a victim of fraudulent or abusive behavior is an educated work force capable of preventing, detecting and eliminating such activities. VSP is dedicated to providing appropriate education and training in this area. Company-wide training of all employees will cover the following topics:

- VSP's Fraud and Abuse Policy
- The true costs of insurance fraud and how it directly affects them
- Definition of what constitutes fraud and abuse, including money laundering
- Indicators of fraudulent and abusive activities
- Reporting of suspected fraud and abuse
- Roles and responsibilities of the Special Investigative Unit (SIU)
- Responsibilities of each employee in reporting suspected or known fraudulent or abusive activities

Education and training for providers, contract laboratories, clients, agents, and patients concerning fraud and abuse will consist of:

- Definition of what constitutes fraud and abuse
- Indicators of fraudulent and abusive activities
- Repercussions of fraud and abuse
- Reporting of suspected fraud and abuse

Prevention and Internal Controls

VSP will maintain a comprehensive system of internal controls designed to prevent and detect occurrences of fraud and abuse. The system of internal controls will consist of:

- An organizational structure which segregates functions of claims processing, claims recording, and claims payment as well as maintenance of patient and provider membership tables and provider and laboratory fee tables
- Procedures incorporated into the manual work flow to maximize the probability that questionable claims will be identified and investigated
- System checks that identify all claims which meet pre-set indicators and criteria that are known to be outside the norm of our industry standards and services
- Provider peer review processes and procedures
- Internal claim audits of a statistically valid sampling
- A system of supervisor accountability for the review and approval of their unit's actions

Detection

Well-trained personnel are able to routinely spot indicators of fraud and abuse. VSP's SIU will coordinate all information received and lead any investigations regarding the detection and reporting of fraudulent and abusive activities.

Detection of fraud or abuse can come from the following areas:

CLAIMS PROCESSORS

- All claims processors will be familiar with the indicators of fraud and abuse
- Suspicious claims will be reviewed to determine if any misrepresentation has occurred
- Pertinent information will be documented
- Any fraudulent or abusive claim submissions will be forwarded to the SIU for appropriate action

CLAIMS AUDITORS

- The claims auditors will continuously review reimbursement claims received during the normal course of daily audits with the purpose of identifying fraud and abuse
- The claims auditors will be made available to perform special reviews of any situation where fraud or abuse is suspected

CUSTOMER CARE REPRESENTATIVES

- All customer care representatives will be familiar with the indicators of fraud and abuse
- Calls concerning provider fraud and abuse will be documented and the information forwarded to the SIU.
- All non-provider calls concerning fraud and abuse will be documented and the information forwarded to the SIU.

QUALITY MANAGEMENT SPECIALISTS

- All quality management specialists will be familiar with the indicators of fraud and abuse.
- Any potential fraud or abuse issues that are identified during a quality assurance review will be forwarded directly to the SIU.

SIU

- The SIU will routinely run reports against our claims systems to identify activities that are uncharacteristic of our industry.
- Abnormal utilization patterns will be researched and appropriate action taken.

HOTLINE

- An Anti-Fraud Hotline has been made available for all parties (providers, contract laboratories, employees, clients, agents, and patients) to report any suspected fraud or abuse.
- The toll-free number is **800.877.7236**.

Investigation

All cases of suspected fraudulent or abusive activities employed/practiced by providers, contract laboratories, VSP employees, agents, clients, or patients will be fully investigated with the involvement of the SIU and VSP Legal Counsel as needed. The following items will be considered to be a part of the investigation:

- Information gathering
- Claim validity
- Scope of the investigation
- Ability to prosecute
- Ability to recover monies owed
- On-site investigations conducted by VSP personnel
- Use of outside investigators and experts

Sanctions and Disciplinary Action

Fraudulent and/or abusive billing practices could result, without limitation, in the following sanctions and/or disciplinary actions:

- Providers—suspension or removal from the VSP doctor network, assessment and collection of restitution, assessment and collection of reasonable audit costs and expenses, referral to the appropriate state's governing Board of Optometry, Board of Ophthalmology, or Medical Boards, referral to the appropriate state's law enforcement or other government agency(ies) and reporting to the National Practitioner Data Bank and/or other appropriate data reporting agency
- Contract Laboratories—suspension or removal from the approved listing of VSP laboratories and restitution collected
- VSP employees—termination and restitution collected
- Agents—suspension or removal as VSP agent, restitution collected, and referral to the appropriate state's governing Insurance Department

Upon the expiration or termination of the VSP Network Doctor Agreement, a doctor will no longer be or be considered a VSP Network Doctor. From the date of expiration or termination onward, unless the parties otherwise agree in a separate writing, the doctor, in any capacity, unless prohibited or limited by law, will: (a) no longer directly or indirectly submit any VSP patient claims for reimbursement to VSP for any purpose, (b) directly or indirectly advertise or indicate in any manner or in any way that he/she is a VSP Network Doctor, affiliated with or authorized by VSP

and/or a VSP out of network provider, or any variation thereof, (c) act as, or hold himself/herself out to the public to be, a VSP Network Doctor and/or a VSP out of network provider, or any variation thereof and/or (d) submit any VSP patient claims for reimbursement to VSP as an out of network provider. The doctor will promptly advise all VSP patients that as of the date of expiration or termination, he/she no longer is a participant on the VSP doctor network. The doctor shall not issue/make any disparaging, slanderous and/or libelous remarks regarding/concerning VSP and its business to any VSP client, VSP patient and/or any third party for any reason whatsoever.

Full Cooperation with Law Enforcement and Regulatory Authorities

In cases where sufficient evidence is gathered to indicate that fraudulent activity has in fact occurred, VSP's Corporate Legal Counsel will coordinate actions with law enforcement agencies as well as be prepared to initiate civil litigation in furtherance of all anti-fraud objectives. VSP will cooperate fully with all law enforcement agencies in the subsequent prosecution of fraudulent activities.

Reporting

The SIU will collect data and maintain documentation of investigations to provide support for Company actions. Cases under review or turned over to law enforcement for prosecution will be documented and reported to the Corporate Compliance Officer quarterly. The Corporate Compliance Officer will report the quarterly results to the Finance Committee of the Board. To meet standards of compliance, the SIU will report to states and requesting clients as required. The Company will also evaluate the effectiveness of its anti-fraud and abuse efforts on an annual basis.

Applicable Regulations and Laws

VSP helps administer many Federal and State healthcare programs such as Medicare and Medicaid that apply the following laws and regulations:

ANTI-KICKBACK STATUTE

Prohibits anyone from knowingly and willfully soliciting or receiving anything of value in return for referring healthcare goods or services for which payment may be made in whole or in part under a federal health care program. The penalties are severe. If a person or entity is found guilty of violating the statute, a fine of up to \$25,000 or imprisonment of up to five years may be imposed.

Certain provider activities are “safe harbors” that are outlined in the law.

In addition to the Federal Anti-Kickback Statute, many states have adopted state anti-kickback statutes. Many of these statutes have the same elements and penalties as the Federal Anti-Kickback Statute.

FEDERAL PHYSICIAN SELF-REFERRAL

Prohibits a physician (or immediate family member) who has a financial relationship with an entity from making a referral to that entity for furnishing a designated health service (DHS) for which Medicare or Medicaid would otherwise pay. Congress provided for a number of exceptions to this prohibition and gave CMS the authority to create additional exceptions.

FEDERAL FALSE CLAIM ACT

Federal False Claim Act prohibits any individual or business from submitting, or causing someone else to submit, to the government a false or fraudulent claim payment. These false claims acts apply to all types of goods, services and government contracting, and have been particularly effective in combating healthcare fraud. The fines for filing a false claim includes up to three times the government damage plus \$5,500 to \$11,000 per false claim.

In addition to the Federal False Claim Act, many states have adopted state false claim statutes. Many of these statutes have the same elements and penalties as the Federal False Claim Act.

VSP ELECTRONIC FUNDS TRANSFER AND EXPLANATION OF PAYMENT POLICIES

EFT Requirement

All VSP network doctors must be enrolled in Electronic Funds Transfer (EFT), also known as direct deposit. Doctors can enroll their practice online or call **800.615.1883**.

Electronic EOP Requirement

Printed Explanation of Payment (EOP) documents will not be mailed. EOPs are accessible through **eyefinity.com**. Call **800.615.1883** for assistance accessing your online EOP.

VSP SAVINGS STATEMENT

It is recommended that VSP doctors use the VSP Savings Statement with VSP patients. Studies show patients are more satisfied when they get a statement during an office visit.

Note: You may use your own version of a savings statement (i.e., OfficeMate's patient fee slip); provided it contains similar information to the VSP Savings Statement reinforcing the value the patient receives from their coverage.

An automated version of the VSP Savings Statement is available when doctors submit a patient's claim through the Eyefinity® eClaim system. The statement is automatically completed based on a patient's claim information entered into eClaim and is available through the Report Window on **eyefinity.com**.

To help offices use the automated VSP Savings Statement, we've also implemented several new requirements:

- A patient signature is no longer required on the statement.
- If you dispense contact lenses or glasses, the automated statement can be provided when a patient picks up materials.
- Doctors don't need to keep a copy of patients' completed statements.

If patients don't order materials, please give them VSP Savings Statements during the office visit.

Doctors can get blank copies of the statement in the "Tools and Forms" section or under "Working with VSP" on **VSPOnline** at **eyefinity.com**. Doctors may give a paper copy to patients if they choose.

You can show you gave a savings statement by choosing the right check box when submitting claims through Eyefinity's eClaim system.

At this time, patients in the following plans and programs shouldn't get savings statements:

- Medicaid and SCHIPS
- VSP Primary EyeCare PlanSM
- VSP Diabetic Eyecare ProgramSM
- VSP Diabetic Eyecare Plus ProgramSM
- VSP Laser VisionCareSM
- Vision Therapy
- Repair

B l a n k

VSP SIGNATURE PLAN

LENS ENHANCEMENTS CHART

EFFECTIVE MARCH 1, 2021
REVISED MARCH 1, 2021

Use this chart to determine what to charge patients and reconcile your VSP® Vision Care Explanation of Payment.

Copay

All lens enhancements are covered after a copay. Charge patients the listed copay or your usual and customary fee (U&C), whichever is lower.

Charge Back

This is the amount charged to you for lab fees. You won't be charged for covered lens enhancements.

Service Fee

You'll receive the listed service fee. VSP will reimburse this fee for covered lens enhancements. For other enhancements, this will be included in the copay you collect from the patient.



Use the following chart for what to charge your patients.

VSP SIGNATURE PLAN®

Charge patients the listed patient copay or your U&C fee, whichever is lower.

ASPHERICAL AND SPHERICAL LENS STYLES		SINGLE VISION			MULTIFOCAL		
Code	Lens Enhancement Description	Charge Back	Service Fee	Patient Copay	Charge Back	Service Fee	Patient Copay
AA	Aspheric Plastic 1.50	\$10	\$13	\$23	\$14	\$14	\$28
AB	High-index Plastic 1.53-1.60/Trivex	\$29	\$22	\$51	\$33	\$22	\$55
AH	High-index Plastic 1.66/1.67	\$48	\$28	\$76	\$58	\$32	\$90
AJ	High-index Plastic 1.70 & Above	\$68	\$34	\$102	--	--	--
AD	Polycarbonate	\$10	\$13	\$23	\$14	\$14	\$28
AE	(Lab Use Only)	--	--	--	--	--	--
AF	High-index Glass 1.60-1.80 (Clear)	\$35	\$20	\$55	\$85	\$42	\$127

DIGITAL ASPHERIC LENS STYLES		SINGLE VISION			MULTIFOCAL		
Code	Lens Enhancement Description	Charge Back	Service Fee	Patient Copay	Charge Back	Service Fee	Patient Copay
BA	Digital Aspheric Lenses - Plastic	\$26	\$14	\$40	\$31	\$14	\$45
BA + BB	Digital Aspheric Lenses - High-index Plastic 1.53-1.60/Trivex	\$16	\$11	\$40 + \$27	\$16	\$11	\$45 + \$27
BA + BH	Digital Aspheric Lenses - High-index Plastic 1.66/1.67	\$37	\$19	\$40 + \$56	\$40	\$25	\$45 + \$65
BA + BJ	Digital Aspheric Lenses - High-index Plastic 1.70 & Above	\$57	\$25	\$40 + \$82	--	--	--
BA + BD	Digital Aspheric Lenses - Polycarbonate	\$10	\$0	\$40 + \$10	\$10	\$0	\$45 + \$10

OCCUPATIONAL LENS STYLES		SINGLE VISION			MULTIFOCAL		
Code	Lens Enhancement Description	Charge Back	Service Fee	Patient Copay	Charge Back	Service Fee	Patient Copay
CA	(Lab Use Only)	--	--	--	--	--	--
CE	(Lab Use Only)	--	--	--	--	--	--

POLARIZED LENS STYLES		SINGLE VISION			MULTIFOCAL		
Code	Lens Enhancement Description	Charge Back	Service Fee	Patient Copay	Charge Back	Service Fee	Patient Copay
DA	Polarized Lenses - Plastic A	\$36	\$17	\$53	\$48	\$23	\$71
DA + DB	Polarized Lenses - High-index Plastic 1.53-1.60/Trivex	\$47	\$23	\$53 + \$70	\$59	\$29	\$71 + \$88
DA + DH	Polarized Lenses - High-index Plastic 1.66/1.67	\$55	\$27	\$53 + \$82	\$67	\$33	\$71 + \$100
DA + DD	Polarized Lenses - Polycarbonate	\$13	\$14	\$53 + \$27	\$13	\$14	\$71 + \$27
DE	Polarized/Laminated Lenses - Glass	\$49	\$23	\$72	\$63	\$30	\$93

BIFOCAL LENS STYLES (MARK BIFOCAL BOX.)		SINGLE VISION			MULTIFOCAL		
Code	Lens Enhancement Description	Charge Back	Service Fee	Patient Copay	Charge Back	Service Fee	Patient Copay
IA	Near Variable Focus - Plastic	--	--	--	\$26	\$20	\$46
IA + IB	Near Variable Focus - High-index Plastic 1.53-1.60	--	--	--	\$11	\$10	\$46 + \$21
IA + II	Near Variable Focus - High-index Plastic 1.66/1.67	--	--	--	\$27	\$18	\$46 + \$45
IA + ID	Near Variable Focus - Polycarbonate	--	--	--	\$7	\$10	\$46 + \$17
GA	Blended Bifocal - Plastic	--	--	--	\$14	\$13	\$27

PLASTIC DYES		SINGLE VISION			MULTIFOCAL		
Code	Lens Enhancement Description	Charge Back	Service Fee	Patient Copay	Charge Back	Service Fee	Patient Copay
MM	(Lab Use Only)	--	--	--	--	--	--
MN	Plastic Dyes - Solid Color (Except Pink I & II)	\$5	\$8	\$13	\$5	\$8	\$13
MP	Plastic Dyes - Gradient	\$7	\$8	\$15	\$7	\$8	\$15

+This lens enhancement code is always in conjunction with a base lens enhancement code [shaded], e.g., IB is charged with IA.
Please note: If the patient is covered for plastic dyes, glass tints, or photochromics, there is no Service Fee for those lens enhancements.
Additionally, for children or handicapped patients, there is no Service Fee for covered polycarbonate lenses when dispensed.

VSP SIGNATURE PLAN

Charge patients the listed patient copay or your U&C fee, whichever is lower.

GLASS TINTS AND COLOR COATINGS		SINGLE VISION			MULTIFOCAL		
Code	Lens Enhancement Description	Charge Back	Service Fee	Patient Copay	Charge Back	Service Fee	Patient Copay
MQ	(Lab Use Only)	--	--	--	--	--	--
MR	Glass Tints Solid (Except Pink I & II & Yellow)	\$16	\$14	\$30	\$24	\$17	\$41
MS	Glass Color Coatings - Solid	\$22	\$16	\$38	\$22	\$16	\$38
MT	Glass Color Coatings - Gradient	\$25	\$17	\$42	\$25	\$17	\$42

PHOTOCHROMICS		SINGLE VISION			MULTIFOCAL		
Code	Lens Enhancement Description	Charge Back	Service Fee	Patient Copay	Charge Back	Service Fee	Patient Copay
PM	Photochromics - Glass	\$15	\$14	\$29	\$23	\$14	\$37
PR	Photochromics - Plastic	\$47	\$23	\$70	\$47	\$23	\$70

OTHER COATINGS		SINGLE VISION			MULTIFOCAL		
Code	Lens Enhancement Description	Charge Back	Service Fee	Patient Copay	Charge Back	Service Fee	Patient Copay
QM	Anti-reflective Coating A	\$21	\$16	\$37	\$21	\$16	\$37
QN	Anti-reflective Coating B	\$34	\$17	\$51	\$34	\$17	\$51
QT	Anti-reflective Coating C	\$41	\$20	\$61	\$41	\$20	\$61
QV	Anti-reflective Coating D	\$52	\$23	\$75	\$52	\$23	\$75
QP	Mirror - Solid & Single Gradient (Includes Base Color)	\$26	\$18	\$44	\$26	\$18	\$44
QR	Ski Type (Includes Base Tint and Backside Color)	\$30	\$20	\$50	\$30	\$20	\$50
QQ	Scratch-resistant Coating A - Factory Applied	\$7	\$8	\$15	\$7	\$8	\$15
QS	Scratch-resistant Coating B - Other Approved Coatings	\$15	\$14	\$29	\$15	\$14	\$29

OVERSIZE		SINGLE VISION			MULTIFOCAL		
Code	Lens Enhancement Description	Charge Back	Service Fee	Patient Copay	Charge Back	Service Fee	Patient Copay
RM	Frames Stamped 61mm Eye Size or Greater - Plastic	\$5	\$5	\$10	\$6	\$6	\$12
RN	Frames Stamped 61mm Eye Size or Greater - Glass	\$7	\$5	\$12	\$10	\$6	\$16

MISCELLANEOUS		SINGLE VISION			MULTIFOCAL		
Code	Lens Enhancement Description	Charge Back	Service Fee	Patient Copay	Charge Back	Service Fee	Patient Copay
SP	High Luster Edge Polish	\$6	\$8	\$14	\$6	\$8	\$14
SQ	Edge Coating	\$17	\$15	\$32	\$17	\$15	\$32
SR	Faceted Lenses (Includes Polishing)	\$41	\$20	\$61	\$41	\$20	\$61
SV	UV Protection	\$6	\$8	\$14	\$6	\$8	\$14
BV	UV Protection - Backside	\$7	\$3	\$10	\$7	\$3	\$10
TA	Technical Add-on	\$8	\$2	\$10	--	--	--
SH	(Lab Use Only)	--	--	--	--	--	--
ST	(Lab Use Only)	--	--	--	--	--	--
SW	Rimless Drill	\$25	\$5	\$30	\$25	\$5	\$30

DOCTOR SUPPLIED ¹		SINGLE VISION			MULTIFOCAL		
Code	Lens Enhancement Description	Charge Back	Service Fee	Patient Copay	Charge Back	Service Fee	Patient Copay
IM	Plastic Dyes - Solid Color (Pink I & II)	\$5	--	--	\$5	--	--
IN	Plastic Dyes - Solid Color (Except Pink I & II)	\$5	\$8	\$13	\$5	\$8	\$13
IP	Plastic Dyes - Gradient	\$7	\$8	\$15	\$7	\$8	\$15
IV	UV Protection	\$6	\$8	\$14	\$6	\$8	\$14

Please note: If the patient is covered for plastic dyes, glass tints, or photochromics, there is no service fee for those lens enhancements.

1. In-office Lab: For the patient lens enhancements your office can fulfill in-house, you'll be reimbursed this listed fee for covered lens enhancements. For all other lens enhancements, this will be included in the patient copay you collect from the patient.

VSP SIGNATURE PLAN

Charge patients the listed patient copay or your U&C fee, whichever is lower.

PROGRESSIVE				
Code	Lens Enhancement Description	Charge Back	Service Fee ²	Patient Copay
CM	Custom Measurements (on Eligible Progressive N or O) Lenses	\$2	\$8	\$10
NA	Progressive N - Plastic	\$95	\$65	\$160
NA + NB	Progressive N - High-index Plastic 1.53-1.60/Trivex	\$25	\$17	\$160 + \$42
NA + NH	Progressive N - High-index Plastic 1.66/1.67	\$48	\$24	\$160 + \$72
NA + NJ	Progressive N - High-index Plastic 1.70 & Above	\$77	\$38	\$160 + \$115
NA + ND	Progressive N - Polycarbonate	\$15	\$15	\$160 + \$30
NA + NP	Progressive N - Polarized	\$51	\$25	\$160 + \$76
OA	Progressive O - Plastic	\$75	\$45	\$120
OA + OB	Progressive O - High-index Plastic 1.53-1.60/Trivex	\$25	\$17	\$120 + \$42
OA + OH	Progressive O - High-index Plastic 1.66/1.67	\$48	\$24	\$120 + \$72
OA + OJ	Progressive O - High-index Plastic 1.70 & Above	\$77	\$38	\$120 + \$115
OA + OD	Progressive O - Polycarbonate	\$15	\$15	\$120 + \$30
OA + OP	Progressive O - Polarized	\$51	\$25	\$120 + \$76
FA	Progressive F - Plastic	\$54	\$36	\$90
FA + FB	Progressive F - High-index Plastic 1.53-1.60/Trivex	\$25	\$17	\$90 + \$42
FA + FH	Progressive F - High-index Plastic 1.66/1.67	\$48	\$24	\$90 + \$72
FA + FJ	Progressive F - High-index Plastic 1.70 & Above	\$77	\$38	\$90 + \$115
FA + FD	Progressive F - Polycarbonate	\$15	\$15	\$90 + \$30
FA + FP	Progressive F - Polarized	\$51	\$25	\$90 + \$76
FE	Progressive F - Glass/High-index Glass (Clear)	\$59	\$36	\$95
JA	Progressive J - Plastic	\$46	\$34	\$80
JA + JB	Progressive J - High-index Plastic 1.53-1.60/Trivex	\$25	\$17	\$80 + \$42
JA + JH	Progressive J - High-index Plastic 1.66/1.67	\$48	\$24	\$80 + \$72
JA + JJ	Progressive J - High-index Plastic 1.70 & Above	\$77	\$38	\$80 + \$115
JA + JD	Progressive J - Polycarbonate	\$15	\$15	\$80 + \$30
JA + JP	Progressive J - Polarized	\$51	\$25	\$80 + \$76
JE	Progressive J - Glass/High-index Glass (Clear)	\$56	\$34	\$90
KA	Progressive K - Plastic	\$30	\$20	\$50
KA + KB	Progressive K - High-index Plastic 1.53-1.60/Trivex	\$25	\$17	\$50 + \$42
KA + KH	Progressive K - High-index Plastic 1.66/1.67	\$48	\$24	\$50 + \$72
KA + KJ	Progressive K - High-index Plastic 1.70 & Above	\$77	\$38	\$50 + \$115
KA + KD	Progressive K - Polycarbonate	\$15	\$15	\$50 + \$30
KA + KP	Progressive K - Polarized	\$51	\$25	\$50 + \$76
KE	Progressive K - Glass/High-index Glass (Clear)	\$50	\$20	\$70

¹This lens enhancement code is always charged in conjunction with its base lens enhancement code [shaded], e.g., KD is charged with KA.

²The Service Fee for progressives is paid in addition to your VSP Signature Plan bifocal dispensing fee.

Please note: For children or handicapped patients, there is no Service Fee for covered polycarbonate lenses when dispensed.

PROGRESSIVE CATEGORIES' AS OF 1/1/2021

Custom	N	UNITY® Via Elite, Hoyalux iDMyStyle 2, Hoyalux iD LifeStyle 3, Maui Jim, Shamir Autograph III [^] , Shamir Autograph Intelligence [^] , Varilux X Fit Technology [^] , ZEISS SmartLife Individual
	O	UNITY® Via Plus/Mobile/Wrap, Array 2 [^] , Kodak Unique DRO, Shamir Autograph II+ [^] , Varilux Physio W3+, Varilux X Design Technology [^] , Zeiss SmartLife Superb [^] /Plus/Pure
Premium	F	UNITY® Via, Hoyalux Summit, Shamir Spectrum+, Varilux Comfort W2+, Varilux Physio DRx, ZEISS Light V
	J	Ethos® Plus, Amplitude BKS, Kodak Precise, Shamir Element, synchrony Easy Adapt/HD, Varilux Comfort 2, ZEISS Light H
Standard	K	Ethos®, Accolade, Hoyalux GP Wide, Image, Ovation, Shamir Genesis HD, synchrony Easy View HD, ZEISS Light D

³For a full list of progressives, please refer to the Product Index in the Manuals on VSPOnline at eyefinity.com.

[^]This progressive lens is customizable for the most precise prescription.



PO Box 997100
Sacramento, CA 95899-7100
800.615.1883
vsp.com